



PRODUCT SHEET

ORIGAMI OVAL 7242 CONTOUR SERIES
72" X 42" X 22"



THERMOMASSEUR® BATH	\$
THERMASENS™ BATH	\$
SOAKER BATH	\$

THERMOMASSEUR (TMU)	
Jets	40
1 heated backrest	included
MiaPlus® Control	included
Geysair™	\$
AromaCloud™	\$
Chromatherapy - LED	\$

THERMASENS (TMSU)	
AromaCloud™	included
Chromatherapy - LED	included
WarmTouchShell™	included
2 DOT controls (standard location)	included
2nd WarmTouchShell	\$

FEATURES INCLUDED			
Installation type			Drop-in 5"
No. of bathers		Imp. gallons	52
US gallons	62		

OPTIONAL UPCHARGE APPLICABLE

COLORS

Standards	
	White
	Bone
	Biscuit
	Almond

Optionals		\$
	Black	
	Mexican sand	
	Cashmere	
	Sandbar	
	Gray	

CONTROL (TMU ONLY)

MiaMulti®	\$
-----------	----

DRAIN & OVERFLOW 16" X 35"

Chrome	\$
White, Biscuit & Bone	\$
Brass	\$
Brushed nickel, Polished nickel & Oil-rubbed bronze	\$

HAVE YOU THOUGHT ABOUT SUGGESTING THE PURCHASE OF THE LED SYSTEM SO THAT YOUR CUSTOMER MAY ENJOY CHROMATHERAPY?

1 800 463.2187 info@bainultra.com From 8 a.m. to 8 p.m. Monday to Thursday (EST)
From 8 a.m. to 5 p.m. on Friday (EST)

ORIGAMI OVAL 7242 CONTOUR SERIES 72" X 42" X 22"

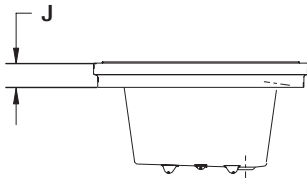
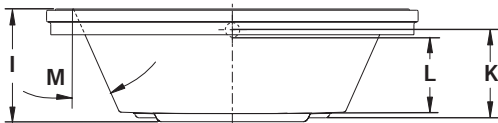
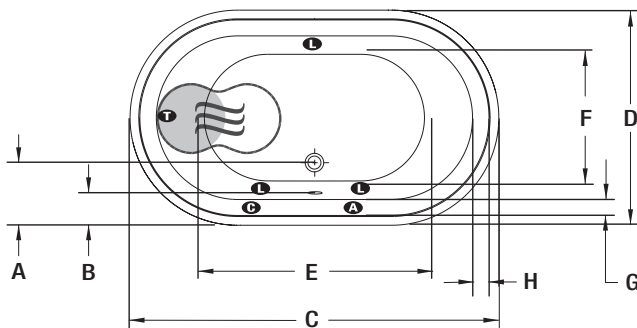
ACCESSORIES (OPTIONAL)

CUTTING TEMPLATE







90000035

TOTAL PRICE

\$



LETTER	DESCRIPTION	MEASURE
A	Outside edge to center drain	12 1/4"
B	Outside edge to overflow	5 1/2"
C	Total length	72"
D	Total width	42"
E	Bathing well length	45 3/4"
F	Bathing well width	26 1/4"
G	Deck width at drain end	3 1/8"
H	Deck width	3 1/4"
I	Height from bottom of tub to top deck	22"
J	Height from bottom of lip to top deck	5"
K	Height from drain to center of overflow	16 7/8"
L	Maximum water level	15 1/8"
M	Slope of backrest	24°

-  Indicates turbine position (TMU)
-  Indicates LED light position
-  Indicates heated backrest (TMU)
-  Indicates control position when factory-installed
-  Indicates WarmTouchShell position (TMSU)
-  Indicates AromaCloud position

TECHNICAL SPECIFICATIONS

Hot water supply required	Should be 70% of water capacity of tub or greater.
Turbine	Access to the pump must be at least 18" X 22". Standard connection is 15 A, 120 V, 60 hz, dedicated line with a Ground-Fault Circuit Interrupter (GFCI). With Geysair, upgrade to 20 A, 120 V, 60 hz, dedicated line GFCI is needed. For any additional option with the Geysair, a second line is needed 15 A, 120 V, 60 hz, dedicated line with a GFCI. Air vent necessary: 2" X 4" minimum.

Our products must be installed by certified professionals only and according to our Owner's Manual as well as federal, provincial/state and local building codes and regulations (www.bainultra.com/documentations).

Approx. shipping weight	140 lbs
Turbine power	755 W
Air heater	700 W

WARRANTY

Controls-LED-Geysair*	5 years
Bath & turbine*	20 years

*Some restrictions apply | www.bainultra.com/warranty



The specifications shown indicate the outer edge dimension and the inside bathing capacity dimension measured at air jets' height. The manufacturer accepts a 1/4" [0,64 cm] variance. There are variations on each product and specifications are subject to change as we improve upon our product as required. The dimensions needed for site preparation and structure building will differ. BainUltra® assumes no responsibility for preparatory work done prior to the product being on site.