




PRODUCT SHEET  
**AZUR 60**  
 72" X 36" X 20"



<b>THERMOMASSEUR® BATH</b>	\$
<b>THERMASENS® BATH</b>	\$
<b>TUB</b>	\$

THERMOMASSEUR (TMU)	
Jets	44
1 heated backrest	included
Mia® Control	included
Geysair®*	included
AromaCloud®	\$
Chromatherapy - 3 LED*	\$

THERMASENS (TMSU)		TUB
AromaCloud®	included	\$
Chromatherapy - LED	included	\$
WarmTouchShell®	included	\$
DOT control	included	included with therapy

FEATURES			
Installation	Drop-in or Alcove (3 walls)		
No. of bathers	↓	Armrests	2
US gallons	53	Grab bars (color match)	2
Imp. gallons	44		

**OPTIONAL UPCHARGE APPLICABLE**

COLOR		
<b>Standard</b>		
<input type="checkbox"/> White	<input type="checkbox"/> Biscuit	
<b>Optional</b>		
<input type="checkbox"/> Black	<input type="checkbox"/> Sandbar	<input type="checkbox"/> Gray
<b>CONTROL (TMU ONLY)</b>		
MiaPlus® *		\$
MiaMulti®		\$
<b>SKIRT</b>		
	<b>MULTIFIT</b>	<b>SJ-1</b>
Skirt	\$	\$
Optional color	\$	\$
<b>CLEAR ACRYLIC GRAB BARS</b>		
With Chrome, Brass or Brushed nickel inserts		\$
<b>DRAIN &amp; OVERFLOW</b>		
		<b>16" X 35"</b>
Chrome		\$
White, Biscuit		\$
Brass		\$
Brushed nickel, Polished nickel & Oil-rubbed bronze		\$
<b>TILE FLANGE (specify right or left)</b>		
Ordered with bath, uninstalled		\$
Factory-installed		\$

SPECIFY COLOR FOR THE CONTROL, WHITE OR BISCUIT (MIA OR DOT).  
 \* THE MIA PLUS CONTROL IS INCLUDED WHEN PURCHASING CHROMATHERAPY ON A TMU.

1 800 463.2187 info@bainultra.com | From 8 a.m. to 8 p.m. Monday to Thursday (EST)  
 From 8 a.m. to 5 p.m. on Friday (EST)

# AZUR 60 72" X 36" X 20"

## ACCESSORIES (OPTIONAL)

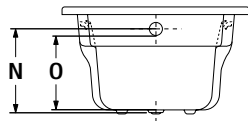
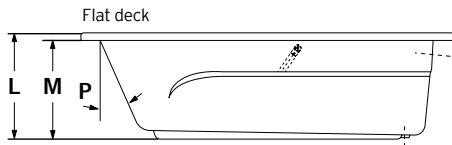
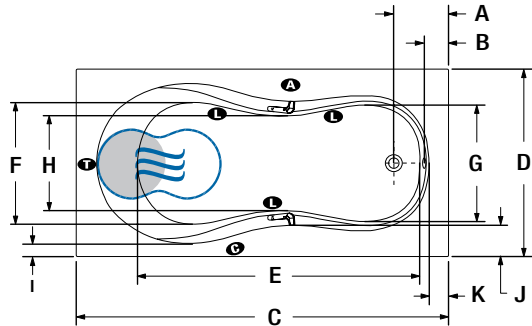
OTHER

Optional tile flange (specify right or left).

TOTAL PRICE

\$

## DROP-IN/ALCOVE INSTALLATION



LETTER	DESCRIPTION	MEASURE
A	Outside edge to center waste	9 1/8"
B	Outside edge to overflow	3 7/8"
C	Total length	71 1/2"
D	Total width	36"
E	Bathing well length	54 1/4"
F	Bathing well width at seat area	22 3/8"
G	Bathing well width at foot area	21 1/4"
H	Bathing well width (narrowest point)	18"
I	Deck width (narrowest point)	3 1/8"
J	Deck width (widest point)	6 3/4"
K	Deck width at waste end	3 3/4"
L	Height from bottom of tub to top deck	20 1/2"
M	Height from bottom of tub to bottom of lip	19"
N	Height from waste to center of overflow	16 1/4"
O	Maximum water level	14 5/8"
P	Slope of backrest	24°

- Indicates turbine position (TMU)
- Indicates LED light position
- Indicates heated backrest (TMU)
- Indicates control position when factory-installed
- Indicates WarmTouchShell position (TMSU)
- Indicates AromaCloud position

When tiling flange is added, the AromaCloud will automatically be installed on the opposite side of the flange.

## TECHNICAL SPECIFICATIONS

<b>Hot water supply required</b>	Should be 70% of water capacity of tub or greater.
<b>Turbine</b>	Access to the pump must be at least 18" X 22". <b>Standard connection is 20 A, 120 V, 60 hz</b> , dedicated line with a Ground-Fault Circuit Interrupter (GFCI). <b>For any additional option, a second line is needed 15 A, 120 V, 60 hz</b> , dedicated line with a GFCI. Air vent necessary: 2" X 4" minimum

<b>Approx. shipping weight</b>	136 lbs
<b>Turbine power</b>	755 W
<b>Air heater</b>	700 W

## WARRANTY

Controls-LED-Geysair*	5 years
Bath & turbine*	20 years

\*Some restrictions apply | [www.bainultra.com/warranty](http://www.bainultra.com/warranty)



The specifications shown indicate the outer edge dimension and the inside bathing capacity dimension measured at air jets' height. The manufacturer accepts a 1/4" [0,64 cm] variance. There are variations on each product and specifications are subject to change as we improve upon our product as required. The dimensions needed for site preparation and structure building will differ. BainUltra® assumes no responsibility for preparatory work done prior to the product being on site.