



PRODUCT SHEET  
**NOKORI 6331**  
 63" X 31" X 24"



**FREESTANDING**

<b>THERMOMASSEUR® BATH</b>	\$
<b>TUB</b> no therapy	\$

**THERMOMASSEUR (TMU)**

Jets	40
1 heated backrest	included
MiaPlus® Control* (not installed)	included
Geysair®	included
AromaCloud®	N/A
Chromatherapy - 2 LED	\$

**TUB** no therapy

AromaCloud®	N/A
Chromatherapy - 2 LED	\$
WarmTouchShell®	\$
DOT control (not installed)	included with therapy

**FEATURES**

Installation	Freestanding		
No. of bathers	↓	Integrated waste & overflow	inst. & incl.
US gallons	68		
Imp. gallons	56		

**INTEGRATED WASTE & OVERFLOW**

Chrome, White
Brass, Brushed Nickel, Polished Nickel

**FEATURES INCLUDED**

**COLOR**

Standard



White

**OPTIONAL UPCHARGE APPLICABLE**

**FINISH**

UltraVelour Matte Finish (White Only)**	\$
---	----

**CONTROL\* (TMU ONLY)**

MiaMulti®	\$
-----------	----

**AIR INTAKE\*\* & ISLAND TUB DRAIN\*\*\***

Air intake & Island Tub Drain™	\$299
Island Tub Drain™‡	\$218
Air intake	\$99
Air intake installation	\$150 net

**NOKORI SPECIAL TILE FLANGE**

Tile flange uninstalled	\$60
-------------------------	------



DON'T FORGET THAT THIS TUB IS AVAILABLE IN **WHITE ONLY**.

\* CONTROL AND FAUCET CANNOT BE INSTALLED ON THE DECK OF THE BATH.

\*\* AIR INTAKE AND ACCESS TO ELECTRONICS ARE REQUIRED.

IF TURBINE IS INSTALLED UNDER THE BATH, PLEASE FOLLOW THE **TURBINE INSTALLATION UNDER THE BATH SECTION** IN THE **NOKORI INSTALLATION INSTRUCTIONS**.

\*\*\* AN ISLAND TUB DRAIN™ IS REQUIRED WHEN THERE IS NO ACCESS UNDER THE BATH.

‡ FOR THIS MODEL, THE ISLAND TUB DRAIN IS COMPATIBLE ONLY WITH BRASS WASTE & OVERFLOW KIT (BDRCOB) AND BRASS WASTE KIT (BDRCB).

1 800 463.2187  
 info@bainultra.com

From 8 a.m. to 8 p.m. Monday to Thursday (EST)  
 From 8 a.m. to 5 p.m. on Friday (EST)



The quest for your wellness™

www.bainultra.com

# NOKORI 6331 63" X 31" X 24"

## ACCESSORIES (OPTIONAL)

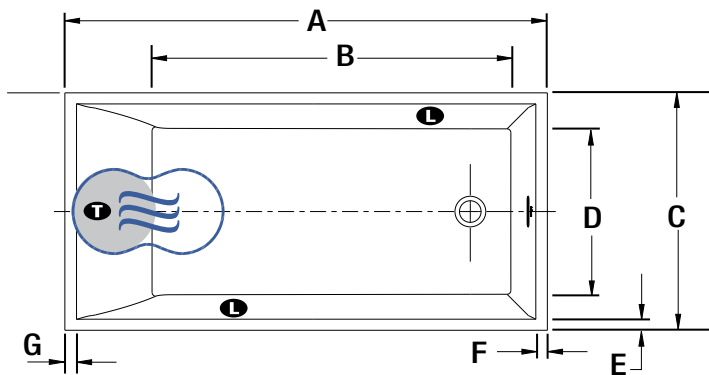
### OTHERS

- Faucet must be freestanding or wall-mounted.
- Controls cannot be installed on the bath.
- The turbine should be remotely installed.
- The turbine can also be installed under the bath. Please refer to the Nokori Installation Instructions - Turbine Installation under the bath.

TOTAL PRICE

\$

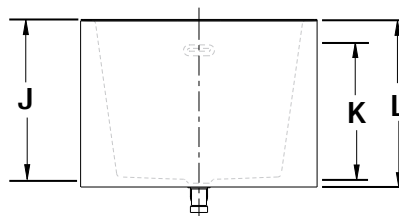
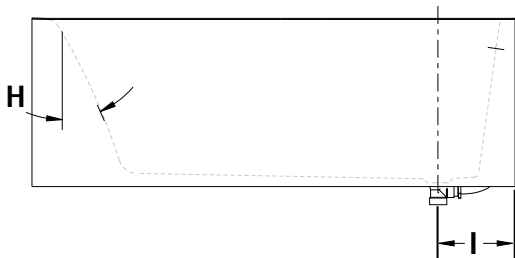
## FREESTANDING INSTALLATION



LETTER	DESCRIPTION	MEASURE
A	Total length	63"
B	Bathing well length	47 1/4"
C	Total width	31"
D	Bathing well width	22 1/4"
E	Deck width	1 7/8"
F	Deck width at waste end	2"
G	Deck width at backrest	1 1/2"
H	Slope of backrest	24°
I	Outside edge to center of waste	10 "
J	Height from waste to top of deck	20 7/8"
K	Maximum water level	17"
L	Total height	24"

**L** Indicates LED light position  
**W** Indicates WarmTouchShell position

**T** Indicates turbine position (TMU)  
**B** Indicates heated backrest (TMU)



## TECHNICAL SPECIFICATIONS

<b>Hot water supply required</b>	Should be 70% of water capacity of tub or greater.
<b>Turbine</b>	Access to the pump must be at least 18" X 22". <b>Standard connection is 20 A, 120 V, 60 hz</b> , dedicated line with a Ground-Fault Circuit Interrupter (GFCI). <b>For any additional option, a second line is needed 15 A, 120 V, 60 hz</b> , dedicated line with a GFCI. Air vent necessary: 8 sq. in. minimum

Our products must be installed by certified professionals only and according to our Owner's Manual as well as federal, provincial/state and local building codes and regulations ([www.bainultra.com/documentation/documentation](http://www.bainultra.com/documentation/documentation)).

<b>Approx. shipping weight</b>	260 lbs
<b>Turbine power</b>	600 W
<b>Air heater</b>	600 W

## WARRANTY

Controls-LED-Geysair*	5 years
Bath & turbine*	20 years

\*Some restrictions apply | [www.bainultra.com/warranty](http://www.bainultra.com/warranty)



The specifications shown indicate the outer edge dimension and the inside bathing capacity dimension measured at air jets' height. The manufacturer accepts a 1/4" [0,64 cm] variance. There are variations on each product and specifications are subject to change as we improve upon our product as required. The dimensions needed for site preparation and structure building will differ. BainUltra® assumes no responsibility for preparatory work done prior to the product being on site.