



PRODUCT SHEET

ORA OVAL 7240

72" X 40" X 21"



	DROP-IN	UNDERMOUNT 1 3/4" LIP
THERMOMASSEUR® BATH	\$	\$
THERMASENS® BATH	\$	\$
SOAKER	\$	\$

THERMOMASSEUR (TMU)	
Jets	37
1 heated backrest	included
1 heated headrest	included
MiaPlus® Control*	included
Geysair®	included
AromaCloud®	\$
Chromatherapy - 2 LED	\$

THERMASENS (TMSU)		TUB
AromaCloud®	included	\$
Chromatherapy - 2 LED	included	\$
WarmTouchShell®	included	\$
DOT control	included	included with therapy

FEATURES			
Installation	Drop-In or Undermount (1 3/4" lip)		
No. of bather	↓	Integrated headrest	1
US gallons	50	Integrated waste & overflow	inst. & incl.
Imp. gallons	41		
WASTE & OVERFLOW			
Chrome, White			
Brass, Brushed Nickel, Polished Nickel			

OPTIONS	
COLOR	
Standard	
White	Biscuit
Optional	
Black	Sandbar
Gray	\$

OPTIONAL UPCHARGE APPLICABLE	
FINISH	
UltraVelour Matte Finish (White Only)	\$
CONTROL (TMU ONLY)	
MiaMulti®	\$

THIS MODEL IS AVAILABLE IN STANDARD AND OPTIONAL COLORS. **DON'T FORGET TO SPECIFY THE WASTE & OVERFLOW FINISH.**

1 800 463.2187 info@bainultra.com | From 8 a.m. to 8 p.m. Monday to Thursday (EST)
From 8 a.m. to 5 p.m. on Friday (EST)

ORA OVAL 7240 72" X 40" X 21"

ACCESSORIES (OPTIONAL)

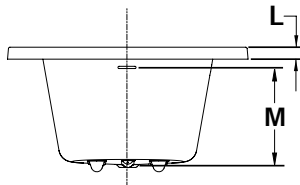
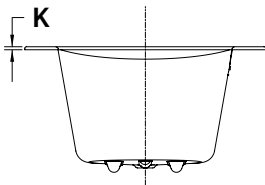
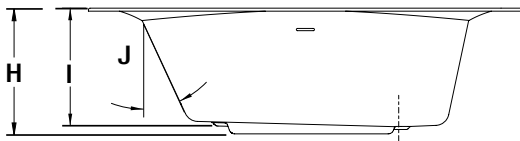
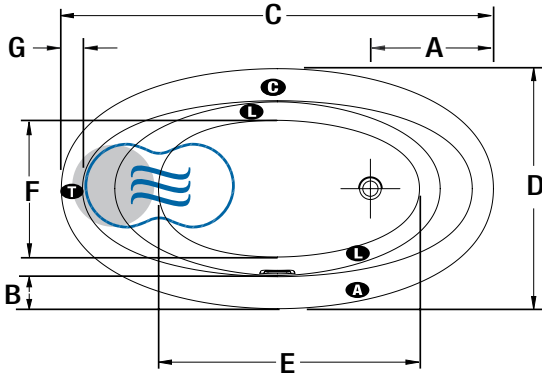
CUTTING TEMPLATE

90000061

TOTAL PRICE

\$

DROP-IN/UNDERMOUNT INSTALLATION



LETTER	DESCRIPTION	MEASURE
A	Outside edge to center drain	20 1/2"
B	Outside edge to overflow	5 3/8"
C	Total length	72"
D	Total width	40"
E	Bathing well length	44 1/4"
F	Bathing well width	23 1/8"
G	Deck width at backrest end	3 1/4"
H	Total height to headrest	21"
I	Height from drain to top deck	19 1/2"
J	Slope of backrest	25°
K	Height from bottom of lip to top deck	0 1/2"
L	Height from bottom of lip to top deck	1 3/4"
M	Height from drain to center of overflow	16 5/8"

- T** Indicates turbine position (TMU)
- L** Indicates LED light position
- Indicates heated backrest (TMU)
- C** Indicates control position when factory installed (Mia & Dot)
- ☁** Indicates WarmTouchShell position (TMSU)
- A** Indicates AromaCloud position

TECHNICAL SPECIFICATIONS

Hot water supply required	Should be 70% of water capacity of tub or greater.
Turbine	Access to the pump must be at least 18" X 22". Standard connection is 20 A, 120 V, 60 hz , dedicated line with a Ground-Fault Circuit Interrupter (GFCI). For any additional option, a second line is needed 15 A, 120 V, 60 hz , dedicated line with a GFCI. Air vent necessary: 2" X 4" minimum

Our products must be installed by certified professionals only and according to our Owner's Manual as well as federal, provincial/state and local building codes and regulations (www.bainultra.com/documentation/documentation).

Approx. shipping weight	115 lbs
Turbine power	600 W
Air heater	700 W

WARRANTY

Controls-LED-Geysair*	5 years
Bath & turbine*	20 years

*Some restrictions apply | www.bainultra.com/warranty



The specifications shown indicate the outer edge dimension and the inside bathing capacity dimension measured at air jets' height. The manufacturer accepts a 1/4" [0.64 cm] variance. There are variations on each product and specifications are subject to change as we improve upon our product as required. The dimensions needed for site preparation and structure building will differ. BainUltra® assumes no responsibility for preparatory work done prior to the product being on site.