



PRICE LIST 2024



© OPUS 6434

EFFECTIVE MARCH 1ST, 2024

NEW PRODUCTS

2024

OPUS 6434 TMU

NEW FINESTONE SOLID SURFACE BATH
WITH AIR JET SYSTEM
64" x 34" x 25" (freestanding)

BainUltra Opus reaches new heights by offering all the therapeutic benefits of Hydro-thermo massage® with the innovation of air jets in our FineStone solid surface bathtub.

Opus FineStone® Solid Surface comes in 2 categories:

- TMU: Thermomasseur® air jet system and heated backrest
- TUB (Soaker)

A symphony of lines and curves

All details, lines, and curves drawn by our designers and craftspeople are like strokes of a pen, or notes in a symphony blending harmoniously together in the final masterpiece.

See page 46.



OPUS 6434 THERMOMASSEUR



LIBRA STELLA 7038

LAUNCH MARCH 1ST, 2024

LIBRA STELLA 7038

70" x 38" x 25" (freestanding)

Stella, a name with Latin roots, gracefully translates to "star", one that shines brightly and beautifully - adding a celestial touch to its timeless charm.

While the Libra constellation reminds us of universal balance, the Stella bath integrates gently into this collection, with its curved lines, identical sides and unique character which stands out like a shining star. Magnificent and imposing with its dimensions of 70" x 38" x 25", and with perfectly symmetrical backrests, Stella will bring relaxation and comfort for 2 bathers while enjoying their thermomasseur bath.

This rising star also offers as options, Illuzio chromatherapy as well as the brand new Aromaflow essential oil diffuser that is perfectly integrated into the bath's overflow. Indulge in the divine allure of Libra Stella, turning your bath into a sanctuary of earthly bliss.

See page 98.

WHAT'S NEW FOR 2024

AROMAFLOW

DISCOVER THE NEXT EVOLUTION
OF AROMATHERAPY IN THE BATH
WITH AROMAFLOW.

The AromaFlow is an essential oil diffuser that combines the benefits of aromatherapy while being elegantly included into the bathtub's integrated overflow.

Easy-to-use seamless design, the AromaFlow offers a beautiful and therapeutic way to enjoy essential oils with your BainUltra bathtub*. One to two drops of essential oil are enough for a 30-45 minutes session.

*Offered as an option in all collections except BeOne, Balneo, Celestia, and Opus.



SIGNATURE PRODUCT

A BAINULTRA SIGNATURE BATH IS A PRODUCT DESERVING SPECIAL PROMOTION
AND CONSIDERATION FOR SALES.

Here's why: Signature baths are a special class of products offering that bring forward elements that are exclusive to BainUltra's brand. They include designs not seen anywhere else.

These baths set themselves apart, not only in our product offering but also in the market place in general.

This is advantageous to everyone that sells BainUltra because it gives an opportunity to give your customer a product they cannot find elsewhere and allows you to upsell within the BainUltra product offering.

- Distinctive product design
- Distinctive product offering
- Premium marketing positioning
- Best-selling products
- Higher profit margin

To learn more on BainUltra Signature products, contact your local sales agent or BainUltra.

To quickly recognize a Signature bath, each product page will have this logo:



SIGNATURE BATHS COLLECTIONS ARE:

- | | | |
|------------|--------------|----------|
| • BeOne | • Esthesia | • Opalia |
| • Celestia | • Evanesence | • Opus |
| • Charism | • Libra | • Scala |
| • Essencia | • Monarch | |

REMINDER

NEW AND DISCONTINUED PRODUCTS IN 2024

NEW PRODUCTS

- OPUS TMU, New FineStone bathtub with air jets
- Libra Stella 7038 freestanding (TMU & TUB)

DISCONTINUED PRODUCTS

- Ellipse 6036
- Essencia Design 7438 (Drop-in)
- Nokori 5827
- Vibe Tulipa



OPUS 6434



LIBRA AURORA 6634



VIBE 6030

INDEX

| | |
|---|------------------|
| OVERVIEW | 2 - 3 |
| COMMERCIAL TERMS & CONDITIONS | 4 |
| THE BAINULTRA® LIMITED WARRANTY | 4 - 5 |
| GENERAL INFORMATION | 6 - 8 |
| ACCESSORIES | 9 - 13 |
| PRICE LIST SUMMARY | 14 - 40 |
| Baths by collection | 14 - 24 |
| Baths by size | 25 - 36 |
| Accessories | 37 - 40 |
| FINESTONE® BATHS – SOLID SURFACE | 41 |
| CELESTIA™ | 42 - 45 |
| OPUS NEW THERMOMASSEUR BATH | 46 - 47 |
| FREESTANDING THERAPEUTIC BATHS | 49 - 51 |
| AMMA® | 52 - 55 |
| BALNEO® | 56 - 67 |
| BEONE™ | 68 - 69 |
| CHARISM® | 70 - 75 |
| ESSENCIA® | 76 - 81 |
| ESTHESIA® | 82 - 83 |
| EVANESCENCE® | 84 - 91 |
| LIBRA NEW BATH | 92 - 97 |
| NOKORI® | 100 - 109 |
| OPALIA® | 110 - 119 |
| SCALA™ | 120 - 123 |
| VIBE® | 124 - 131 |
| DROP-IN AND ALCOVE THERAPEUTIC BATHS | 133 - 135 |
| AMMA® | 136 - 151 |
| BAIN DE VILLE™ | 152 - 155 |
| CITTI® | 156 - 165 |
| ELEGANCIA® | 166 - 173 |
| ESSENCIA® | 174 - 175 |
| ESTHESIA® | 176 - 177 |
| INUA® | 178 - 183 |
| MERIDIAN® | 184 - 207 |
| MONARCH | 208 - 221 |
| ORIGAMI® | 222 - 233 |
| THALASSA | 234 - 235 |
| VIBE® | 236 - 237 |
| THERAPEUTIC CARE UNIT | |
| VEDANA® | 238 - 240 |
| COMPLEMENTARY PRODUCTS | |
| AKAŠA® | 241 |
| SKIRTS | 243 - 244 |

HOW TO COMPLETE YOUR ORDER FORM

All order forms are available in an interactive PDF.

You can find the order forms

- at the last section of this Interactive Price List: bainultra.com/interactive-price-list

OR

- on our Extranet: bainultra.com/extranet

OR

- request them to our Order Desk orderdesk@bainultra.com

Then, please send by email to orderdesk@bainultra.com or by fax at **1-800-382-8587**

AMMA Drop-in & Alcove



Please fill out one order form per product

| | | | | | |
|-------------------------|-----------------------|----------------------|-----------------------|-------------------|--|
| Ordered by _____ | | Date _____ | | P.O. _____ | |
| Bill to _____ | | Ship to _____ | | | |
| Street _____ | | Street _____ | | | |
| City _____ | Postal/Zip code _____ | City _____ | Postal/Zip code _____ | | |
| Province/State _____ | Country _____ | Province/State _____ | Country _____ | | |
| Tel. _____ | Fax _____ | Tel. _____ | | | |

PAY SPIFF TO (salesperson) _____

SPIFF ID (required for payment) _____

Any sales issued in response to this order form will be subject to BainUltra Inc. Terms & Conditions. Please check your order acknowledgement that will be based once the order has been entered.

OPTIONS are not included in Standard Price (UPCHARGE APPLICABLE)

| | | | |
|--|--|--|--------------------------|
| BATH INFORMATION | | MODEL NAME: _____ | SKU NUMBER: _____ |
| SIZE <input type="checkbox"/> 6030" <input type="checkbox"/> 6032 <input type="checkbox"/> 6036 <small>*with integrated tile flange</small> <input type="checkbox"/> 6636 <input type="checkbox"/> Oval 6636 <input type="checkbox"/> 7236 <input type="checkbox"/> 7242 <input type="checkbox"/> Oval 7242 | | CATEGORIES & OPTIONAL THERAPIES <small>OPTION</small> <input type="checkbox"/> ThermoMasseur (TMU) - Air jet system* <small>*Geysair included</small> <input type="checkbox"/> AromaCloud (BAROMAC) <small>NEW</small> <input type="checkbox"/> AromaFlow™ (BAROMAF) <small>NEW</small> <input type="checkbox"/> Illuzio Chromotherapy (BCHROG) <input type="checkbox"/> TUB - Soaker <input type="checkbox"/> AromaCloud (BAROMAC) <input type="checkbox"/> AromaFlow™ (BAROMAF) <small>NEW</small> <input type="checkbox"/> Illuzio Chromotherapy (BCHROG) <input type="checkbox"/> WarmTouchShell® (BWT5) <input type="checkbox"/> 2nd WarmTouchShell (BWT52) <small>(for 2 bather models)</small> <small>*When selecting an AromaFlow, the INTEGRATED WASTE & OVERFLOW is required (UPCHARGE). Select your waste finish color.</small> | |
| INSTALLATION <input type="checkbox"/> Drop-in <input type="checkbox"/> Alcove | | MIAPLUS® CONTROL (TMU only) <input type="checkbox"/> Not installed (BMAIP2-XX) <input type="checkbox"/> Installed - Standard location** <small>(BMAIP2-XX) **Refer to Product Sheet</small> Color <input type="checkbox"/> White (01) <input type="checkbox"/> Biscuit (02) BU-TOUCH CONTROL APPLICATION <small>OPTION</small> <input type="checkbox"/> (BUTOUCH) | |
| DECK (for Oval 7242) <input type="checkbox"/> Flat deck <input type="checkbox"/> Raised deck | | | |
| BATH COLOR <input type="checkbox"/> White (01) <input type="checkbox"/> Biscuit (02) | | | |
| GRAB BAR(S) (BGBG10-XX) G10 color (acrylic) <input type="checkbox"/> White (01) <input type="checkbox"/> Biscuit (02) G10 optional color (clear acrylic) <small>OPTION</small> Inserts: <input type="checkbox"/> Chrome (07) <input type="checkbox"/> Brushed Nickel (09) | | | |

| | | |
|---|---|---|
| WASTE & OVERFLOW <small>OPTION</small> 16" x 35" (BOVER16-XX) <input type="checkbox"/> White (01) <input type="checkbox"/> Biscuit (02) <input type="checkbox"/> Chrome (07) <input type="checkbox"/> Brushed Nickel (09) <input type="checkbox"/> Polished Nickel (10) <input type="checkbox"/> Oil-rubbed Bronze (11) | TILE FLANGE <small>OPTION</small> <input type="checkbox"/> Not installed (BTLEN) <input type="checkbox"/> Factory installed - specify waste position <input type="checkbox"/> Right (BTLEL) <input type="checkbox"/> Left (BTLEL) <input type="checkbox"/> Front (BTLEF) <input type="checkbox"/> Back (BTLEB) <input type="checkbox"/> Special install (BTLEO) (provide sketch) | CUTTING TEMPLATE <small>OPTION</small> <small>(for 6638 Oval and 7242 Oval only)</small> <input type="checkbox"/> Yes <input type="checkbox"/> No Ship to _____ <input type="checkbox"/> Billing Address <input type="checkbox"/> Other Shipping Address _____ _____ _____ |
| INTEGRATED WASTE & OVERFLOW <small>OPTION</small> (BOVERIN-XX) <input type="checkbox"/> White (01) <input type="checkbox"/> Brushed Nickel (09) <input type="checkbox"/> Biscuit (02) <input type="checkbox"/> Polished Nickel (10) <input type="checkbox"/> Chrome (07) <input type="checkbox"/> Satin Brass (18) <input type="checkbox"/> Matte Black (19) | SKIRT (color same as bath) <small>OPTION</small> <input type="checkbox"/> Multifit (BSMUL-XX) <input type="checkbox"/> SJ-1 (BSJ1-XX) | |
| IF REQUIRED BY CONSTRUCTION CODE <small>OPTION</small> <input type="checkbox"/> Brass waste & overflow kit (BDRCOB) <input type="checkbox"/> Brass waste kit (BDRCB) <input type="checkbox"/> 16" x 35" Cable driven brass waste & overflow kit (BOVERBR) | | |

2024 | 1 800 463.2187 From 8 a.m. to 6 p.m. Monday to Thursday (EST).
From 8 a.m. to 5 p.m. on Friday (EST)

Fax: 1 800 382.8587
orderdesk@bainultra.com

COMMERCIAL TERMS & CONDITIONS

1. MODIFICATIONS

BainUltra® reserves the right to change, without notice, the models, the colors, the specifications and the prices of its products.

2. PAYMENT TERMS

A quick payment discount of 2% can be applied if all sums due are paid by the 10th of the month following the invoice date. Interest charges of one point five percent (1.5%) per month, eighteen percent (18%) per year, will be charged on all past due accounts. Administrative fees of fifteen percent (15%) will be added to the interest charges on all overdue accounts when payment is obtained through a collection agency.

3. MERCHANDISE OWNERSHIP

BainUltra® will remain the owner of all the products sold to Dealer until full and final payment of the invoice is received by BainUltra®. Until such time that an invoice is paid in full, the Dealer must take reasonable care of the BainUltra® merchandise and will be held responsible for all losses and damages when in possession of the merchandise so long as Dealer is solvent. Upon request of BainUltra®, the Dealer must provide proof of insurance to BainUltra®. In the event that one of the parties files for bankruptcy, standard security interest priorities will apply.

4. ADVISING OBLIGATIONS

Dealer agrees to advise BainUltra®, without delay, of all seizures, losses or damages that involve any BainUltra® products in Dealer's inventory for which BainUltra® has not been paid in full.

5. INTELLECTUAL PROPERTY RIGHTS

Dealer acknowledges that all intellectual property rights regarding BainUltra®'s business, activities, products, promotional materials, and any technology pertaining thereto, are the sole property of BainUltra®. Dealer agrees to limit its use of BainUltra®'s intellectual property rights to only those uses expressly authorized by BainUltra®. Dealer agrees to promptly and fully inform BainUltra® of any infringement or alleged infringement of any BainUltra® intellectual property right by any person, including any competitor of BainUltra®, of which Dealer may become aware.

6. NON-STANDARD PRODUCT

1. All modifications brought to a standard product will be considered as a non-standard product (ex: removing grab bars). Therefore no deduction of price will be applied to any option removed from a standard product. As for added features (listed as options & upgrades), the price applied will be as listed in the price list.
2. Once in production, a non-standard product cannot be cancelled by Dealer and will be invoiced and shipped as ordered, no return possible (see restocking charges).

7. RESTOCKING CHARGES

Merchandise may not be returned for any reason without prior written consent from BainUltra. With the exception of TMU baths with Chromatherapy and factory installed tile flange, **no return will be accepted on a non-standard bath and baths without system.**

Products returned for any reason other than BainUltra's error will be subject to a 25% restocking and handling charge on the Dealer's base net price, in addition to all applicable charges for labor, material and/or freight. BainUltra Inc. reserves the right to refuse a return on a non-standard bath.

8. COLLECTION CHARGES

In the event that any payment due to BainUltra® hereunder is collected at law or through an attorney-at-law, or under advice therefrom, or through a collection agency, Dealer agrees to pay all costs of collection, including, without limitation, all court costs, reasonable attorneys' fees and/or collection agency fees.

9. FREIGHT CHARGES

Freight charges apply to soakers as well as residential, commercial and construction site drop shipments. Add a \$50 fee for a TUB only with at least one therapy. Other shipping charges such as reconsignment, redelivery and storage charges may apply when requested by a dealer or customer. Please contact the BainUltra® order desk for applicable fees.

10. CURRENCY

Unless otherwise indicated, all dollar amounts referred to in these terms and conditions are in United States funds for sales in the U.S.A. and in Canadian funds for sales in Canada.

THE BAINULTRA® TRANSFERABLE LIMITED WARRANTY

This transferable limited warranty is extended to the original purchaser of the unit who possesses the receipt of purchase. It is valid when the unit is purchased through an authorized Bains Ultra Inc. ("BainUltra®") retailer and registered with BainUltra® (registration is not required for consumer purchasers domiciled in the Province of Québec).

This warranty is also transferable to subsequent home/property owners within the original warranty window, calculated from the date of purchase. As long as the unit is within the warranty period, any eligible warranty claims will be honoured, irrespective of changes in ownership. Please note that this transferability applies only to the original warranty window and does not extend the duration of the original warranty. It is advisable to contact BainUltra® directly when transferring ownership in order to update registration records and ensure a more seamless customer support experience.

When taking delivery of a new bathtub (i.e. original purchase and not transfer of ownership), please note that you are responsible for inspecting the product and all parts prior to installation. This warranty will not apply if a product with visible defects has been installed without providing notice to BainUltra® of the defect.

This revised warranty policy is effective March 1st, 2024

Your BainUltra® ThermoMasseur® or soaking bath is covered by the best warranty in the industry. BainUltra® guarantees the shell material (made with pure acrylic or FineStone®) and motor turbine of your bath for a twenty-(20) year period from the original purchase date against defects in materials and workmanship.

In the case of the electronic components of the therapeutic baths parts of the Vedana® and the technologies Geysair®, the **NEW** AromaFlow, AromaCloud®, WarmTouchShell® and Chromatherapy. BainUltra® guarantees against defects in materials and workmanship for a five-(5) year period from the original purchase date.

Armrests, grab bars and metallic feet are guaranteed for a two-(2) year period.

The wastes and overflows are guaranteed for a one-(1) year period from the original purchase date.

The Akaša® Bath Pillow and Comfort Cushion are guaranteed for a two-(2) year period.

Tile flanges are guaranteed prior to installation only.

BainUltra® products are designed for residential use only. BainUltra® products used for commercial or display applications will be limited to a two-(2) year warranty against defects in materials and workmanship regardless of the specific nature of any potential defects.

BainUltra® products sold outside of North America will be limited to a parts-only warranty through the dealer of the sale. Our service department will help diagnose any problems with your unit and will provide parts only for repairs or replacements covered by the warranty. All parts will be shipped to the dealer in North America. BainUltra® will not be responsible for cost of shipping or servicing outside of North America. Any part that must be changed during the warranty period will be covered by the original warranty or for a two-(2) year period following replacement, according to the first contingency.

EXCLUSIONS

The above-stated limited warranty applies as long as: i) the damage is not caused by an accident, abuse, misuse, fire, insects, use of abrasive products, force majeure or an act of God. The above-stated limited warranty does not apply to: Transport, handling or installation damages.

Moreover, this warranty is void if: i) your BainUltra® ThermoMasseur® bath, your Vedana®, or any other BainUltra® product is installed by anyone other than a licensed contractor; ii) your BainUltra® bath, your Vedana®, or any other BainUltra® product or part thereof has been modified or if any repairs have been attempted by anyone other than BainUltra®, an authorized BainUltra® dealer, or other representative of BainUltra®; or iii) the unit is installed outdoors, or has not been installed in accordance with BainUltra®'s instructions, or in compliance with local codes and ordinances.

Any and all components that are not provided by BainUltra®, as well as any items attached or installed on your BainUltra® ThermoMasseur®, your Vedana®, or on any other BainUltra® product after the date of manufacture are expressly excluded from this limited warranty.

This limited warranty does not cover any breakage and/or damage resulting from improper (non-factory) installation of AromaCloud® and the **NEW** AromaFlow technologies.

As for the Monarch collection, quartz bathtub deck surface is very strong and resilient; however it can be damaged by impact. The Monarch limited warranty will not cover any damage due to chipping or damage from impact to the surface of the material including scratching.

This would include any failure by the installer who has not followed the necessary installation techniques specified in the installation manual supplied by BainUltra. Any installation that has been found to be the result of improper installation will be the sole responsibility of the installer to repair or replace.

PROCEDURE

Any defect involving BainUltra®'s potential liability under this limited warranty shall be reported to BainUltra® within ten-(10) days of its occurrence. To assist you with your warranty, please contact BainUltra®'s customer service by email, telephone or fax between 8 a.m. to 6 p.m. Monday to Thursday (EST) or 8 a.m. to 5 p.m. on Friday (EST).

Email: info@bainultra.com Tel.: 1 800 463-2187 or 418 831-7701
Fax: 1 800 382-8587 or 418 831-6623

BainUltra 956, chemin Olivier Lévis, Québec Canada G7A 2N1

Proof of purchase and date of purchase will be required. Units claimed to be defective shall be held until inspected by an authorized representative of BainUltra®, and upon their specific instructions, units found to be defective will be repaired or replaced at BainUltra®'s exclusive choice. The liability of BainUltra® with respect to the sale of this unit shall be limited to repair or replacement by a similar product as provided above and does not include any cost of removal, reinstallation, transport and shipping of defective product, loss of time, salary or any other expenses as well as any consequential damages of any kind.

BainUltra® and its representatives shall not be liable for any injury, loss, cost or other damage, whether direct, consequential, incidental, or special, that arise from any defect covered under this limited warranty, even if BainUltra® has been advised of the possibility of such damage. Some states and provinces may not allow the exclusion or limitation of incidental or consequential damages, so the above limitation or exclusion may not apply to you, but these limitations or exclusions will be enforced to the maximum extent of the law.

An adequate access way to mechanical and electrical parts of your BainUltra® ThermoMasseur® bath, your Vedana®, or any other BainUltra® product must be anticipated and prepared before an authorized representative arrives on the premises to carry out a repair. The costs incurred to provide access to the motor turbine, the electronic module or the heating system will not be covered by this warranty.

LIMITATIONS

Except for consumer purchasers domiciled in the Province of Québec, and except to the extent prohibited by applicable law, this limited warranty replaces all other warranties, expressed or implied, in fact or at law, including implied warranties based on course of dealing, usage of trade, and merchantability and fitness for a particular purpose. (Inapplicable in Québec). The terms of this limited warranty cannot be modified or extended in any way whatsoever by any agent, dealer, distributor, service company or party other than BainUltra®.

BainUltra® excludes any statement in any advertisement or instruction, any picture, or any guideline as an express warranty for our products. We recognize that some states and provinces may not allow limitations on implied warranties, so the above limitations and exclusions may not apply to you, but they will be enforced to the maximum extent of the law.

LEGAL RIGHTS

This limited warranty gives specific legal rights and is not applicable if it interferes with any law or regulation in any state, province or country.

TURBINE LOCATION

The turbine must be remotely installed on certain Thermomasseur bath models. Please, follow the specific installation instructions of the Owner's Manual otherwise the warranty will be void.

Failure to follow these instructions may result in serious personal injury or property damage for which BainUltra cannot be held responsible.

FINESTONE® BATHS

NEW



FineStone® is a **high quality solid surface material composed of refined minerals and pure liquid acrylic**. Baths made with FineStone are now available in two categories: **ThermoMasseur® (TMU) (except Celestia collection) and TUB**.

FineStone TMU bathtubs offer:

- Hydro-thermo Massage® with air jet system
- Heated backrest

Designed with care, FineStone offers a new way to enjoy BainUltra bathing:

- Thermal insulant; hot temperature resistant
- Strong, resistant, and durable
- Light/color resistant. No color bleed or wear
- Non porous, hygienic and easy to clean
- Can be easily repaired

Bath models made with FineStone are offered in White Satin Finish.



OPUS 6434 THERMOMASSEUR

THERAPEUTIC BATHS

Our therapeutic baths are made of **100% pure high quality acrylic** and come in two categories: **ThermoMasseur® and TUB**.

THERMOMASSEUR®

Our air jet baths artfully combine the gentleness of water, the force of air, and the comfort of heat to provide you with the extraordinary benefits of deep massage.

All **ThermoMasseur®** baths prices are based on standard colors offered.

Also included

- **The Geysair® technology**
- The standard air-heating system: heated backrest and headrest
- The Mia® or MiaPlus® electronic control and BU-Touch Control Application, depending on the model
- Grab bars, when applicable

Optional therapies offered

- Illuzio Chromatherapy
- AromaCloud®
- 2nd heated backrest (WTS technology - 1 zone)

Other options

- Optional colors
- UltraVelour matte finish



TURBINE (MOTOR)

Thermomasseur models must be connected to a dedicated 20 AMP, 120 V, 60 Hz supply circuit protected by a ground-fault circuit interrupter (GFCI). Thermomasseur models equipped with two heated backrests and/or Illuzio Chromatherapy, and/or AromaCloud® require an additional 15 AMP supply circuit.



TUB


All **TUBs** prices are based on standard colors offered and include grab bars, when applicable.

Optional therapies offered (FineStone solid surface baths excluded)

- **Illuzio Chromatherapy** (with DOT control)
- **WarmTouchShell - 3 zones** (with DOT control)
- **AromaCloud®**

Other options


- Optional colors
- UltraVelour matte finish



BAIN DE VILLE 6632

ULTRAVELOUR

UltraVelour is a matte finish, offered in White, and exclusively manufactured by BainUltra. The exceptional quality of UltraVelour finish is a testament to refinement expertise found in this handcrafted bath finish. BainUltra's UltraVelour finish is available across a number of collections*. See FINISH, p. 13.



NOKORI 7131 ULTRAVELOUR

The UltraVelour finish is offered on grab bars. It is not available for Controls, AromaCloud® and Universal Skirts SJ1 & SJ3.

* Not offered for Essencia Oval 7236 Freestanding model.

THERAPEUTIC CARE UNIT

This care unit provides unique therapeutic experiences. It combines multiple therapies, which can be activated independently or simultaneously according to your needs at any given time, to produce a specific emotional state (harmony, balance, sense of fulfillment, etc.) by stimulating your senses.

VEDANA®

Five therapies combined. A unique system.

With Vedana, BainUltra transforms your shower area into a veritable heaven of health and well-being. Intelligently designed, cozy, and welcoming, Vedana offers the well known benefits of five therapies in a single system.

The Vedana system includes:

- One care unit combining five therapies: **Aromatherapy, Light Therapy, Thermotherapy, Chromatherapy, and Sound Therapy**
- Two integrated 30 minute preprogrammed sessions
- Four 15 minute preprogrammed experiences
- A discovery box (essential oils and nebulizer)
- User guide
- Available in two colors: White and Biscuit
- MiaPlus® Control



VEDANA®

AKAŠA®'S COMPLEMENTARY PRODUCTS

Exclusively from BainUltra, Akaša's complementary products are specifically designed and built for you to enhance the therapeutic experience provided by our other products.

BATH PILLOW

Finesse, smoothness and sturdiness come together to offer the bather more comfort and well-being. Wisely placed by bather to the desired position, the bath pillow supports the neck wonderfully to offer the upmost in comfort and a feeling of complete relaxation and increased benefits.

COMFORT CUSHION

Made in Italy, this high quality urethane cushion offers the best comfort possible and bonifies the Hydro-thermo Massage® experience benefits. Its isolating properties will keep your body feeling warm all through the bath session. It will adhere naturally to the bath. No magnets are used. The Akaša Comfort Cushion is available for several BainUltra models (see page 241 for the list of Bath Models available for the Akaša Comfort Cushion).

NORDIC SPIRIT ESSENTIAL OILS (15 ml bottle)

For the Aromacloud®, Aromaflow, and the Vedana®

Optimize the benefits of your therapeutic products with the essential oils synergy Nordic Spirit. This synergy prepared from pure and healthy ingredients and plunges your body and mind into a deep wellness.

Nordic Spirit Synergy can be used with our essential oil diffusers AromaCloud®, and AromaFlow®, and Vedana Therapeutic Unit.

*Do not pour essential oils directly into your bath water.



COMFORT CUSHION

GENERAL INFORMATION

THERAPIES

SUPPORTED BY TECHNOLOGIES THAT ENSURE YOUR WELL-BEING

GEYSAIR® (HYDRO-THERMO MASSAGE)

Geysair® is a revolutionary system of warm air jets exclusive to BainUltra®. Like the hot water that spurts out of a geyser, the air jets conserve their heat until they hit your skin, thanks to Geysair technology. This eliminates the cold feeling of dry air bubbles on your body and keeps the temperature uniform. How it works is very simple: Geysair heats and humidifies the air, which is then able to conserve its warmth. Geysair can be turned on using the MiaPlus® Control or the BU-Touch Control Application.

Included on all ThermoMasseurs except FineStone baths.




AROMACLOUD® (AROMATHERAPY)

AromaCloud®: an essential oil diffuser ingeniously built into the bathtub's deck. Energizing, anti-inflammatory, and regenerating, diffused essential oils are absorbed effectively by your body.

AromaCloud® installation may vary depending on the model. It is usually incorporated into the deck. If there is insufficient space, the deck will be adapted to house the AromaCloud®. The AromaCloud is not offered in UltraVelour finish.

AromaCloud® works independently of the other technologies and is easy to turn on. Includes one 15 ml vial of essential oil.

Available as an option on ThermoMasseurs and TUBs except FineStone baths.



NEW

AROMAFLow (AROMATHERAPY)

Discover the next evolution of aromatherapy in the bath with AromaFlow. The AromaFlow is an essential oil diffuser that combines the benefits of aromatherapy while being elegantly included into the bathtub's integrated overflow.

Easy-to-use seamless design, the AromaFlow offers a beautiful and therapeutic way to enjoy essential oils with your BainUltra bathtub*. One to two drops of essential oil are enough for a 30-45 minutes session.

***Offered as an option in all collections except BeOne, Balneo, Celestia, and Opus.**



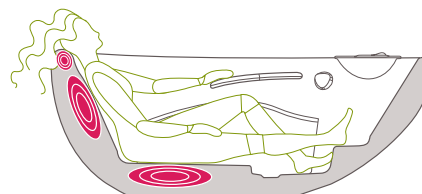
WARMTOUCHSHELL® (THERMOTHERAPY)

WarmTouchShell® technology features heating zones built into your bath's inner shell. These heating zones transmit and circulate continuous heat to the headrest, backrests and seat. They touch and warm the body's most sensitive areas, providing a deep feeling of relaxation.

WarmTouchShell system can be turned on independently using a DOT control.

Available as an option on TUBs except FineStone baths.

Available as an option on ThermoMasseurs with 2nd heated backrest (backrest zone only).




ILLUZIO (CHROMATHERAPY)

BainUltra has developed ILLUZIO, a chromatherapy system with hidden LED lights that leaves the bath's inner shell completely intact and smooth when the system is not in operation. Activate Illuzio and see the spectrum of colors come to life. Chromatherapy, an age-old technique recently rediscovered by scientists, can enhance your health and well-being.

ILLUZIO uses various colors (red, orange, yellow, green, blue, and purple) that deliver the most effective chromatherapy with maximum benefits.

ILLUZIO Chromatherapy can be turned on independently using a DOT control, MiaPlus® Control or with the BU-Touch Control Application in a TMU.

Available as an option on ThermoMasseurs and TUBs except FineStone baths.



ESSENCIA DESIGN





(Prices on page 40)

THERMOMASSEUR® CONTROLS

BU-TOUCH CONTROL APPLICATION

With the purchase of a ThermoMasseur® with a Mia® or MiaPlus® Control, you now have the option to add the virtual control to navigate through the therapies and functions of your ThermoMasseur.

The BU-Touch is a new and simple way to control your bath session from your mobile devices. It comes with the same functional and operational features as the Mia & MiaPlus.

-  Activate Hydro-thermo Massage® and Geysair warm air jets
-  Set heated backrest & headrest temperature
-  Select colors for chromatherapy (Bath with Illuzio)
-  Program drying cycle



You can now start and program your session from a distance or easily change your settings while enjoying your Hydro-thermo Massage.

BU-Touch application is available on Google Play or App Store. BU-Touch works with a Home transmitter (included) that must be connected to your router.



MIA® CONTROL

Simple and understated, the Mia® Control lets you adjust the air jet intensity to relax the way you want.

- Increase or decrease air jet intensity
- Activate the drying cycle



MIAPLUS® CONTROL

Its clear display is easy to read from all angles, letting you select your own customized relaxation session.

- Air jet intensity
- Activates the Geysair warm air jets
- Choice of light color (Chromatherapy option)
- Session duration
- Backrest temperature
- Personalized session settings for up to 4 different users
- Personalized drying cycle



TUB CONTROLS

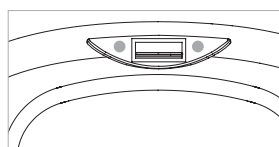
DOT CONTROLS

Our DOT controls blend perfectly with all our acrylic bath models. Simple and user-friendly. It allows you to separately enable/disable the heating zones of WarmTouchShell® and the chromatherapy of your TUB. Available in White & Biscuit.

When the deck of the bath has been modified to integrate the AromaCloud®, the DOT control will not be at its standard location.

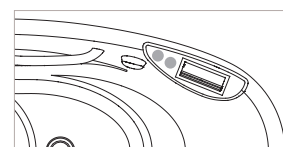


Position of DOT control on modified deck.



On either side of the AromaCloud®

For the following models: Balneo, all the Ellipse with rolled deck, Essencia 6838.



Side by side, beside the AromaCloud®

Essencia Oval 7236

WASTE & OVERFLOW

(Prices on page 38)

INTEGRATED WASTE & OVERFLOW

An Integrated waste & overflow with customize molding. Chic, modern and unobtrusive.



Choice of finish:



- Installed and included on Bain de Ville, BeOne, Celestia, Charism, Citti, Esthesia, Evanescence, Libra, Monarch, Nokori, Opalia, Opus, Scala, Vibe collections and the Essencia Design model.
- Offered as an option on other models (see product pages for information).
- For UltraVelour matte finish or FineStone satin finish, the white integrated waste & overflow will be Matte White.
- Integrated waste & overflow is mandatory when buying an AromaFlow essential oil diffuser (upcharge may apply depending on the bath model).

WASTE & OVERFLOW D14 (ELEGANCIA® COLLECTION)

Fit perfectly with Elegancia baths. Pop-up system.



WASTE & OVERFLOW 16" X 35"


The finishing touch for your bath. Cable driven.




WASTE & OVERFLOW D13* (EXPOSED)

Exposed* waste & overflow complete the luxurious look of Balneo baths.

* Please note that the D13 piping is visible from the outside of the bath.



Note: Printed colors shown here may vary slightly from actual colors. Please use this chart as a reference only.



ISLAND TUB DRAIN™ & TILE FLANGE

(Prices on pages 39 and 40)

ISLAND TUB DRAIN™

The Island Tub Drain™ makes it easy to install a freestanding bathtub.

Here are the key benefits:

- Easy to connect plumbing
- Installation from above the floor; no need to have access under the bath
- Ideal for installation on a concrete slab
- Allows for the bath to be installed after tiles or other floor finish



CAST IRON ISLAND TUB DRAIN™

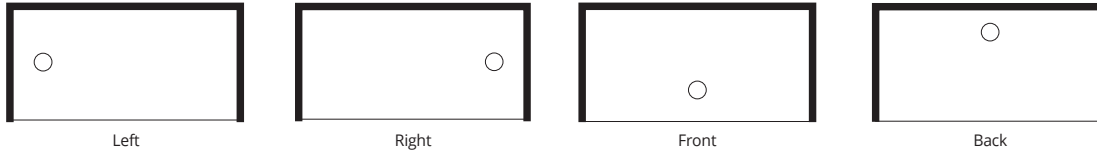
Features:

- Asymmetric design 18 Gauge Epoxy coated Metal Deck Plate with holes to lock to Thinset
- Snap off Test Cap (Rated to 30psi)
- Mortar/Tile Guard
- ID357 features a Cast Iron Body
- Low profile design allows for installation in 8" joist spaces or greater



TILE FLANGE

When ordering a bath with a factory-installed or molded tile flange, it is essential to specify the position of the waste. If waste is central, specify front or back. If waste is at the end, specify right or left. For a special installation, a sketch must be provided.



AromaCloud® position

When tiling flange is added, the AromaCloud® will automatically be installed on the opposite side of the flange.

WARNING

The AromaCloud® may interfere with shower doors.

GRAB BARS, ARMRESTS & FEET

(Prices on page 39)

GRAB BARS

1- Acrylic



White



Biscuit

Note: White grab bars are also available in the UltraVelour Matte finish.

2- Clear Acrylic



Transparent with Chrome
or Brushed Nickel inserts

Note: Acrylic grab bars are available for most of our models.
For more information, please contact BainUltra customer service.

ARMRESTS & FEET



Scala exclusive armrests



Scala feet

Scala armrests & feet are available in the following finishes:



Chrome

Polished
NickelBrushed
NickelMatte
Black

Satin Brass

UNIVERSAL ARMRESTS



Universal Armrests are available in White, Glossy Finish only, for the collections: Bain de Ville, Balneo, Charism, Citti, Esthesia, Evanesence, Libra*, Nokori, Opalia, Origami*, and Vibe.

* Except the Libra Oval 6635, Libra Stella 7038 & Origami 6030 models.



LIBRA WITH UNIVERSAL ARMRESTS

CLAW FEET FOR CELLA MODELS (EXCLUSIVE TO BALNEO® COLLECTION)

Cella comes with claw feet to add a personalized and unique touch of class to this freestanding bath.



Chrome

Polished
NickelBrushed
Nickel

Unplated

Oil-rubbed
Bronze

Note: Printed colors shown here may vary slightly from actual colors.
Please use this chart as a reference only.

COLOR & FINISH

COLOR

BainUltra®'s acrylic baths are offered in a vast range of standard as well as optional colors to match perfectly to the colors widely offered by most manufacturers of bathroom fixtures today.

BATHS | STANDARD COLORS



White



Biscuit

BATHS | OPTIONAL COLOR



Black / White

MIA® AND DOT CONTROLS | COLORS



White



Biscuit

CHARISM BATHS | STANDARD DECK COLORS



White

CHARISM BATHS | OPTIONAL DECK COLORS



Black



Crystal Rock



Copper



BATHS MADE WITH FINESTONE® | STANDARD COLOR





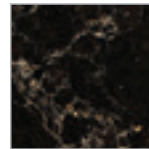

White

MONARCH BATHS | DECK COLORS

Monarch baths deck surfaces are made of **high quality quartz** offered in various natural and vibrant colors.

Grey Expo
(Silestone)Jet Black
(Caesarstone)Lagos Blue
(Caesarstone)

MONARCH BATHS | OPTIONAL DECK COLORS

Quasar Light
(VicoStone)Piatra Grey
(Caesarstone)Bianco Drift
(Caesarstone)Woodlands
(Caesarstone)Statuario Maximus
(Caesarstone)

FINISH

ACRYLIC



Glossy

UltraVelour
Matte

FINESTONE



Satin

Notes: Printed colors shown here may vary slightly from actual colors.
Please use this chart as a reference only.

FINESTONE® – SOLID SURFACE – SUMMARY PRICE LIST

BY COLLECTION



Models presented in this section are made with FineStone®, an exclusive high quality solid surface material developed by BainUltra. They are available as soaking **TUBs** and **ThermoMasseurs (TMU) (OPUS)** in White, Satin Finish only. For further information on FineStone, please refer to page 6.

| Page | | | THERAPIES (+) | | | | | CONTROL (+) | | |
|------------------|--|--------------------|---------------|------------------------|---------------------|-----------------|---------------------|------------------|-------------|----------|
| | TUB | Thermo-Masseur TMU | Aroma-Cloud® | Illuzio Chroma-therapy | Warm TouchShell WTS | Heated Backrest | 2 nd WTS | MiaPlus® Control | DOT control | BU-Touch |
| CELESTIA™ | | | | | | | | | | |
| 42 | CELESTIA 6233 (FS) 62" x 33" x 24" | \$8,000 | — | — | — | — | — | — | — | — |
| 44 | CELESTIA 6635 (FS) 66" x 35" x 25" | \$8,600 | — | — | — | — | — | — | — | — |
| OPUS | | | | | | | | | | |
| 46 | OPUS 6434 (FS) 64" x 34" x 25" NEW TMU | \$8,900 | \$11,750 | — | — | — | Incl. | Incl. | — | Incl. |

THERMOMASSEUR® (TMU) – SUMMARY PRICE LIST

BY COLLECTION

Page

| | | | THERAPIES (+) | | | | | | | CONTROLS (+) | | | OPTIONS (+) | |
|-------------------------------|--|----|--------------------|--------------|------------|------------------------|-----------------|---------------------------------|-----------------|--------------|----------|----------------------------|-------------|---------------------------|
| | | | Thermo-Masseur TMU | Aroma-Cloud® | Aroma-Flow | Illuzio Chroma-therapy | Heated Backrest | 2 nd Heated Backrest | Heated Headrest | Mia® | MiaPlus® | BU-Touch App ^{††} | Colors | Ultra-Velour matte finish |
| AMMA® | | | | | | | | | | | | | | |
| 136 | AMMA 6030 60" x 30" x 21" | ↓ | \$6,545 | \$490† | \$950° | \$925 | Incl. | — | Incl. | — | Incl. | \$430 | — | — |
| 138 | AMMA 6032 60" x 32" x 21" | ↓ | \$6,545 | \$490† | \$950° | \$925 | Incl. | — | Incl. | — | Incl. | \$430 | — | — |
| 140 | AMMA 6036 60" x 36" x 21" | ↓ | \$7,455 | \$490† | \$950° | \$925 | Incl. | — | Incl. | — | Incl. | \$430 | — | — |
| 142 | AMMA 6636 66" x 36" x 21" | ↓ | \$7,680 | \$490† | \$950° | \$925 | Incl. | — | Incl. | — | Incl. | \$430 | — | — |
| 144 | AMMA OVAL 6638 66" x 38" x 21" | ↓ | \$7,680 | \$490 | \$950° | \$925 | Incl. | — | Incl. | — | Incl. | \$430 | — | — |
| 146 | AMMA 7236 72" x 36" x 21" | ↓↓ | \$7,965 | \$490† | \$950° | \$925 | Incl. | Incl. | Incl. | — | Incl. | \$430 | — | — |
| 148 | AMMA 7242 72" x 42" x 22" | ↓↓ | \$8,105 | \$490† | \$950° | \$925 | Incl. | Incl. | Incl. | — | Incl. | \$430 | — | — |
| 150 | AMMA OVAL 7242 Raised or flat deck 72" x 42" x 22" | ↓↓ | \$7,965 | \$490 | \$950° | \$925 | Incl. | Incl. | Incl. | — | Incl. | \$430 | — | — |
| 52 | AMMA OVAL 7242 (FS) Narrow base, raised or flat deck 72" x 42" x 24" | ↓↓ | \$11,255 | \$490 | \$950° | \$925 | Incl. | Incl. | Incl. | — | Incl. | \$430 | — | — |
| 54 | AMMA OVAL 7242 (FS) Raised or flat deck 72" x 42" x 28" | ↓↓ | \$12,645 | \$490 | \$950° | \$925 | Incl. | Incl. | Incl. | — | Incl. | \$430 | — | — |
| BAIN DE VILLE | | | | | | | | | | | | | | |
| 152 | BAIN DE VILLE 6030** 60" x 30" x 17" | ↓ | \$3,595 | \$490† | \$950 | \$925‡ | Incl. | — | — | Incl. | \$285 | \$430 | — | \$650 |
| 154 | BAIN DE VILLE 6632** 66" x 32" x 20" | ↓ | \$5,085 | \$490† | \$950 | \$925‡ | Incl. | — | — | Incl. | \$285 | \$430 | — | \$650 |
| BALNEO® (Flat or rolled deck) | | | | | | | | | | | | | | |
| 56 | CELLA 6636 (FS) 66" x 36" x 27" | ↓↓ | \$10,145 | \$490 | — | \$925 | Incl. | \$1,125 | — | — | Incl. | Incl. | — | — |
| 58 | CELLA 7240 (FS) 72" x 40" x 27" | ↓↓ | \$11,100 | \$490 | — | \$925 | Incl. | \$1,125 | — | — | Incl. | Incl. | — | — |
| 60 | NAOS 6636 (FS) 66" x 36" x 25" | ↓↓ | \$11,240 | \$490 | — | \$925 | Incl. | \$1,125 | — | — | Incl. | Incl. | — | — |
| 62 | NAOS 7240 (FS) 72" x 40" x 25" | ↓↓ | \$12,055 | \$490 | — | \$925 | Incl. | \$1,125 | — | — | Incl. | Incl. | — | — |
| 64 | SANOS 6636 (FS) 66" x 36" x 24" | ↓↓ | \$9,880 | \$490 | — | \$925 | Incl. | \$1,125 | — | — | Incl. | Incl. | — | — |
| 66 | SANOS 7240 (FS) 72" x 40" x 24" | ↓↓ | \$10,560 | \$490 | — | \$925 | Incl. | \$1,125 | — | — | Incl. | Incl. | — | — |
| BEONE™ | | | | | | | | | | | | | | |
| 68 | BEONE 4639 (FS) 46" x 39" x 30" | ↓ | \$9,360 | — | — | \$925 | Incl. | — | — | — | Incl. | Incl. | \$490 | \$850 |

Note: Geysair® technology is included in all BainUltra ThermoMasseurs®.

† When tiling flange is added, the AromaCloud® will automatically be installed on the opposite side of the flange.

†† Optional deck color Black, Crystal Rock, and Copper.

** Integrated tile flange & skirt.

‡ The BU-Touch Application is available with the purchase of a ThermoMasseur bath with Mia® or MiaPlus® Control.

♦ When purchasing an AromaFlow on Amma and Elegancia models, the Grab Bars can not be installed.

†† All contours are available at the same price.

* Available with or without integrated tile flange.

‡ The MiaPlus® Control is included when purchasing this option.

THERMOMASSEUR® (TMU) – SUMMARY PRICE LIST

BY COLLECTION

| | | | THERAPIES (+) | | | | | | | CONTROLS (+) | | | OPTIONS (+) | |
|------------|---|----|--------------------|--------------------|--------------------|------------------------|-----------------|---------------------------------|-----------------|--------------|----------|----------------------------|----------------------|---------------------------|
| Page | | | Thermo-Masseur TMU | Aroma-Cloud® | Aroma-Flow | Illuzio Chroma-therapy | Heated Backrest | 2 nd Heated Backrest | Heated Headrest | Mia® | MiaPlus® | BU-Touch App ^{††} | Colors | Ultra-Velour matte finish |
| CHARISM® | | | | | | | | | | | | | | |
| 70 | CHARISM 5736 (FS) 57" x 36" x 23" | ↓ | \$9,655 | — | \$950 | \$925 | Incl. | — | — | — | Incl. | Incl. | \$250 ^{†††} | \$850 |
| 72 | CHARISM 6434 (FS) 64" x 34" x 24" | ↓↓ | \$11,000 | — | \$950 | \$925 | Incl. | \$1,125 | — | — | Incl. | Incl. | \$250 ^{†††} | \$850 |
| 74 | CHARISM OVAL 6436 (FS) 64" x 36" x 24" | ↓↓ | \$11,000 | — | \$950 | \$925 | Incl. | \$1,125 | — | — | Incl. | Incl. | \$250 ^{†††} | \$850 |
| CITTI® | | | | | | | | | | | | | | |
| 156 | CITTI 17** 60" x 32" x 17" | ↓ | \$3,700 | \$490 [†] | \$950 | \$925 [‡] | Incl. | — | — | Incl. | \$285 | \$430 | — | \$650 |
| 158 | CITTI 6032 WITH INSERT** 60" x 32" x 20" | ↓ | \$4,935 | \$490 | \$950 | \$925 [‡] | Incl. | — | — | Incl. | \$285 | \$430 | — | \$650 |
| 160 | CITTI 6032 WITHOUT INSERT** 60" x 32" x 20" | ↓ | \$4,670 | \$490 | \$950 | \$925 [‡] | Incl. | — | — | Incl. | \$285 | \$430 | — | \$650 |
| 162 | CITTI 6032 TRIO WITH INSERT (Integrated tile flange) 60" x 32" x 20" | ↓ | \$4,920 | \$490 | \$950 | \$925 [‡] | Incl. | — | — | Incl. | \$285 | \$430 | — | \$650 |
| 164 | CITTI 6032 TRIO WITHOUT INSERT (Integrated tile flange) 60" x 32" x 20" | ↓ | \$4,665 | \$490 | \$950 | \$925 [‡] | Incl. | — | — | Incl. | \$285 | \$430 | — | \$650 |
| ELEGANCIA® | | | | | | | | | | | | | | |
| 166 | ELEGANCIA 6636 ^{††} 66" x 36" x 21" | ↓↓ | \$6,330 | \$490 [†] | \$950 [°] | \$925 | Incl. | \$1,125 | — | — | Incl. | \$430 | — | — |
| 168 | ELEGANCIA 6642 ^{††} 66" x 42" x 21" | ↓↓ | \$6,455 | \$490 [†] | \$950 [°] | \$925 | Incl. | \$1,125 | — | — | Incl. | \$430 | — | — |
| 170 | ELEGANCIA 7236 ^{††} 72" x 36" x 21" | ↓↓ | \$6,500 | \$490 [†] | \$950 [°] | \$925 | Incl. | \$1,125 | — | — | Incl. | \$430 | — | — |
| 172 | ELEGANCIA 7242 ^{††} 72" x 42" x 21" | ↓↓ | \$6,585 | \$490 [†] | \$950 [°] | \$925 | Incl. | \$1,125 | — | — | Incl. | \$430 | — | — |
| ESSENCIA® | | | | | | | | | | | | | | |
| 76 | ESSENCIA 6838 (FS) 68" x 38" x 26" | ↓ | \$11,035 | \$490 | \$950 | \$925 | Incl. | — | Incl. | — | Incl. | Incl. | \$475 | \$850 |
| 78 | ESSENCIA DESIGN (FS) 72" x 36" x 24" | ↓ | \$10,535 | — | \$950 | \$925 | Incl. | — | — | — | Incl. | Incl. | \$475 | \$850 |
| 80 | ESSENCIA OVAL 7236 (FS) 72" x 36" x 27" | ↓ | \$10,995 | \$490 | \$950 | \$925 | Incl. | — | Incl. | — | Incl. | Incl. | — | — |
| 174 | ESSENCIA OVAL 7236 72" x 36" x 25" | ↓ | \$6,425 | \$490 | \$950 | \$925 | Incl. | — | Incl. | — | Incl. | \$430 | — | \$850 |
| ESTHESIA® | | | | | | | | | | | | | | |
| 82 | ESTHESIA 6436 (FS) 64" x 36" x 25" | ↓↓ | \$9,510 | \$490 | \$950 | \$925 | Incl. | \$1,125 | — | — | Incl. | \$430 | \$835 | \$1,025 |
| 176 | ESTHESIA 6638 66" x 38" x 21" | ↓↓ | \$5,875 | \$490 | \$950 | \$925 | Incl. | \$1,125 | — | — | Incl. | \$430 | — | \$650 |
| | | | | | | | | | | | | | | |

Note: Geysair® technology is included in all BainUltra ThermoMasseurs®.

† When tiling flange is added, the AromaCloud® will automatically be installed on the opposite side of the flange.

†† All contours are available at the same price.

††† Optional deck color Black, Crystal Rock, and Copper.

Slim deck available at same price.

* Available with or without integrated tile flange.

** Integrated tile flange & skirt.

‡ The MiaPlus® Control is included when purchasing this option.

‡‡ The BU-Touch Application is available with the purchase of a ThermoMasseur bath with Mia® or MiaPlus® Control.

◇ When purchasing an AromaFlow on Amma and Elegancia models, the Grab Bars can not be installed.

THERMOMASSEUR® (TMU) – SUMMARY PRICE LIST

BY COLLECTION

Page

| | | | THERAPIES (+) | | | | | | | CONTROLS (+) | | | OPTIONS (+) | |
|-------------------------------|--|----|--------------------|--------------------|------------|------------------------|-----------------|---------------------------------|-----------------|--------------|----------|----------------------------|-------------|---------------------------|
| Page | | | Thermo-Masseur TMU | Aroma-Cloud® | Aroma-Flow | Illuzio Chroma-therapy | Heated Backrest | 2 nd Heated Backrest | Heated Headrest | Mia® | MiaPlus® | BU-Touch App ⁺⁺ | Colors | Ultra-Velour matte finish |
| EVANESCENCE® | | | | | | | | | | | | | | |
| 84 | EVANESCENCE 5936 (FS) 59" x 36" x 28" | ↓ | \$9,325 | — | \$950 | \$925 | Incl. | — | Incl. | — | Incl. | Incl. | \$475 | \$850 |
| 86 | EVANESCENCE 6634 (FS) 66" x 34" x 28" | ↓↓ | \$10,420 | — | \$950 | \$925 | Incl. | \$1,125 | Incl. | — | Incl. | Incl. | \$475 | \$850 |
| 88 | EVANESCENCE OVAL 6636 (FS) 66" x 36" x 28" | ↓↓ | \$10,420 | — | \$950 | \$925 | Incl. | \$1,125 | Incl. | — | Incl. | Incl. | \$475 | \$850 |
| 90 | EVANESCENCE OVAL 7440 (FS) 74" x 40" x 28" | ↓↓ | \$10,685 | — | \$950 | \$925 | Incl. | \$1,125 | Incl. | — | Incl. | Incl. | \$475 | \$850 |
| INUA® (Slim or standard deck) | | | | | | | | | | | | | | |
| 178 | INUA 6036# 60" x 36" x 23" | ↓ | \$7,930 | \$490 | \$950 | \$925 | Incl. | — | — | — | Incl. | \$430 | — | \$650 |
| 180 | INUA 6636# 66" x 36" x 23" | ↓ | \$7,975 | \$490 | \$950 | \$925 | Incl. | — | — | — | Incl. | \$430 | — | \$650 |
| 182 | INUA 7240# 72" x 40" x 23" | ↓↓ | \$8,500 | \$490 | \$950 | \$925 | Incl. | \$1,125 | — | — | Incl. | \$430 | — | \$650 |
| LIBRA | | | | | | | | | | | | | | |
| 92 | LIBRA 6632 (FS) 66" x 32" x 23" | ↓↓ | \$8,850 | — | \$950 | \$925 | Incl. | \$1,125 | — | — | Incl. | Incl. | \$475 | \$850 |
| 94 | LIBRA AURORA 6634 (FS) 66" x 34" x 24" | ↓↓ | \$9,330 | — | \$950 | \$925 | Incl. | \$1,125 | — | — | Incl. | Incl. | \$475 | \$850 |
| 96 | LIBRA OVAL 6635 (FS) 66" x 35" x 27" | ↓↓ | \$9,750 | — | \$950 | \$925 | Incl. | \$1,125 | — | — | Incl. | Incl. | \$475 | \$1,025 |
| 98 | LIBRA STELLA 7038 (FS) 70" x 38" x 25" NEW | ↓↓ | \$9,910 | — | \$950 | \$925 | Incl. | \$1,125 | — | — | Incl. | Incl. | \$475 | \$1,025 |
| MERIDIAN® | | | | | | | | | | | | | | |
| 184 | ELLIPSE 6636 Flat or rolled deck 66" x 36" x 21" | ↓↓ | \$6,080 | \$490 | \$950 | \$925 | Incl. | \$1,125 | — | — | Incl. | \$430 | — | — |
| 186 | ELLIPSE 7240 Flat or rolled deck 72" x 40" x 21" | ↓↓ | \$6,420 | \$490 | \$950 | \$925 | Incl. | \$1,125 | — | — | Incl. | \$430 | — | — |
| 188 | MERIDIAN UNO** 60" x 31" x 21" | ↓ | \$4,265 | \$490 [†] | \$950 | \$925 [‡] | Incl. | — | — | Incl. | \$285 | \$430 | — | — |
| 190 | MERIDIAN DUO** 60" x 31" x 21" | ↓ | \$4,265 | \$490 [†] | \$950 | \$925 [‡] | Incl. | — | — | Incl. | \$285 | \$430 | — | — |
| 192 | MERIDIAN 6030* 60" x 30" x 21" | ↓ | \$4,265 | \$490 [†] | \$950 | \$925 | Incl. | — | — | — | Incl. | \$430 | — | — |
| 194 | MERIDIAN 6032* 60" x 32" x 21" | ↓ | \$4,885 | \$490 [†] | \$950 | \$925 | Incl. | — | — | — | Incl. | \$430 | — | — |
| 196 | MERIDIAN 50 60" x 36" x 20" | ↓ | \$5,045 | \$490 [†] | \$950 | \$925 | Incl. | — | — | — | Incl. | \$430 | — | — |
| 198 | MERIDIAN 6042 60" x 42" x 21" | ↓ | \$5,440 | \$490 [†] | \$950 | \$925 | Incl. | — | — | — | Incl. | \$430 | — | — |
| 200 | MERIDIAN 55 66" x 36" x 20" | ↓↓ | \$5,490 | \$490 [†] | \$950 | \$925 | Incl. | \$1,125 | — | — | Incl. | \$430 | — | — |
| 202 | MERIDIAN 60 72" x 36" x 21" | ↓↓ | \$5,600 | \$490 [†] | \$950 | \$925 | Incl. | \$1,125 | — | — | Incl. | \$430 | — | — |
| 204 | PRO-MERIDIAN 55 66" x 34" x 20" | ↓ | \$5,405 | \$490 [†] | \$950 | \$925 | Incl. | — | — | — | Incl. | \$430 | — | — |
| 206 | PRO-MERIDIAN 60 72" x 36" x 20" | ↓ | \$5,770 | \$490 [†] | \$950 | \$925 | Incl. | — | — | — | Incl. | \$430 | — | — |
| | | | | | | | | | | | | | | |

Note: Geysair® technology is included in all BainUltra ThermoMasseurs®.

† When tiling flange is added, the AromaCloud® will automatically be installed on the opposite side of the flange.

†† Optional deck color Black, Crystal Rock, and Copper.

** Integrated tile flange & skirt.

‡ The BU-Touch Application is available with the purchase of a ThermoMasseur bath with Mia® or MiaPlus® Control.

◊ When purchasing an AromaFlow on Amma and Elegancia models, the Grab Bars can not be installed.

†† All contours are available at the same price.

* Available with or without integrated tile flange.

‡ The MiaPlus® Control is included when purchasing this option.

THERMOMASSEUR® (TMU) – SUMMARY PRICE LIST

BY COLLECTION

| | | | THERAPIES (+) | | | | | | CONTROLS (+) | | | OPTIONS (+) | |
|---------|---|--------------------------------|---------------|------------|------------------------|-----------------|---------------------------------|-----------------|--------------|----------|----------------------------|-------------|---------------------------|
| Page | | Thermo-Masseur TMU | Aroma-Cloud® | Aroma-Flow | Illuzio Chroma-therapy | Heated Backrest | 2 nd Heated Backrest | Heated Headrest | Mia® | MiaPlus® | BU-Touch App ^{†‡} | Colors | Ultra-Velour matte finish |
| MONARCH | | | | | | | | | | | | | |
| 208 | MONARCH 6032 Standard or Grand Luxury 60" x 32" x 20" | ↓ S \$5,805 GL \$9,440 | — | \$950 | \$925 | Incl. | — | — | — | Incl. | \$430 | — | \$650 |
| 210 | MONARCH 6036 Standard or Grand Luxury 60" x 36" x 20" | ↓ S \$5,990 GL \$9,715 | — | \$950 | \$925 | Incl. | — | — | — | Incl. | \$430 | — | \$650 |
| 212 | MONARCH 6636 Standard or Grand Luxury 66" x 36" x 20" | ↓↓ S \$6,050 GL \$10,140 | — | \$950 | \$925 | Incl. | \$1,125 | — | — | Incl. | \$430 | — | \$650 |
| 214 | MONARCH 6638F Standard or Grand Luxury 66" x 38" x 20" | ↓↓ S \$6,100 GL \$10,255 | — | \$950 | \$925 | Incl. | \$1,125 | — | — | Incl. | \$430 | — | \$650 |
| 216 | MONARCH 7236 Standard or Grand Luxury 72" x 36" x 21" | ↓↓ S \$6,285 GL \$10,600 | — | \$950 | \$925 | Incl. | \$1,125 | — | — | Incl. | \$430 | — | \$650 |
| 218 | MONARCH 7238F Standard or Grand Luxury 72" x 38" x 21" | ↓↓ S \$6,340 GL \$10,705 | — | \$950 | \$925 | Incl. | \$1,125 | — | — | Incl. | \$430 | — | \$650 |
| 220 | MONARCH 7240 Standard or Grand Luxury 72" x 40" x 21" | ↓↓ S \$6,470 GL \$10,955 | — | \$950 | \$925 | Incl. | \$1,125 | — | — | Incl. | \$430 | — | \$650 |
| NOKORI® | | | | | | | | | | | | | |
| 100 | NOKORI 6331 (FS) 63" x 31" x 24" | ↓ \$10,160 | — | \$950 | \$925 | Incl. | — | — | — | Incl. | \$430 | — | \$850 |
| 102 | NOKORI 6429 (FS) 64" x 29" x 23" | ↓ \$9,790 | — | \$950 | \$925 | Incl. | — | — | — | Incl. | \$430 | — | \$850 |
| 104 | NOKORI OVAL 6737 (FS) 67" x 37" x 24" | ↓↓ \$10,380 | — | \$950 | \$925 | Incl. | \$1,125 | — | — | Incl. | \$430 | \$475 | \$850 |
| 106 | NOKORI 6935 (FS) 69" x 35" x 24" | ↓↓ \$10,620 | — | \$950 | \$925 | Incl. | \$1,125 | — | — | Incl. | \$430 | — | \$850 |
| 108 | NOKORI 7131 (FS) 71" x 31" x 24" | ↓↓ \$10,485 | — | \$950 | \$925 | Incl. | \$1,125 | — | — | Incl. | \$430 | — | \$850 |
| OPALIA® | | | | | | | | | | | | | |
| 110 | OPALIA 6839 CENTERED ELLIPSE (FS) 68" x 39" x 25" | ↓↓ \$8,815 | \$490 | \$950 | \$925 | Incl. | \$1,125 | — | — | Incl. | \$430 | \$475 | \$850 |
| 112 | OPALIA 6839 OFF-CENTERED ELLIPSE - LEFT (FS) 68" x 39" x 25" | ↓↓ \$8,815 | \$490 | \$950 | \$925 | Incl. | \$1,125 | — | — | Incl. | \$430 | \$475 | \$850 |
| 114 | OPALIA 6839 OFF-CENTERED ELLIPSE - RIGHT (FS) 68" x 39" x 25" | ↓↓ \$8,815 | \$490 | \$950 | \$925 | Incl. | \$1,125 | — | — | Incl. | \$430 | \$475 | \$850 |
| 116 | OPALIA 6839 OBLIQUE ELLIPSE - LEFT (FS) 68" x 39" x 25" | ↓↓ \$8,815 | \$490 | \$950 | \$925 | Incl. | \$1,125 | — | — | Incl. | \$430 | \$475 | \$850 |
| 118 | OPALIA 6839 OBLIQUE ELLIPSE - RIGHT (FS) 68" x 39" x 25" | ↓↓ \$8,815 | \$490 | \$950 | \$925 | Incl. | \$1,125 | — | — | Incl. | \$430 | \$475 | \$850 |
| | | | | | | | | | | | | | |

Note: Geysair® technology is included in all BainUltra ThermoMasseurs®.

† When tiling flange is added, the AromaCloud® will automatically be installed on the opposite side of the flange.

††† Optional deck color Black, Crystal Rock, and Copper.

** Integrated tile flange & skirt.

‡ The BU-Touch Application is available with the purchase of a ThermoMasseur bath with Mia® or MiaPlus® Control.

◇ When purchasing an AromaFlow on Amma and Elegancia models, the Grab Bars can not be installed.

†† All contours are available at the same price.

* Available with or without integrated tile flange.

‡ The MiaPlus® Control is included when purchasing this option.

BY COLLECTION

| | | | THERAPIES (+) | | | | | | CONTROLS (+) | | | OPTIONS (+) | | |
|----------|---|--------------------|---------------|------------|------------------------|-----------------|---------------------------------|-----------------|--------------|----------|----------------------------|-------------|---------------------------|-------|
| Page | | Thermo-Masseur TMU | Aroma-Cloud® | Aroma-Flow | Illuzio Chroma-therapy | Heated Backrest | 2 nd Heated Backrest | Heated Headrest | Mia® | MiaPlus® | BU-Touch App ^{††} | Colors | Ultra-Velour matte finish | |
| ORIGAMI® | | | | | | | | | | | | | | |
| 222 | ORIGAMI 6030 (2" deck height only) Original Series 60" x 30" x 21" | ▼ | \$5,725 | \$490† | \$950 | \$925 | Incl. | — | — | — | Incl. | \$430 | — | \$650 |
| 224 | ORIGAMI 6032 [#] Original Series 60" x 32" x 21" | ▼ | \$5,820 | \$490† | \$950 | \$925 | Incl. | — | — | — | Incl. | \$430 | — | \$650 |
| 226 | ORIGAMI 6632 [#] Original Series 66" x 32" x 21" | ▼ | \$6,180 | \$490† | \$950 | \$925 | Incl. | — | — | — | Incl. | \$430 | — | \$650 |
| 228 | ORIGAMI 6636 [#] Original Series 66" x 36" x 22" | ▼ | \$6,425 | \$490† | \$950 | \$925 | Incl. | — | — | — | Incl. | \$430 | — | \$650 |
| 230 | ORIGAMI 7236 [#] Original Series 72" x 36" x 22" | ▼▼ | \$6,700 | \$490† | \$950 | \$925 | Incl. | \$1,125 | — | — | Incl. | \$430 | — | \$650 |
| 232 | ORIGAMI 7242 [#] Original Series 72" x 42" x 22" | ▼▼ | \$7,105 | \$490† | \$950 | \$925 | Incl. | \$1,125 | — | — | Incl. | \$430 | — | \$650 |
| SCALA | | | | | | | | | | | | | | |
| 120 | SCALA 6638 (FS) 66" x 38" x 25" | ▼▼ | \$10,875 | — | \$950 | \$925 | Incl. | \$1,125 | Incl. | — | Incl. | Incl. | — | \$850 |
| 122 | SCALA 7242 (FS) 72" x 42" x 25" | ▼▼ | \$11,750 | — | \$950 | \$925 | Incl. | \$1,125 | Incl. | — | Incl. | Incl. | — | \$850 |
| THALASSA | | | | | | | | | | | | | | |
| 234 | SENSATION 54" x 54" x 20" | ▼▼ | \$5,100 | \$490 | \$950 | \$925‡ | Incl. | \$1,125 | Incl. | Incl. | \$285 | \$430 | — | — |
| VIBE® | | | | | | | | | | | | | | |
| 124 | VIBE 5828 (FS) 58" x 28" x 21" | ▼ | \$8,655 | — | \$950 | \$925 | Incl. | — | — | — | Incl. | \$430 | \$475 | \$850 |
| 126 | VIBE BACK TO WALL 5828 (FS) 58" x 28" x 21" | ▼ | \$9,155 | — | \$950 | \$925 | Incl. | — | — | — | Incl. | \$430 | \$475 | \$850 |
| 128 | VIBE OVAL 5830 (FS) 58" x 30" x 21" | ▼ | \$8,655 | — | \$950 | \$925 | Incl. | — | — | — | Incl. | \$430 | \$475 | \$850 |
| 236 | VIBE 6030 (Integrated tile flange) 60" x 30" x 19" | ▼ | \$4,895 | — | \$950 | \$925 | Incl. | — | — | — | Incl. | \$430 | — | \$650 |
| 130 | VIBE DESIGN 6033 (FS) 60" x 33" x 21" | ▼ | \$8,655 | — | \$950 | \$925 | Incl. | — | — | — | Incl. | \$430 | \$475 | \$850 |
| | | | | | | | | | | | | | | |

Note: Geysair® technology is included in all BainUltra ThermoMasseurs®.

† When tiling flange is added, the AromaCloud® will automatically be installed on the opposite side of the flange.

††† Optional deck color Black, Crystal Rock, and Copper.

** Integrated tile flange & skirt.

‡‡ The BU-Touch Application is available with the purchase of a ThermoMasseur bath with Mia® or MiaPlus® Control.

◇ When purchasing an AromaFlow on Amma and Elegancia models, the Grab Bars can not be installed.

†† All contours are available at the same price.

* Available with or without integrated tile flange.

‡ The MiaPlus® Control is included when purchasing this option.

TUB – SUMMARY PRICE LIST

BY COLLECTION

| | | THERAPIES (+) | | | | | | CONTROL (+) | OPTIONS (+) | | |
|-------------------------------|--|---------------|--------------|-----------|------------------------|---------------------|---------------------|-------------|-------------|--------------------------|-------|
| Page | | TUB | Aroma-Cloud® | AromaFlow | Illuzio Chroma-therapy | Warm TouchShell WTS | 2 nd WTS | DOT control | Colors | UltraVelour matte finish | |
| AMMA® | | | | | | | | | | | |
| 136 | AMMA 6030 60" x 30" x 21" | ▼ | \$4,055 | \$490† | \$950° | \$925 | \$1,125 | — | Incl. | — | — |
| 138 | AMMA 6032 60" x 32" x 21" | ▼ | \$4,055 | \$490† | \$950° | \$925 | \$1,125 | — | Incl. | — | — |
| 140 | AMMA 6036 60" x 36" x 21" | ▼ | \$4,685 | \$490† | \$950° | \$925 | \$1,125 | — | Incl. | — | — |
| 142 | AMMA 6636 66" x 36" x 21" | ▼ | \$4,790 | \$490† | \$950° | \$925 | \$1,125 | — | Incl. | — | — |
| 144 | AMMA OVAL 6638 66" x 38" x 21" | ▼ | \$4,930 | \$490 | \$950° | \$925 | \$1,125 | — | Incl. | — | — |
| 146 | AMMA 7236 72" x 36" x 21" | ▼▼ | \$4,930 | \$490† | \$950° | \$925 | \$1,125 | \$370 | Incl. | — | — |
| 148 | AMMA 7242 72" x 42" x 22" | ▼▼ | \$5,060 | \$490† | \$950° | \$925 | \$1,125 | \$370 | Incl. | — | — |
| 150 | AMMA OVAL 7242 Raised or flat deck 72" x 42" x 22" | ▼▼ | \$5,060 | \$490 | \$950° | \$925 | \$1,125 | \$370 | Incl. | — | — |
| 52 | AMMA OVAL 7242 (FS) Narrow base, raised or flat deck 72" x 42" x 24" | ▼▼ | \$8,780 | \$490 | \$950° | \$925 | \$1,125 | \$370 | Incl. | — | — |
| 54 | AMMA OVAL 7242 (FS) Raised or flat deck 72" x 42" x 28" | ▼▼ | \$9,725 | \$490 | \$950° | \$925 | \$1,125 | \$370 | Incl. | — | — |
| BAIN DE VILLE | | | | | | | | | | | |
| 152 | BAIN DE VILLE 6030** 60" x 30" x 17" | ▼ | \$1,930 | \$490† | \$950 | \$925 | \$1,125 | — | Incl. | — | \$650 |
| 154 | BAIN DE VILLE 6632** 66" x 32" x 20" | ▼ | \$2,760 | \$490† | \$950 | \$925 | \$1,125 | — | Incl. | — | \$650 |
| BALNEO® (Flat or rolled deck) | | | | | | | | | | | |
| 56 | CELLA 6636 (FS) 66" x 36" x 27" | ▼▼ | \$7,260 | \$490 | — | \$925 | \$1,125 | \$370 | Incl. | — | — |
| 58 | CELLA 7240 (FS) 72" x 40" x 27" | ▼▼ | \$8,485 | \$490 | — | \$925 | \$1,125 | \$370 | Incl. | — | — |
| 60 | NAOS 6636 (FS) 66" x 36" x 25" | ▼▼ | \$8,195 | \$490 | — | \$925 | \$1,125 | \$370 | Incl. | — | — |
| 62 | NAOS 7240 (FS) 72" x 40" x 25" | ▼▼ | \$9,040 | \$490 | — | \$925 | \$1,125 | \$370 | Incl. | — | — |
| 64 | SANOS 6636 (FS) 66" x 36" x 24" | ▼▼ | \$7,230 | \$490 | — | \$925 | \$1,125 | \$370 | Incl. | — | — |
| 66 | SANOS 7240 (FS) 72" x 40" x 24" | ▼▼ | \$7,925 | \$490 | — | \$925 | \$1,125 | \$370 | Incl. | — | — |
| BEONE™ | | | | | | | | | | | |
| 68 | BEONE 4639 (FS) 46" x 39" x 30" | ▼ | \$7,280 | — | — | \$925 | \$1,125 | — | Incl. | \$475 | \$850 |
| CHARISM® | | | | | | | | | | | |
| 70 | CHARISM 5736 (FS) 57" x 36" x 23" | ▼ | \$7,050 | — | \$950 | \$925 | \$1,125 | — | Incl. | \$250†† | \$850 |
| 72 | CHARISM 6434 (FS) 64" x 34" x 24" | ▼▼ | \$8,525 | — | \$950 | \$925 | \$1,125 | \$370 | Incl. | \$250†† | \$850 |
| 74 | CHARISM OVAL 6436 (FS) 64" x 36" x 24" | ▼▼ | \$8,525 | — | \$950 | \$925 | \$1,125 | \$370 | Incl. | \$250†† | \$850 |

Note: Geysair® technology is included in all BainUltra ThermoMasseurs®.

† When tiling flange is added, the AromaCloud® will automatically be installed on the opposite side of the flange.

††† Optional deck color Black, Crystal Rock, and Copper.

** Integrated tile flange & skirt.

◊ When purchasing an AromaFlow on Amma and Elegancia models, the Grab Bars can not be installed.

†† All contours are available at the same price.

* Available with or without integrated tile flange.

‡ The MiaPlus® Control is included when purchasing this option.

BY COLLECTION

| | | | THERAPIES (+) | | | | | CONTROL (+) | | | OPTIONS (+) | |
|--------------|---|----|---------------|--------------|-----------|------------------------|---------------------|---------------------|-------------|--------|--------------------------|--|
| Page | | | TUB | Aroma-Cloud® | AromaFlow | Illuzio Chroma-therapy | Warm TouchShell WTS | 2 nd WTS | DOT control | Colors | UltraVelour matte finish | |
| CITTI® | | | | | | | | | | | | |
| 156 | CITTI 17** 60" x 32" x 17" | ▼ | \$2,015 | \$490† | \$950 | \$925 | \$1,125 | — | Incl. | — | \$650 | |
| 158 | CITTI 6032 WITH INSERT** 60" x 32" x 20" | ▼ | \$2,590 | \$490 | \$950 | \$925 | \$1,125 | — | Incl. | — | \$650 | |
| 160 | CITTI 6032 WITHOUT INSERT** 60" x 32" x 20" | ▼ | \$2,315 | \$490 | \$950 | \$925 | \$1,125 | — | Incl. | — | \$650 | |
| 162 | CITTI 6032 TRIO WITH INSERT (Integrated tile flange) 60" x 32" x 20" | ▼ | \$2,560 | \$490 | \$950 | \$925 | \$1,125 | — | Incl. | — | \$650 | |
| 164 | CITTI 6032 TRIO WITHOUT INSERT (Integrated tile flange) 60" x 32" x 20" | ▼ | \$2,315 | \$490 | \$950 | \$925 | \$1,125 | — | Incl. | — | \$650 | |
| ELEGANCIA® | | | | | | | | | | | | |
| 166 | ELEGANCIA 6636†† 66" x 36" x 21" | ▼▼ | \$3,135 | \$490† | \$950° | \$925 | \$1,125 | \$370 | Incl. | — | — | |
| 168 | ELEGANCIA 6642†† 66" x 42" x 21" | ▼▼ | \$3,205 | \$490† | \$950° | \$925 | \$1,125 | \$370 | Incl. | — | — | |
| 170 | ELEGANCIA 7236†† 72" x 36" x 21" | ▼▼ | \$3,270 | \$490† | \$950° | \$925 | \$1,125 | \$370 | Incl. | — | — | |
| 172 | ELEGANCIA 7242†† 72" x 42" x 21" | ▼▼ | \$3,420 | \$490† | \$950° | \$925 | \$1,125 | \$370 | Incl. | — | — | |
| ESSENCIA® | | | | | | | | | | | | |
| 76 | ESSENCIA 6838 (FS) 68" x 38" x 26" | ▼ | \$7,985 | \$490 | \$950 | \$925 | \$1,125 | — | Incl. | \$475 | \$850 | |
| 78 | ESSENCIA DESIGN (FS) 72" x 36" x 24" | ▼ | \$7,660 | — | \$950 | \$925 | \$1,125 | — | Incl. | \$475 | \$850 | |
| 80 | ESSENCIA OVAL 7236 (FS) 72" x 36" x 27" | ▼ | \$7,960 | \$490 | \$950 | \$925 | \$1,125 | — | Incl. | — | — | |
| 174 | ESSENCIA OVAL 7236 72" x 36" x 25" | ▼ | \$4,525 | \$490 | \$950 | \$925 | \$1,125 | — | Incl. | — | \$850 | |
| ESTHESIA® | | | | | | | | | | | | |
| 82 | ESTHESIA 6436 (FS) 64" x 36" x 25" | ▼▼ | \$6,900 | \$490 | \$950 | \$925 | \$1,125 | \$370 | Incl. | \$835 | \$1,025 | |
| 176 | ESTHESIA 6638 66" x 38" x 21" | ▼▼ | \$2,975 | \$490 | \$950 | \$925 | \$1,125 | \$370 | Incl. | — | \$650 | |
| EVANESCENCE® | | | | | | | | | | | | |
| 84 | EVANESCENCE 5936 (FS) 59" x 36" x 28" | ▼ | \$6,735 | — | \$950 | \$925 | \$1,125 | — | Incl. | \$475 | \$850 | |
| 86 | EVANESCENCE 6634 (FS) 66" x 34" x 28" | ▼▼ | \$7,800 | — | \$950 | \$925 | \$1,125 | \$370 | Incl. | \$475 | \$850 | |
| 88 | EVANESCENCE OVAL 6636 (FS) 66" x 36" x 28" | ▼▼ | \$7,800 | — | \$950 | \$925 | \$1,125 | \$370 | Incl. | \$475 | \$850 | |
| 90 | EVANESCENCE OVAL 7440 (FS) 74" x 40" x 28" | ▼▼ | \$8,205 | — | \$950 | \$925 | \$1,125 | \$370 | Incl. | \$475 | \$850 | |

Note: Geysair® technology is included in all BainUltra ThermoMasseurs®.

† When tiling flange is added, the AromaCloud® will automatically be installed on the opposite side of the flange.

†† All contours are available at the same price.

††† Optional deck color Black, Crystal Rock, and Copper.

Slim deck available at same price.

* Available with or without integrated tile flange.

** Integrated tile flange & skirt.

‡ The MiaPlus® Control is included when purchasing this option.

◇ When purchasing an AromaFlow on Amma and Elegancia models, the Grab Bars can not be installed.

TUB – SUMMARY PRICE LIST

BY COLLECTION

| | | | THERAPIES (+) | | | | | CONTROL (+) | OPTIONS (+) | |
|-------------------------------|--|-----|---------------|-----------|------------------------|---------------------|---------------------|-------------|-------------|--------------------------|
| Page | | TUB | Aroma-Cloud® | AromaFlow | Illuzio Chroma-therapy | Warm TouchShell WTS | 2 nd WTS | DOT control | Colors | UltraVelour matte finish |
| INUA® (Slim or standard deck) | | | | | | | | | | |
| 178 | INUA 6036# 60" x 36" x 23" | ↓ | \$4,930 | \$490 | \$950 | \$925 | \$1,125 | — | Incl. | — \$650 |
| 180 | INUA 6636# 66" x 36" x 23" | ↓ | \$4,955 | \$490 | \$950 | \$925 | \$1,125 | — | Incl. | — \$650 |
| 182 | INUA 7240# 72" x 40" x 23" | ↓↓ | \$5,470 | \$490 | \$950 | \$925 | \$1,125 | \$370 | Incl. | — \$650 |
| LIBRA | | | | | | | | | | |
| 92 | LIBRA 6632 (FS) 66" x 32" x 23" | ↓↓ | \$6,500 | — | \$950 | \$925 | \$1,125 | \$370 | Incl. | \$475 \$850 |
| 94 | LIBRA AURORA 6634 (FS) 66" x 34" x 24" new | ↓↓ | \$6,980 | — | \$950 | \$925 | \$1,125 | \$370 | Incl. | \$475 \$850 |
| 96 | LIBRA OVAL 6635 (FS) 66" x 35" x 27" | ↓↓ | \$7,340 | — | \$950 | \$925 | \$1,125 | \$370 | Incl. | \$475 \$1,025 |
| 98 | LIBRA STELLA 7038 (FS) 70" x 38" x 25" NEW | ↓↓ | \$7,440 | — | \$950 | \$925 | \$1,125 | \$370 | Incl. | \$475 \$1,025 |
| MERIDIAN® | | | | | | | | | | |
| 184 | ELLIPSE 6636 Flat or rolled deck 66" x 36" x 21" | ↓↓ | \$2,690 | \$490 | \$950 | \$925 | \$1,125 | \$370 | Incl. | — — |
| 186 | ELLIPSE 7240 Flat or rolled deck 72" x 40" x 21" | ↓↓ | \$2,970 | \$490 | \$950 | \$925 | \$1,125 | \$370 | Incl. | — — |
| 188 | MERIDIAN UNO** 60" x 31" x 21" | ↓ | \$2,260 | \$490† | \$950 | \$925 | \$1,125 | — | Incl. | — — |
| 190 | MERIDIAN DUO** 60" x 31" x 21" | ↓ | \$2,260 | \$490† | \$950 | \$925 | \$1,125 | — | Incl. | — — |
| 192 | MERIDIAN 6030* 60" x 30" x 21" | ↓ | \$1,875 | \$490† | \$950 | \$925 | \$1,125 | — | Incl. | — — |
| 194 | MERIDIAN 6032* 60" x 32" x 21" | ↓ | \$1,900 | \$490† | \$950 | \$925 | \$1,125 | — | Incl. | — — |
| 196 | MERIDIAN 50 60" x 36" x 20" | ↓ | \$2,190 | \$490† | \$950 | \$925 | \$1,125 | — | Incl. | — — |
| 198 | MERIDIAN 6042 60" x 42" x 21" | ↓ | \$2,680 | \$490† | \$950 | \$925 | \$1,125 | — | Incl. | — — |
| 200 | MERIDIAN 55 66" x 36" x 20" | ↓↓ | \$2,775 | \$490† | \$950 | \$925 | \$1,125 | \$370 | Incl. | — — |
| 202 | MERIDIAN 60 72" x 36" x 21" | ↓↓ | \$2,990 | \$490† | \$950 | \$925 | \$1,125 | \$370 | Incl. | — — |
| 204 | PRO-MERIDIAN 55 66" x 34" x 20" | ↓ | \$2,780 | \$490† | \$950 | \$925 | \$1,125 | — | Incl. | — — |
| 206 | PRO-MERIDIAN 60 72" x 36" x 20" | ↓ | \$3,000 | \$490† | \$950 | \$925 | \$1,125 | — | Incl. | — — |

Note: Geysair® technology is included in all BainUltra ThermoMasseurs®.

† When tiling flange is added, the AromaCloud® will automatically be installed on the opposite side of the flange.

†† All contours are available at the same price.

††† Optional deck color Black, Crystal Rock, and Copper.

Slim deck available at same price.

* Available with or without integrated tile flange.

** Integrated tile flange & skirt.

‡ The MiaPlus® Control is included when purchasing this option.

◇ When purchasing an AromaFlow on Amma and Elegancia models, the Grab Bars can not be installed.

BY COLLECTION

| Page | | TUB | THERAPIES (+) | | | | | CONTROL (+) | OPTIONS (+) | |
|---------|---|-------------------------------|---------------|-----------|------------------------|---------------------|---------------------|-------------|-------------|--------------------------|
| | | | Aroma-Cloud® | AromaFlow | Illuzio Chroma-therapy | Warm TouchShell WTS | 2 nd WTS | DOT control | Colors | UltraVelour matte finish |
| MONARCH | | | | | | | | | | |
| 208 | MONARCH 6032 Standard or Grand Luxury 60" x 32" x 20" | ↓ S \$3,595 GL \$7,185 | — | \$950 | \$925 | \$1,125 | — | Incl. | — | \$650 |
| 210 | MONARCH 6036 Standard or Grand Luxury 60" x 36" x 20" | ↓ S \$3,740 GL \$7,470 | — | \$950 | \$925 | \$1,125 | — | Incl. | — | \$650 |
| 212 | MONARCH 6636 Standard or Grand Luxury 66" x 36" x 20" | ↓↓ S \$3,840 GL \$7,960 | — | \$950 | \$925 | \$1,125 | \$370 | Incl. | — | \$650 |
| 214 | MONARCH 6638F Standard or Grand Luxury 66" x 38" x 20" | ↓↓ S \$3,940 GL \$7,890 | — | \$950 | \$925 | \$1,125 | \$370 | Incl. | — | \$650 |
| 216 | MONARCH 7236 Standard or Grand Luxury 72" x 36" x 21" | ↓↓ S \$4,100 GL \$8,385 | — | \$950 | \$925 | \$1,125 | \$370 | Incl. | — | \$650 |
| 218 | MONARCH 7238F Standard or Grand Luxury 72" x 38" x 21" | ↓↓ S \$4,165 GL \$8,480 | — | \$950 | \$925 | \$1,125 | \$370 | Incl. | — | \$650 |
| 220 | MONARCH 7240 Standard or Grand Luxury 72" x 40" x 21" | ↓↓ S \$4,230 GL \$8,745 | — | \$950 | \$925 | \$1,125 | \$370 | Incl. | — | \$650 |
| NOKORI® | | | | | | | | | | |
| 100 | NOKORI 6331 (FS) 63" x 31" x 24" | ↓ \$7,840 | — | \$950 | \$925 | \$1,125 | — | Incl. | — | \$850 |
| 102 | NOKORI 6429 (FS) 64" x 29" x 23" | ↓ \$7,445 | — | \$950 | \$925 | \$1,125 | — | Incl. | — | \$850 |
| 104 | NOKORI OVAL 6737 (FS) 67" x 37" x 24" | ↓↓ \$7,445 | — | \$950 | \$925 | \$1,125 | \$370 | Incl. | \$475 | \$850 |
| 106 | NOKORI 6935 (FS) 69" x 35" x 24" | ↓↓ \$8,255 | — | \$950 | \$925 | \$1,125 | \$370 | Incl. | — | \$850 |
| 108 | NOKORI 7131 (FS) 71" x 31" x 24" | ↓↓ \$8,015 | — | \$950 | \$925 | \$1,125 | \$370 | Incl. | — | \$850 |
| OPALIA® | | | | | | | | | | |
| 110 | OPALIA 6839 CENTERED ELLIPSE (FS) 68" x 39" x 25" | ↓↓ \$6,220 | \$490 | \$950 | \$925 | \$1,125 | \$370 | Incl. | \$475 | \$850 |
| 112 | OPALIA 6839 OFF-CENTERED ELLIPSE - LEFT (FS) 68" x 39" x 25" | ↓↓ \$6,220 | \$490 | \$950 | \$925 | \$1,125 | \$370 | Incl. | \$475 | \$850 |
| 114 | OPALIA 6839 OFF-CENTERED ELLIPSE - RIGHT (FS) 68" x 39" x 25" | ↓↓ \$6,220 | \$490 | \$950 | \$925 | \$1,125 | \$370 | Incl. | \$475 | \$850 |
| 116 | OPALIA 6839 OBLIQUE ELLIPSE - LEFT (FS) 68" x 39" x 25" | ↓↓ \$6,220 | \$490 | \$950 | \$925 | \$1,125 | \$370 | Incl. | \$475 | \$850 |
| 118 | OPALIA 6839 OBLIQUE ELLIPSE - RIGHT (FS) 68" x 39" x 25" | ↓↓ \$6,220 | \$490 | \$950 | \$925 | \$1,125 | \$370 | Incl. | \$475 | \$850 |

Note: Geysair® technology is included in all BainUltra ThermoMasseurs®.

† When tiling flange is added, the AromaCloud® will automatically be installed on the opposite side of the flange.

††† Optional deck color Black, Crystal Rock, and Copper.

** Integrated tile flange & skirt.

◇ When purchasing an AromaFlow on Amma and Elegancia models, the Grab Bars can not be installed.

†† All contours are available at the same price.

* Available with or without integrated tile flange.

‡ The MiaPlus® Control is included when purchasing this option.

TUB – SUMMARY PRICE LIST

BY COLLECTION

| | | | THERAPIES (+) | | | | | CONTROL (+) | OPTIONS (+) | |
|----------|---|-----|---------------|-----------|------------------------|---------------------|---------------------|-------------|-------------|--------------------------|
| Page | | TUB | Aroma-Cloud® | AromaFlow | Illuzio Chroma-therapy | Warm TouchShell WTS | 2 nd WTS | DOT control | Colors | UltraVelour matte finish |
| ORIGAMI® | | | | | | | | | | |
| 222 | ORIGAMI 6030 (2" deck height only) Original Series 60" x 30" x 21" | ▼ | \$3,025 | \$490† | \$950 | \$925 | \$1,125 | — | Incl. | — \$650 |
| 224 | ORIGAMI 6032# Original Series 60" x 32" x 21" | ▼ | \$3,090 | \$490† | \$950 | \$925 | \$1,125 | — | Incl. | — \$650 |
| 226 | ORIGAMI 6632# Original Series 66" x 32" x 21" | ▼ | \$3,340 | \$490† | \$950 | \$925 | \$1,125 | — | Incl. | — \$650 |
| 228 | ORIGAMI 6636# Original Series 66" x 36" x 22" | ▼ | \$3,370 | \$490† | \$950 | \$925 | \$1,125 | — | Incl. | — \$650 |
| 230 | ORIGAMI 7236# Original Series 72" x 36" x 22" | ▼▼ | \$3,635 | \$490† | \$950 | \$925 | \$1,125 | \$370 | Incl. | — \$650 |
| 232 | ORIGAMI 7242# Original Series 72" x 42" x 22" | ▼▼ | \$3,890 | \$490† | \$950 | \$925 | \$1,125 | \$370 | Incl. | — \$650 |
| SCALA | | | | | | | | | | |
| 120 | SCALA 6638 (FS) 66" x 38" x 25" | ▼▼ | \$8,750 | — | \$950 | \$925 | \$1,125 | \$370 | Incl. | — \$850 |
| 122 | SCALA 7242 (FS) 72" x 42" x 25" | ▼▼ | \$9,050 | — | \$950 | \$925 | \$1,125 | \$370 | Incl. | — \$850 |
| THALASSA | | | | | | | | | | |
| 234 | SENSATION 54" x 54" x 20" | ▼▼ | \$2,380 | \$490 | \$950 | \$925 | \$1,125 | \$370 | Incl. | — |
| VIBE® | | | | | | | | | | |
| 124 | VIBE 5828 (FS) 58" x 28" x 21" | ▼ | \$6,430 | — | \$950 | \$925 | \$1,125 | — | Incl. | \$475 \$850 |
| 126 | VIBE BACK TO WALL 5828 (FS) 58" x 28" x 21" | ▼ | \$6,705 | — | \$950 | \$925 | \$1,125 | — | Incl. | \$475 \$850 |
| 128 | VIBE OVAL 5830 (FS) 58" x 30" x 21" | ▼ | \$6,430 | — | \$950 | \$925 | \$1,125 | — | Incl. | \$475 \$850 |
| 236 | VIBE 6030 (Integrated tile flange) 60" x 30" x 19" | ▼ | \$2,435 | — | \$950 | \$925 | \$1,125 | — | Incl. | — \$650 |
| 130 | VIBE DESIGN 6033 (FS) 60" x 33" x 21" | ▼ | \$6,430 | — | \$950 | \$925 | \$1,125 | — | Incl. | \$475 \$850 |

Note: Geysair® technology is included in all BainUltra ThermoMasseurs®.

† When tiling flange is added, the AromaCloud® will automatically be installed on the opposite side of the flange.

††† Optional deck color Black, Crystal Rock, and Copper.

** Integrated tile flange & skirt.

◇ When purchasing an AromaFlow on Amma and Elegancia models, the Grab Bars can not be installed.

Slim deck available at same price.

‡ The MiaPlus® Control is included when purchasing this option.

†† All contours are available at the same price.

* Available with or without integrated tile flange.

THERMOMASSEUR® (TMU) – SUMMARY PRICE LIST

BY SIZE

BY SIZE – TMU

Page

| | | THERAPIES (+) | | | | | | | CONTROLS (+) | | | OPTIONS (+) | |
|--------------------------|---|--|--------------|------------|------------------------|-----------------|---------------------------------|-----------------|--------------|----------|----------------|-------------|---------------------------|
| | | Thermo-Masseur TMU | Aroma-Cloud® | Aroma-Flow | Illuzio Chroma-therapy | Heated Backrest | 2 nd Heated Backrest | Heated Headrest | Mia® | MiaPlus® | BU-Touch App†† | Colors | Ultra-Velour matte finish |
| 4639 FREESTANDING | | | | | | | | | | | | | |
| 68 | BEONE 4639 (FS) 46" x 39" x 23" |  \$9,360 | — | — | \$925 | Incl. | — | — | — | Incl. | Incl. | \$475 | \$850 |
| 5736 FREESTANDING | | | | | | | | | | | | | |
| 70 | CHARISM 5736 (FS) 57" x 36" x 23" |  \$9,655 | — | \$950 | \$925 | Incl. | — | — | — | Incl. | Incl. | \$250††† | \$850 |
| 5828 FREESTANDING | | | | | | | | | | | | | |
| 124 | VIBE 5828 (FS) 58" x 28" x 21" |  \$8,655 | — | \$950 | \$925 | Incl. | — | — | — | Incl. | \$430 | \$475 | \$850 |
| 126 | VIBE BACK TO WALL 5828 (FS) 58" x 28" x 21" |  \$9,155 | — | \$950 | \$925 | Incl. | — | — | — | Incl. | \$430 | \$475 | \$850 |
| 5830 FREESTANDING | | | | | | | | | | | | | |
| 128 | VIBE OVAL 5830 (FS) 58" x 30" x 21" |  \$8,655 | — | \$950 | \$925 | Incl. | — | — | — | Incl. | \$430 | \$475 | \$850 |
| 5936 FREESTANDING | | | | | | | | | | | | | |
| 84 | EVANESCENCE 5936 (FS) 59" x 36" x 28" |  \$9,325 | — | \$950 | \$925 | Incl. | — | Incl. | — | Incl. | Incl. | \$475 | \$850 |
| 6033 FREESTANDING | | | | | | | | | | | | | |
| 130 | VIBE DESIGN 6033 (FS) 60" x 33" x 21" |  \$8,655 | — | \$950 | \$925 | Incl. | — | — | — | Incl. | \$430 | \$475 | \$850 |
| 6331 FREESTANDING | | | | | | | | | | | | | |
| 100 | NOKORI 6331 (FS) 63" x 31" x 24" |  \$10,160 | — | \$950 | \$925 | Incl. | — | — | — | Incl. | \$430 | — | \$850 |
| 6429 FREESTANDING | | | | | | | | | | | | | |
| 102 | NOKORI 6429 (FS) 64" x 29" x 23" |  \$9,790 | — | \$950 | \$925 | Incl. | — | — | — | Incl. | \$430 | — | \$850 |
| 6434 FREESTANDING | | | | | | | | | | | | | |
| 72 | CHARISM 6434 (FS) 64" x 34" x 24" |  \$11,000 | — | \$950 | \$925 | Incl. | \$1,125 | — | — | Incl. | Incl. | \$250††† | \$850 |
| 46 | OPUS 6434 (FS) 64" x 34" x 25"  |  \$11,750 | — | — | — | Incl. | — | — | — | Incl. | Incl. | — | — |
| 6436 FREESTANDING | | | | | | | | | | | | | |
| 74 | CHARISM OVAL 6436 (FS) 64" x 36" x 24" |  \$11,000 | — | \$950 | \$925 | Incl. | \$1,125 | — | — | Incl. | Incl. | \$250††† | \$850 |
| 82 | ESTHESIA 6436 (FS) 64" x 36" x 25" |  \$9,510 | \$490 | \$950 | \$925 | Incl. | \$1,125 | — | — | Incl. | \$430 | \$835 | \$1,025 |
| 6632 FREESTANDING | | | | | | | | | | | | | |
| 92 | LIBRA 6632 (FS) 66" x 32" x 23" |  \$8,850 | — | \$950 | \$925 | Incl. | \$1,125 | — | — | Incl. | Incl. | \$475 | \$850 |
| 6634 FREESTANDING | | | | | | | | | | | | | |
| 86 | EVANESCENCE 6634 (FS) 66" x 34" x 28" |  \$10,420 | — | \$950 | \$925 | Incl. | \$1,125 | Incl. | — | Incl. | Incl. | \$475 | \$850 |
| 94 | LIBRA AURORA 6634 (FS) 66" x 34" x 24" |  \$9,330 | — | \$950 | \$925 | Incl. | \$1,125 | Incl. | — | Incl. | Incl. | \$475 | \$850 |

Note: Geysair® technology is included in all BainUltra ThermoMasseurs®.

† When tiling flange is added, the AromaCloud® will automatically be installed on the opposite side of the flange.

†† All contours are available at the same price.

††† Optional deck color Black, Crystal Rock, and Copper.

Slim deck available at same price.

* Available with or without integrated tile flange.

** Integrated tile flange & skirt.

‡ The MiaPlus® Control is included when purchasing this option.

‡‡ The BU-Touch Application is available with the purchase of a ThermoMasseur bath with Mia® or MiaPlus® Control.

◇ When purchasing an AromaFlow on Amma and Elegancia models, the Grab Bars can not be installed.

 Made with FineStone®

THERMOMASSEUR® (TMU) – SUMMARY PRICE LIST

BY SIZE

| Page | | | THERAPIES (+) | | | | | | CONTROLS (+) | | | OPTIONS (+) | | |
|-------------------|--|----|--------------------|--------------|------------|------------------------|-----------------|---------------------------------|-----------------|------|----------|----------------------------|--------|---------------------------|
| | | | Thermo-Masseur TMU | Aroma-Cloud® | Aroma-Flow | Illuzio Chroma-therapy | Heated Backrest | 2 nd Heated Backrest | Heated Headrest | Mia® | MiaPlus® | BU-Touch App ⁺⁺ | Colors | Ultra-Velour matte finish |
| 6635 FREESTANDING | | | | | | | | | | | | | | |
| 96 | LIBRA OVAL 6635 (FS) 66" x 35" x 27" | 👤👤 | \$9,750 | — | \$950 | \$925 | Incl. | \$1,125 | — | — | Incl. | Incl. | \$475 | \$1,025 |
| 6636 FREESTANDING | | | | | | | | | | | | | | |
| 56 | CELLA 6636 (FS) 66" x 36" x 27" | 👤👤 | \$10,145 | \$490 | — | \$925 | Incl. | \$1,125 | — | — | Incl. | Incl. | — | — |
| 60 | NAOS 6636 (FS) 66" x 36" x 25" | 👤👤 | \$11,240 | \$490 | — | \$925 | Incl. | \$1,125 | — | — | Incl. | Incl. | — | — |
| 64 | SANOS 6636 (FS) 66" x 36" x 24" | 👤👤 | \$9,880 | \$490 | — | \$925 | Incl. | \$1,125 | — | — | Incl. | Incl. | — | — |
| 88 | EVANESCENCE OVAL 6636 (FS) 66" x 36" x 28" | 👤👤 | \$10,420 | — | \$950 | \$925 | Incl. | \$1,125 | Incl. | — | Incl. | Incl. | \$475 | \$850 |
| 6638 FREESTANDING | | | | | | | | | | | | | | |
| 120 | SCALA 6638 (FS) 66" x 38" x 25" | 👤👤 | \$10,875 | — | \$950 | \$925 | Incl. | \$1,125 | Incl. | — | Incl. | Incl. | — | \$850 |
| 6737 FREESTANDING | | | | | | | | | | | | | | |
| 104 | NOKORI OVAL 6737 (FS) 67" x 37" x 24" | 👤👤 | \$10,380 | — | \$950 | \$925 | Incl. | \$1,125 | — | — | Incl. | \$430 | \$475 | \$850 |
| 6838 FREESTANDING | | | | | | | | | | | | | | |
| 76 | ESSENCIA 6838 (FS) 68" x 38" x 26" | 👤 | \$11,035 | \$490 | \$950 | \$925 | Incl. | — | Incl. | — | Incl. | Incl. | \$475 | \$850 |
| 6839 FREESTANDING | | | | | | | | | | | | | | |
| 110 | OPALIA 6839 CENTERED ELLIPSE (FS) 68" x 39" x 25" | 👤👤 | \$8,815 | \$490 | \$950 | \$925 | Incl. | \$1,125 | — | — | Incl. | \$430 | \$475 | \$850 |
| 112 | OPALIA 6839 OFF-CENTERED ELLIPSE - LEFT (FS) 68" x 39" x 25" | 👤👤 | \$8,815 | \$490 | \$950 | \$925 | Incl. | \$1,125 | — | — | Incl. | \$430 | \$475 | \$850 |
| 114 | OPALIA 6839 OFF-CENTERED ELLIPSE - RIGHT (FS) 68" x 39" x 25" | 👤👤 | \$8,815 | \$490 | \$950 | \$925 | Incl. | \$1,125 | — | — | Incl. | \$430 | \$475 | \$850 |
| 116 | OPALIA 6839 OBLIQUE ELLIPSE - LEFT (FS) 68" x 39" x 25" | 👤👤 | \$8,815 | \$490 | \$950 | \$925 | Incl. | \$1,125 | — | — | Incl. | \$430 | \$475 | \$850 |
| 118 | OPALIA 6839 OBLIQUE ELLIPSE - RIGHT (FS) 68" x 39" x 25" | 👤👤 | \$8,815 | \$490 | \$950 | \$925 | Incl. | \$1,125 | — | — | Incl. | \$430 | \$475 | \$850 |
| 6935 FREESTANDING | | | | | | | | | | | | | | |
| 106 | NOKORI 6935 (FS) 69" x 35" x 24" | 👤👤 | \$10,620 | — | \$950 | \$925 | Incl. | \$1,125 | — | — | Incl. | \$430 | — | \$850 |
| 7038 FREESTANDING | | | | | | | | | | | | | | |
| 98 | LIBRA STELLA 7038 (FS) 70" x 38" x 25" NEW | 👤👤 | \$9,910 | — | \$950 | \$925 | Incl. | \$1,125 | Incl. | — | Incl. | Incl. | \$475 | \$1,025 |

Note: Geysair® technology is included in all BainUltra ThermoMasseurs®.

† When tiling flange is added, the AromaCloud® will automatically be installed on the opposite side of the flange.

††† Optional deck color Black, Crystal Rock, and Copper.

** Integrated tile flange & skirt.

‡ The BU-Touch Application is available with the purchase of a ThermoMasseur bath with Mia® or MiaPlus® Control.

◇ When purchasing an AromaFlow on Amma and Elegancia models, the Grab Bars can not be installed.

†† All contours are available at the same price.

* Available with or without integrated tile flange.

‡ The MiaPlus® Control is included when purchasing this option.

THERMOMASSEUR® (TMU) – SUMMARY PRICE LIST

BY SIZE

BY SIZE – TMU

Page

| | | | THERAPIES (+) | | | | | | | CONTROLS (+) | | | OPTIONS (+) | |
|-------------------|---|----|--------------------|--------------|------------|------------------------|-----------------|---------------------------------|-----------------|--------------|----------|----------------------------|-------------|---------------------------|
| | | | Thermo-Masseur TMU | Aroma-Cloud® | Aroma-Flow | Illuzio Chroma-therapy | Heated Backrest | 2 nd Heated Backrest | Heated Headrest | Mia® | MiaPlus® | BU-Touch App ^{†‡} | Colors | Ultra-Velour matte finish |
| 7131 FREESTANDING | | | | | | | | | | | | | | |
| 108 | NOKORI 7131 (FS) 71" x 31" x 24" | 🧑🧑 | \$10,485 | — | \$950 | \$925 | Incl. | \$1,125 | — | — | Incl. | \$430 | — | \$850 |
| 7236 FREESTANDING | | | | | | | | | | | | | | |
| 78 | ESSENCIA DESIGN (FS) 72" x 36" x 24" | 🧑 | \$10,535 | — | \$950 | \$925 | Incl. | — | — | — | Incl. | Incl. | \$475 | \$850 |
| 80 | ESSENCIA OVAL 7236 (FS) 72" x 36" x 27" | 🧑 | \$10,995 | \$490 | \$950 | \$925 | Incl. | — | Incl. | — | Incl. | Incl. | — | — |
| 7240 FREESTANDING | | | | | | | | | | | | | | |
| 58 | CELLA 7240 (FS) 72" x 40" x 27" | 🧑🧑 | \$11,100 | \$490 | — | \$925 | Incl. | \$1,125 | — | — | Incl. | Incl. | — | — |
| 62 | NAOS 7240 (FS) 72" x 40" x 25" | 🧑🧑 | \$12,055 | \$490 | — | \$925 | Incl. | \$1,125 | — | — | Incl. | Incl. | — | — |
| 66 | SANOS 7240 (FS) 72" x 40" x 24" | 🧑🧑 | \$10,560 | \$490 | — | \$925 | Incl. | \$1,125 | — | — | Incl. | Incl. | — | — |
| 7242 FREESTANDING | | | | | | | | | | | | | | |
| 52 | AMMA OVAL 7242 (FS) Narrow base, raised or flat deck 72" x 42" x 24" | 🧑🧑 | \$11,255 | \$490 | \$950° | \$925 | Incl. | Incl. | Incl. | — | Incl. | \$430 | — | — |
| 54 | AMMA OVAL 7242 (FS) Raised or flat deck 72" x 42" x 28" | 🧑🧑 | \$12,645 | \$490 | \$950° | \$925 | Incl. | Incl. | Incl. | — | Incl. | \$430 | — | — |
| 122 | SCALA 7242 (FS) 72" x 42" x 25" | 🧑🧑 | \$11,750 | — | \$950 | \$925 | Incl. | \$1,125 | Incl. | — | Incl. | Incl. | — | \$850 |
| 7440 FREESTANDING | | | | | | | | | | | | | | |
| 90 | EVANESCENCE OVAL 7440 (FS) 74" x 40" x 28" | 🧑🧑 | \$10,685 | — | \$950 | \$925 | Incl. | \$1,125 | Incl. | — | Incl. | Incl. | \$475 | \$850 |
| 5454 | | | | | | | | | | | | | | |
| 234 | SENSATION 54" x 54" x 20" | 🧑🧑 | \$5,100 | \$490 | \$950 | \$925‡ | Incl. | \$1,125 | Incl. | Incl. | \$285 | \$430 | — | — |
| 6030 | | | | | | | | | | | | | | |
| 136 | AMMA 6030 (Integrated tile flange) 60" x 30" x 21" | 🧑 | \$6,545 | \$490† | \$950 | \$925 | Incl. | — | Incl. | — | Incl. | \$430 | — | — |
| 152 | BAIN DE VILLE 6030** 60" x 30" x 17" | 🧑 | \$3,595 | \$490† | \$950 | \$925‡ | Incl. | — | — | Incl. | \$285 | \$430 | — | \$650 |
| 192 | MERIDIAN 6030* 60" x 30" x 21" | 🧑 | \$4,265 | \$490† | \$950 | \$925 | Incl. | — | — | — | Incl. | \$430 | — | — |
| 222 | ORIGAMI 6030 (2" deck height only) Original Series 60" x 30" x 21" | 🧑 | \$5,725 | \$490† | \$950 | \$925 | Incl. | — | — | — | Incl. | \$430 | — | \$650 |
| 236 | VIBE 6030 (Integrated tile flange) 60" x 30" x 19" | 🧑 | \$4,895 | — | \$950 | \$925 | Incl. | — | — | — | Incl. | \$430 | — | \$650 |
| 6031 | | | | | | | | | | | | | | |
| 188 | MERIDIAN UNO** 60" x 31" x 21" | 🧑 | \$4,265 | \$490† | \$950 | \$925‡ | Incl. | — | — | Incl. | \$285 | \$430 | — | — |
| 190 | MERIDIAN DUO** 60" x 31" x 21" | 🧑 | \$4,265 | \$490† | \$950 | \$925‡ | Incl. | — | — | Incl. | \$285 | \$430 | — | — |

Note: Geysair® technology is included in all BainUltra ThermoMasseurs®.

† When tiling flange is added, the AromaCloud® will automatically be installed on the opposite side of the flange.

††† Optional deck color Black, Crystal Rock, and Copper.

** Integrated tile flange & skirt.

‡ The BU-Touch Application is available with the purchase of a ThermoMasseur bath with Mia® or MiaPlus® Control.

◇ When purchasing an AromaFlow on Amma and Elegancia models, the Grab Bars can not be installed.

†† All contours are available at the same price.

* Available with or without integrated tile flange.

‡ The MiaPlus® Control is included when purchasing this option.

THERMOMASSEUR® (TMU) – SUMMARY PRICE LIST

BY SIZE

BY SIZE – TMU

| | | | THERAPIES (+) | | | | | | | CONTROLS (+) | | | OPTIONS (+) | |
|------|---|---|---|--------------------|--------------------|------------------------|-----------------|---------------------------------|-----------------|--------------|----------|----------------------------|-------------|---------------------------|
| Page | | | Thermo-Masseur TMU | Aroma-Cloud® | Aroma-Flow | Illuzio Chroma-therapy | Heated Backrest | 2 nd Heated Backrest | Heated Headrest | Mia® | MiaPlus® | BU-Touch App ⁺⁺ | Colors | Ultra-Velour matte finish |
| 6032 | | | | | | | | | | | | | | |
| 138 | AMMA 6032 60" x 32" x 21" | ▼ | \$6,545 | \$490 [†] | \$950 [°] | \$925 | Incl. | — | Incl. | — | Incl. | \$430 | — | — |
| 156 | CITTI 17** 60" x 32" x 17" | ▼ | \$3,700 | \$490 [†] | \$950 | \$925 [‡] | Incl. | — | — | Incl. | \$285 | \$430 | — | \$650 |
| 158 | CITTI 6032 WITH INSERT** 60" x 32" x 20" | ▼ | \$4,935 | \$490 | \$950 | \$925 [‡] | Incl. | — | — | Incl. | \$285 | \$430 | — | \$650 |
| 160 | CITTI 6032 WITHOUT INSERT** 60" x 32" x 20" | ▼ | \$4,670 | \$490 | \$950 | \$925 [‡] | Incl. | — | — | Incl. | \$285 | \$430 | — | \$650 |
| 162 | CITTI 6032 TRIO WITH INSERT (Integrated tile flange) 60" x 32" x 20" | ▼ | \$4,920 | \$490 | \$950 | \$925 [‡] | Incl. | — | — | Incl. | \$285 | \$430 | — | \$650 |
| 164 | CITTI 6032 TRIO WITHOUT INSERT (Integrated tile flange) 60" x 32" x 20" | ▼ | \$4,665 | \$490 | \$950 | \$925 [‡] | Incl. | — | — | Incl. | \$285 | \$430 | — | \$650 |
| 194 | MERIDIAN 6032* 60" x 32" x 21" | ▼ | \$4,885 | \$490 [†] | \$950 | \$925 | Incl. | — | — | — | Incl. | \$430 | — | — |
| 208 | MONARCH 6032 Standard or Grand Luxury 60" x 32" x 20" | ▼ | ^S \$5,805 ^{GL} \$9,440 | — | \$950 | \$925 | Incl. | — | — | — | Incl. | \$430 | — | \$650 |
| 224 | ORIGAMI 6032# Original Series 60" x 32" x 21" | ▼ | \$5,820 | \$490 [†] | \$950 | \$925 | Incl. | — | — | — | Incl. | \$430 | — | \$650 |
| 6036 | | | | | | | | | | | | | | |
| 140 | AMMA 6036 60" x 36" x 21" | ▼ | \$7,455 | \$490 [†] | \$950 [°] | \$925 | Incl. | — | Incl. | — | Incl. | \$430 | — | — |
| 178 | INUA 6036# 60" x 36" x 23" | ▼ | \$7,930 | \$490 | \$950 | \$925 | Incl. | — | — | — | Incl. | \$430 | — | \$650 |
| 196 | MERIDIAN 50 60" x 36" x 20" | ▼ | \$5,045 | \$490 [†] | \$950 | \$925 | Incl. | — | — | — | Incl. | \$430 | — | — |
| 210 | MONARCH 6036 Standard or Grand Luxury 60" x 36" x 20" | ▼ | ^S \$5,990 ^{GL} \$9,715 | — | \$950 | \$925 | Incl. | — | — | — | Incl. | \$430 | — | \$650 |
| 6042 | | | | | | | | | | | | | | |
| 198 | MERIDIAN 6042 60" x 42" x 21" | ▼ | \$5,440 | \$490 [†] | \$950 | \$925 | Incl. | — | — | — | Incl. | \$430 | — | — |
| 6632 | | | | | | | | | | | | | | |
| 154 | BAIN DE VILLE 6632** 66" x 32" x 20" | ▼ | \$5,085 | \$490 [†] | \$950 | \$925 [‡] | Incl. | — | — | Incl. | \$285 | \$430 | — | \$650 |
| 226 | ORIGAMI 6632# Original Series 66" x 32" x 21" | ▼ | \$6,180 | \$490 [†] | \$950 | \$925 | Incl. | — | — | — | Incl. | \$430 | — | \$650 |
| 6634 | | | | | | | | | | | | | | |
| 204 | PRO-MERIDIAN 55 66" x 34" x 20" | ▼ | \$5,405 | \$490 [†] | \$950 | \$925 | Incl. | — | — | — | Incl. | \$430 | — | — |

Note: Geysair® technology is included in all BainUltra ThermoMasseurs®.

† When tiling flange is added, the AromaCloud® will automatically be installed on the opposite side of the flange.

†† All contours are available at the same price.

††† Optional deck color Black, Crystal Rock, and Copper.

Slim deck available at same price.

* Available with or without integrated tile flange.

** Integrated tile flange & skirt.

‡ The MiaPlus® Control is included when purchasing this option.

‡‡ The BU-Touch Application is available with the purchase of a ThermoMasseur bath with Mia® or MiaPlus® Control.

◇ When purchasing an AromaFlow on Amma and Elegancia models, the Grab Bars can not be installed.

THERMOMASSEUR® (TMU) – SUMMARY PRICE LIST

BY SIZE

BY SIZE – TMU

Page

| | | | THERAPIES (+) | | | | | | | CONTROLS (+) | | | OPTIONS (+) | |
|------|---|----|--------------------------|--------------|------------|------------------------|-----------------|---------------------------------|-----------------|--------------|----------|----------------------------|-------------|---------------------------|
| Page | | | Thermo-Masseur TMU | Aroma-Cloud® | Aroma-Flow | Illuzio Chroma-therapy | Heated Backrest | 2 nd Heated Backrest | Heated Headrest | Mia® | MiaPlus® | BU-Touch App ^{††} | Colors | Ultra-Velour matte finish |
| 6636 | | | | | | | | | | | | | | |
| 142 | AMMA 6636 66" x 36" x 21" | ↓ | \$7,680 | \$490† | \$950° | \$925 | Incl. | — | Incl. | — | Incl. | \$430 | — | — |
| 166 | ELEGANCIA 6636 ^{††} 66" x 36" x 21" | ↓↓ | \$6,330 | \$490† | \$950° | \$925 | Incl. | \$1,125 | — | — | Incl. | \$430 | — | — |
| 180 | INUA 6636 [#] 66" x 36" x 23" | ↓ | \$7,975 | \$490 | \$950 | \$925 | Incl. | — | — | — | Incl. | \$430 | — | \$650 |
| 184 | ELLIPSE 6636 Flat or rolled deck 66" x 36" x 21" | ↓↓ | \$6,080 | \$490 | \$950 | \$925 | Incl. | \$1,125 | — | — | Incl. | \$430 | — | — |
| 200 | MERIDIAN 55 66" x 36" x 20" | ↓↓ | \$5,490 | \$490† | \$950 | \$925 | Incl. | \$1,125 | — | — | Incl. | \$430 | — | — |
| 212 | MONARCH 6636 Standard or Grand Luxury 66" x 36" x 20" | ↓↓ | S \$6,050 GL \$10,140 | — | \$950 | \$925 | Incl. | \$1,125 | — | — | Incl. | \$430 | — | \$650 |
| 228 | ORIGAMI 6636 [#] Original Series 66" x 36" x 22" | ↓ | \$6,425 | \$490† | \$950 | \$925 | Incl. | — | — | — | Incl. | \$430 | — | \$650 |
| 6638 | | | | | | | | | | | | | | |
| 144 | AMMA OVAL 6638 66" x 38" x 21" | ↓ | \$7,680 | \$490 | \$950° | \$925 | Incl. | — | Incl. | — | Incl. | \$430 | — | — |
| 176 | ESTHESIA 6638 66" x 38" x 21" | ↓↓ | \$5,875 | \$490 | \$950 | \$925 | Incl. | \$1,125 | — | — | Incl. | \$430 | — | \$650 |
| 214 | MONARCH 6638F Standard or Grand Luxury 66" x 38" x 20" | ↓↓ | S \$6,100 GL \$10,255 | — | \$950 | \$925 | Incl. | \$1,125 | — | — | Incl. | \$430 | — | \$650 |
| 6642 | | | | | | | | | | | | | | |
| 168 | ELEGANCIA 6642 ^{††} 66" x 42" x 21" | ↓↓ | \$6,455 | \$490† | \$950° | \$925 | Incl. | \$1,125 | — | — | Incl. | \$430 | — | — |
| 7236 | | | | | | | | | | | | | | |
| 146 | AMMA 7236 72" x 36" x 21" | ↓↓ | \$7,965 | \$490† | \$950° | \$925 | Incl. | Incl. | Incl. | — | Incl. | \$430 | — | — |
| 170 | ELEGANCIA 7236 ^{††} 72" x 36" x 21" | ↓↓ | \$6,500 | \$490† | \$950° | \$925 | Incl. | \$1,125 | — | — | Incl. | \$430 | — | — |
| 174 | ESSENCIA OVAL 7236 72" x 36" x 25" | ↓ | \$6,425 | \$490 | \$950 | \$925 | Incl. | — | Incl. | — | Incl. | \$430 | — | \$850 |
| 202 | MERIDIAN 60 72" x 36" x 21" | ↓↓ | \$5,600 | \$490† | \$950 | \$925 | Incl. | \$1,125 | — | — | Incl. | \$430 | — | — |
| 206 | PRO-MERIDIAN 60 72" x 36" x 20" | ↓ | \$5,770 | \$490† | \$950 | \$925 | Incl. | — | — | — | Incl. | \$430 | — | — |
| 216 | MONARCH 7236 Standard or Grand Luxury 72" x 36" x 21" | ↓↓ | S \$6,285 GL \$10,600 | — | \$950 | \$925 | Incl. | \$1,125 | — | — | Incl. | \$430 | — | \$650 |
| 230 | ORIGAMI 7236 [#] Original Series 72" x 36" x 22" | ↓↓ | \$6,700 | \$490† | \$950 | \$925 | Incl. | \$1,125 | — | — | Incl. | \$430 | — | \$650 |
| 7238 | | | | | | | | | | | | | | |
| 218 | MONARCH 7238F Standard or Grand Luxury 72" x 38" x 21" | ↓↓ | S \$6,340 GL \$10,705 | — | \$950 | \$925 | Incl. | \$1,125 | — | — | Incl. | \$430 | — | \$650 |

Note: Geysair® technology is included in all BainUltra ThermoMasseurs®.

† When tiling flange is added, the AromaCloud® will automatically be installed on the opposite side of the flange.

††† Optional deck color Black, Crystal Rock, and Copper.

** Integrated tile flange & skirt.

‡ The BU-Touch Application is available with the purchase of a ThermoMasseur bath with Mia® or MiaPlus® Control.

◊ When purchasing an AromaFlow on Amma and Elegancia models, the Grab Bars can not be installed.

†† All contours are available at the same price.








* Available with or without integrated tile flange.

‡ The MiaPlus® Control is included when purchasing this option.

THERMOMASSEUR® (TMU) – SUMMARY PRICE LIST

BY SIZE

BY SIZE – TMU

| Page | | Thermo-Masseur TMU | THERAPIES (+) | | | | | | CONTROLS (+) | | | OPTIONS (+) | | |
|------|---|---|--|--------------------|------------------------|-----------------|---------------------------------|-----------------|--------------|----------|----------------------------|-------------|---------------------------|-------|
| | | | Aroma-Cloud® | Aroma-Flow | Illuzio Chroma-therapy | Heated Backrest | 2 nd Heated Backrest | Heated Headrest | Mia® | MiaPlus® | BU-Touch App ^{††} | Colors | Ultra-Velour matte finish | |
| 7240 | | | | | | | | | | | | | | |
| 186 | ELLIPSE 7240 Flat or rolled deck 72" x 40" x 21" |  | \$6,420 | \$490 | \$950 | \$925 | Incl. | \$1,125 | — | — | Incl. | \$430 | — | — |
| 182 | INUA 7240# 72" x 40" x 23" |  | \$8,500 | \$490 | \$950 | \$925 | Incl. | \$1,125 | — | — | Incl. | \$430 | — | \$650 |
| 220 | MONARCH 7240 Standard or Grand Luxury 72" x 40" x 21" |  | ^S \$6,470 ^{GL} \$10,955 | — | \$950 | \$925 | Incl. | \$1,125 | — | — | Incl. | \$430 | — | \$650 |
| 7242 | | | | | | | | | | | | | | |
| 148 | AMMA 7242 72" x 42" x 22" |  | \$8,105 | \$490 [†] | \$950° | \$925 | Incl. | Incl. | Incl. | — | Incl. | \$430 | — | — |
| 150 | AMMA OVAL 7242 Raised or flat deck 72" x 42" x 22" |  | \$7,965 | \$490 | \$950° | \$925 | Incl. | Incl. | Incl. | — | Incl. | \$430 | — | — |
| 172 | ELEGANCIA 7242 ^{††} 72" x 42" x 21" |  | \$6,585 | \$490 [†] | \$950° | \$925 | Incl. | \$1,125 | — | — | Incl. | \$430 | — | — |
| 232 | ORIGAMI 7242# Original Series 72" x 42" x 22" |  | \$7,105 | \$490 [†] | \$950 | \$925 | Incl. | \$1,125 | — | — | Incl. | \$430 | — | \$650 |

Note: Geysair® technology is included in all BainUltra ThermoMasseurs®.

[†] When tiling flange is added, the AromaCloud® will automatically be installed on the opposite side of the flange.

^{††} All contours are available at the same price.

^{†††} Optional deck color Black, Crystal Rock, and Copper.

[#] Slim deck available at same price.

^{*} Available with or without integrated tile flange.

^{**} Integrated tile flange & skirt.

[‡] The MiaPlus® Control is included when purchasing this option.

^{‡‡} The BU-Touch Application is available with the purchase of a ThermoMasseur bath with Mia® or MiaPlus® Control.

[◇] When purchasing an AromaFlow on Amma and Elegancia models, the Grab Bars can not be installed.

| | | THERAPIES (+) | | | | | CONTROL (+) | | OPTIONS (+) | |
|-------------------|--|---|--------------|-----------|------------------------|---------------------|---------------------|-------------|-------------|--------------------------|
| Page | | TUB | Aroma-Cloud® | AromaFlow | Illuzio Chroma-therapy | Warm TouchShell WTS | 2 nd WTS | DOT control | Colors | UltraVelour matte finish |
| 4639 FREESTANDING | | | | | | | | | | |
| 68 | BEONE 4639 (FS) 46" x 39" x 30" |  \$7,280 | — | — | \$925 | \$1,125 | — | Incl. | \$475 | \$850 |
| 5736 FREESTANDING | | | | | | | | | | |
| 70 | CHARISM 5736 (FS) 57" x 36" x 23" |  \$7,050 | — | \$950 | \$925 | \$1,125 | — | Incl. | \$250††† | \$850 |
| 5828 FREESTANDING | | | | | | | | | | |
| 124 | VIBE 5828 (FS) 58" x 28" x 21" |  \$6,430 | — | \$950 | \$925 | \$1,125 | — | Incl. | \$475 | \$850 |
| 126 | VIBE BACK TO WALL 5828 (FS) 58" x 28" x 21" |  \$6,705 | — | \$950 | \$925 | \$1,125 | — | Incl. | \$475 | \$850 |
| 5830 FREESTANDING | | | | | | | | | | |
| 128 | VIBE OVAL 5830 (FS) 58" x 30" x 21" |  \$6,430 | — | \$950 | \$925 | \$1,125 | — | Incl. | \$475 | \$850 |
| 5936 FREESTANDING | | | | | | | | | | |
| 84 | EVANESCENCE 5936 (FS) 59" x 36" x 28" |  \$6,735 | — | \$950 | \$925 | \$1,125 | — | Incl. | \$475 | \$850 |
| 6033 FREESTANDING | | | | | | | | | | |
| 130 | VIBE DESIGN 6033 (FS) 60" x 33" x 21" |  \$6,430 | — | \$950 | \$925 | \$1,125 | — | Incl. | \$475 | \$850 |
| 6233 FREESTANDING | | | | | | | | | | |
| 42 | CELESTIA 6233 (FS) 62" x 33" x 24" |   \$8,000 | — | — | — | — | — | — | — | — |
| 6331 FREESTANDING | | | | | | | | | | |
| 100 | NOKORI 6331 (FS) 63" x 31" x 24" |  \$7,840 | — | \$950 | \$925 | \$1,125 | — | Incl. | — | \$850 |
| 6429 FREESTANDING | | | | | | | | | | |
| 102 | NOKORI 6429 (FS) 64" x 29" x 23" |  \$7,445 | — | \$950 | \$925 | \$1,125 | — | Incl. | — | \$850 |
| 6434 FREESTANDING | | | | | | | | | | |
| 72 | CHARISM 6434 (FS) 64" x 34" x 24" |  \$8,525 | — | \$950 | \$925 | \$1,125 | \$370 | Incl. | \$250††† | \$850 |
| 46 | OPUS 6434 (FS) 64" x 34" x 25" NEW TMU |   \$8,900 | — | — | — | — | — | — | — | — |
| 6436 FREESTANDING | | | | | | | | | | |
| 74 | CHARISM OVAL 6436 (FS) 64" x 36" x 24" |  \$8,525 | — | \$950 | \$925 | \$1,125 | \$370 | Incl. | \$250††† | \$850 |
| 82 | ESTHESIA 6436 (FS) 64" x 36" x 25" |  \$6,900 | \$490 | \$950 | \$925 | \$1,125 | \$370 | Incl. | \$695 | \$1,025 |
| 6632 FREESTANDING | | | | | | | | | | |
| 92 | LIBRA 6632 (FS) 66" x 32" x 23" |  \$6,500 | — | \$950 | \$925 | \$1,125 | \$370 | Incl. | \$475 | \$850 |
| 6634 FREESTANDING | | | | | | | | | | |
| 86 | EVANESCENCE 6634 (FS) 66" x 34" x 28" |  \$7,800 | — | \$950 | \$925 | \$1,125 | \$370 | Incl. | \$475 | \$850 |
| 94 | LIBRA AURORA 6634 (FS) 66" x 34" x 24" new |  \$6,980 | — | \$950 | \$925 | \$1,125 | \$360 | Incl. | \$475 | \$850 |

Note: Geysair® technology is included in all BainUltra ThermoMasseurs®.

† When tiling flange is added, the AromaCloud® will automatically be installed on the opposite side of the flange.

††† Optional deck color Black, Crystal Rock, and Copper.

★★ Integrated tile flange & skirt.

◇ When purchasing an AromaFlow on Amma and Elegancia models, the Grab Bars can not be installed.

†† All contours are available at the same price.

* Available with or without integrated tile flange.

Slim deck available at same price.

‡ The MiaPlus® Control is included when purchasing this option.

 Made with FineStone®

TUB – SUMMARY PRICE LIST

BY SIZE

| | | THERAPIES (+) | | | | | CONTROL (+) | | OPTIONS (+) | |
|-------------------|--|---------------|--------------|-----------|------------------------|---------------------|---------------------|-------------|-------------|--------------------------|
| Page | | TUB | Aroma-Cloud® | AromaFlow | Illuzio Chroma-therapy | Warm TouchShell WTS | 2 nd WTS | DOT control | Colors | UltraVelour matte finish |
| 6635 FREESTANDING | | | | | | | | | | |
| 44 | CELESTIA 6635 (FS) 66" x 35" x 25"   | \$8,600 | — | — | — | — | — | — | — | — |
| 96 | LIBRA OVAL 6635 (FS) 66" x 35" x 27"  | \$7,340 | — | \$950 | \$925 | \$1,125 | \$370 | Incl. | \$475 | \$1,025 |
| 6636 FREESTANDING | | | | | | | | | | |
| 56 | CELLA 6636 (FS) 66" x 36" x 27"  | \$7,260 | \$490 | — | \$925 | \$1,125 | \$370 | Incl. | — | — |
| 60 | NAOS 6636 (FS) 66" x 36" x 25"  | \$8,195 | \$490 | — | \$925 | \$1,125 | \$370 | Incl. | — | — |
| 64 | SANOS 6636 (FS) 66" x 36" x 24"  | \$7,230 | \$490 | — | \$925 | \$1,125 | \$370 | Incl. | — | — |
| 88 | EVANESCENCE OVAL 6636 (FS) 66" x 36" x 28"  | \$7,800 | — | \$950 | \$925 | \$1,125 | \$370 | Incl. | \$475 | \$850 |
| 6638 FREESTANDING | | | | | | | | | | |
| 120 | SCALA 6638 (FS) 66" x 38" x 25"  | \$8,750 | — | \$950 | \$925 | \$1,125 | \$370 | Incl. | — | \$850 |
| 6737 FREESTANDING | | | | | | | | | | |
| 104 | NOKORI OVAL 6737 (FS) 67" x 37" x 24"  | \$7,445 | — | \$950 | \$925 | \$1,125 | \$370 | Incl. | \$475 | \$850 |
| 6838 FREESTANDING | | | | | | | | | | |
| 76 | ESSENCIA 6838 (FS) 68" x 38" x 26"  | \$7,985 | \$490 | \$950 | \$925 | \$1,125 | — | Incl. | \$475 | \$850 |
| 6839 FREESTANDING | | | | | | | | | | |
| 110 | OPALIA 6839 CENTERED ELLIPSE (FS) 68" x 39" x 25"  | \$6,220 | \$490 | \$950 | \$925 | \$1,125 | \$370 | Incl. | \$475 | \$850 |
| 112 | OPALIA 6839 OFF-CENTERED ELLIPSE - LEFT (FS) 68" x 39" x 25"  | \$6,220 | \$490 | \$950 | \$925 | \$1,125 | \$370 | Incl. | \$475 | \$850 |
| 114 | OPALIA 6839 OFF-CENTERED ELLIPSE - RIGHT (FS) 68" x 39" x 25"  | \$6,220 | \$490 | \$950 | \$925 | \$1,125 | \$370 | Incl. | \$475 | \$850 |
| 116 | OPALIA 6839 OBLIQUE ELLIPSE - LEFT (FS) 68" x 39" x 25"  | \$6,220 | \$490 | \$950 | \$925 | \$1,125 | \$370 | Incl. | \$475 | \$850 |
| 118 | OPALIA 6839 OBLIQUE ELLIPSE - RIGHT (FS) 68" x 39" x 25"  | \$6,220 | \$490 | \$950 | \$925 | \$1,125 | \$370 | Incl. | \$475 | \$850 |
| 6935 FREESTANDING | | | | | | | | | | |
| 106 | NOKORI 6935 (FS) 69" x 35" x 24"  | \$8,255 | — | \$950 | \$925 | \$1,125 | \$370 | Incl. | — | \$850 |
| 7038 FREESTANDING | | | | | | | | | | |
| 98 | LIBRA STELLA 7038 (FS) 70" x 38" x 25"  NEW | \$7,440 | — | \$950 | \$925 | \$1,125 | \$370 | Incl. | — | \$1,025 |
| 7131 FREESTANDING | | | | | | | | | | |
| 108 | NOKORI 7131 (FS) 71" x 31" x 24"  | \$8,015 | — | \$950 | \$925 | \$1,125 | \$370 | Incl. | — | \$850 |

Note: Geysair® technology is included in all BainUltra ThermoMasseurs®.

† When tiling flange is added, the AromaCloud® will automatically be installed on the opposite side of the flange.

†† All contours are available at the same price.

††† Optional deck color Black, Crystal Rock, and Copper.

Slim deck available at same price.

* Available with or without integrated tile flange.

** Integrated tile flange & skirt.

‡ The MiaPlus® Control is included when purchasing this option.

◇ When purchasing an AromaFlow on Amma and Elegancia models, the Grab Bars can not be installed.

 Made with FineStone®

| | | | THERAPIES (+) | | | | | CONTROL (+) | | | OPTIONS (+) | |
|-------------------|---|----|---------------|--------------|-----------|------------------------|---------------------|---------------------|-------------|--------|--------------------------|--|
| Page | | | TUB | Aroma-Cloud® | AromaFlow | Illuzio Chroma-therapy | Warm TouchShell WTS | 2 nd WTS | DOT control | Colors | UltraVelour matte finish | |
| 7236 FREESTANDING | | | | | | | | | | | | |
| 78 | ESSENCIA DESIGN (FS) 72" x 36" x 24" | ▼ | \$7,660 | — | \$950 | \$925 | \$1,125 | — | Incl. | \$475 | \$850 | |
| 80 | ESSENCIA OVAL 7236 (FS) 72" x 36" x 27" | ▼ | \$7,960 | \$490 | \$950 | \$925 | \$1,125 | — | Incl. | — | — | |
| 7240 FREESTANDING | | | | | | | | | | | | |
| 58 | CELLA 7240 (FS) 72" x 40" x 27" | ▼▼ | \$8,485 | \$490 | — | \$925 | \$1,125 | \$370 | Incl. | — | — | |
| 62 | NAOS 7240 (FS) 72" x 40" x 25" | ▼▼ | \$9,040 | \$490 | — | \$925 | \$1,125 | \$370 | Incl. | — | — | |
| 66 | SANOS 7240 (FS) 72" x 40" x 24" | ▼▼ | \$7,925 | \$490 | — | \$925 | \$1,125 | \$370 | Incl. | — | — | |
| 7242 FREESTANDING | | | | | | | | | | | | |
| 52 | AMMA OVAL 7242 (FS) Narrow base, raised or flat deck 72" x 42" x 24" | ▼▼ | \$8,780 | \$490 | \$950° | \$925 | \$1,125 | \$370 | Incl. | — | — | |
| 54 | AMMA OVAL 7242 (FS) Raised or flat deck 72" x 42" x 28" | ▼▼ | \$9,725 | \$490 | \$950° | \$925 | \$1,125 | \$370 | Incl. | — | — | |
| 122 | SCALA 7242 (FS) 72" x 42" x 25" | ▼▼ | \$9,050 | — | \$950 | \$925 | \$1,125 | \$370 | Incl. | — | \$850 | |
| 7440 FREESTANDING | | | | | | | | | | | | |
| 90 | EVANESCENCE OVAL 7440 (FS) 74" x 40" x 28" | ▼▼ | \$8,205 | — | \$950 | \$925 | \$1,125 | \$370 | Incl. | \$475 | \$850 | |
| 5454 | | | | | | | | | | | | |
| 234 | SENSATION 54" x 54" x 20" | ▼▼ | \$2,380 | \$490 | \$950 | \$925 | \$1,125 | \$370 | Incl. | — | — | |
| 6030 | | | | | | | | | | | | |
| 136 | AMMA 6030 (Integrated tile flange) 60" x 30" x 21" | ▼ | \$4,055 | \$490† | \$950° | \$925 | \$1,125 | — | Incl. | — | — | |
| 152 | BAIN DE VILLE 6030** 60" x 30" x 17" | ▼ | \$1,930 | \$490† | \$950 | \$925 | \$1,125 | — | Incl. | — | \$650 | |
| 192 | MERIDIAN 6030* 60" x 30" x 21" | ▼ | \$1,875 | \$490† | \$950 | \$925 | \$1,125 | — | Incl. | — | — | |
| 222 | ORIGAMI 6030 (2" deck height only) Original Series 60" x 30" x 21" | ▼ | \$3,025 | \$490† | \$950 | \$925 | \$1,125 | — | Incl. | — | \$650 | |
| 236 | VIBE 6030 (Integrated tile flange) 60" x 30" x 19" | ▼ | \$2,435 | — | \$950 | \$925 | \$1,125 | — | Incl. | — | \$650 | |
| 6031 | | | | | | | | | | | | |
| 188 | MERIDIAN UNO** 60" x 31" x 21" | ▼ | \$2,260 | \$490† | \$950 | \$925 | \$1,125 | — | Incl. | — | — | |
| 190 | MERIDIAN DUO** 60" x 31" x 21" | ▼ | \$2,260 | \$490† | \$950 | \$925 | \$1,125 | — | Incl. | — | — | |

Note: Geysair® technology is included in all BainUltra ThermoMasseurs®.

† When tiling flange is added, the AromaCloud® will automatically be installed on the opposite side of the flange.

†† Optional deck color Black, Crystal Rock, and Copper.

** Integrated tile flange & skirt.

◊ When purchasing an AromaFlow on Amma and Elegancia models, the Grab Bars can not be installed.

†† All contours are available at the same price.

* Available with or without integrated tile flange.

‡ The MiaPlus® Control is included when purchasing this option.

TUB – SUMMARY PRICE LIST

BY SIZE

| | | THERAPIES (+) | | | | | | CONTROL (+) | OPTIONS (+) | |
|------|---|---------------------------|--------------|-----------|------------------------|---------------------|---------------------|-------------|-------------|--------------------------|
| Page | | TUB | Aroma-Cloud® | AromaFlow | Illuzio Chroma-therapy | Warm TouchShell WTS | 2 nd WTS | DOT control | Colors | UltraVelour matte finish |
| 6032 | | | | | | | | | | |
| 138 | AMMA 6032 60" x 32" x 21" | ▼ \$4,055 | \$490† | \$950° | \$925 | \$1,125 | — | Incl. | — | — |
| 156 | CITTI 17** 60" x 32" x 17" | ▼ \$2,015 | \$490† | \$950 | \$925 | \$1,125 | — | Incl. | — | \$650 |
| 158 | CITTI 6032 WITH INSERT** 60" x 32" x 20" | ▼ \$2,590 | \$490 | \$950 | \$925 | \$1,125 | — | Incl. | — | \$650 |
| 160 | CITTI 6032 WITHOUT INSERT** 60" x 32" x 20" | ▼ \$2,315 | \$490 | \$950 | \$925 | \$1,125 | — | Incl. | — | \$650 |
| 162 | CITTI 6032 TRIO WITH INSERT (Integrated tile flange) 60" x 32" x 20" | ▼ \$2,560 | \$490 | \$950 | \$925 | \$1,125 | — | Incl. | — | \$650 |
| 164 | CITTI 6032 TRIO WITHOUT INSERT (Integrated tile flange) 60" x 32" x 20" | ▼ \$2,315 | \$490 | \$950 | \$925 | \$1,125 | — | Incl. | — | \$650 |
| 194 | MERIDIAN 6032* 60" x 32" x 21" | ▼ \$1,900 | \$490† | \$950 | \$925 | \$1,125 | — | Incl. | — | — |
| 208 | MONARCH 6032 Standard or Grand Luxury 60" x 32" x 20" | ▼ S \$3,595 GL \$7,185 | — | \$950 | \$925 | \$1,125 | — | Incl. | — | \$650 |
| 224 | ORIGAMI 6032# Original Series 60" x 32" x 21" | ▼ \$3,090 | \$490† | \$950 | \$925 | \$1,125 | — | Incl. | — | \$650 |
| 6036 | | | | | | | | | | |
| 140 | AMMA 6036 60" x 36" x 21" | ▼ \$4,685 | \$490† | \$950° | \$925 | \$1,125 | — | Incl. | — | — |
| 178 | INUA 6036# 60" x 36" x 23" | ▼ \$4,930 | \$490 | \$950 | \$925 | \$1,125 | — | Incl. | — | \$650 |
| 196 | MERIDIAN 50 60" x 36" x 20" | ▼ \$2,190 | \$490† | \$950 | \$925 | \$1,125 | — | Incl. | — | — |
| 210 | MONARCH 6036 Standard or Grand Luxury 60" x 36" x 20" | ▼ S \$3,740 GL \$7,470 | — | \$950 | \$925 | \$1,125 | — | Incl. | — | \$650 |
| 6042 | | | | | | | | | | |
| 198 | MERIDIAN 6042 60" x 42" x 21" | ▼ \$2,680 | \$490† | \$950 | \$925 | \$1,125 | — | Incl. | — | — |
| 6632 | | | | | | | | | | |
| 154 | BAIN DE VILLE 6632** 66" x 32" x 20" | ▼ \$2,760 | \$490† | \$950 | \$925 | \$1,125 | — | Incl. | — | \$650 |
| 226 | ORIGAMI 6632# Original Series 66" x 32" x 21" | ▼ \$3,340 | \$490† | \$950 | \$925 | \$1,125 | — | Incl. | — | \$650 |
| 6634 | | | | | | | | | | |
| 204 | PRO-MERIDIAN 55 66" x 34" x 20" | ▼ \$2,780 | \$490† | \$950 | \$925 | \$1,125 | — | Incl. | — | — |

Note: Geysair® technology is included in all BainUltra ThermoMasseurs®.

† When tiling flange is added, the AromaCloud® will automatically be installed on the opposite side of the flange.

†† All contours are available at the same price.

††† Optional deck color Black, Crystal Rock, and Copper.

Slim deck available at same price.

* Available with or without integrated tile flange.

** Integrated tile flange & skirt.

‡ The MiaPlus® Control is included when purchasing this option.

◊ When purchasing an AromaFlow on Amma and Elegancia models, the Grab Bars can not be installed.

| | | | THERAPIES (+) | | | | | CONTROL (+) | OPTIONS (+) | |
|------|--|-----|-------------------------|-----------|------------------------|---------------------|---------------------|-------------|-------------|--------------------------|
| Page | | TUB | Aroma-Cloud® | AromaFlow | Illuzio Chroma-therapy | Warm TouchShell WTS | 2 nd WTS | DOT control | Colors | UltraVelour matte finish |
| 6636 | | | | | | | | | | |
| 142 | AMMA 6636 66" x 36" x 21" | ↓ | \$4,790 | \$490† | \$950° | \$925 | \$1,125 | — | Incl. | — |
| 166 | ELEGANCIA 6636†† 66" x 36" x 21" | ↓↓ | \$3,135 | \$490† | \$950° | \$925 | \$1,125 | \$370 | Incl. | — |
| 180 | INUA 6636# 66" x 36" x 23" | ↓ | \$4,955 | \$490 | \$950 | \$925 | \$1,125 | — | Incl. | \$650 |
| 184 | ELLIPSE 6636 Flat or rolled deck 66" x 36" x 21" | ↓↓ | \$2,690 | \$490 | \$950 | \$925 | \$1,125 | \$370 | Incl. | — |
| 200 | MERIDIAN 55 66" x 36" x 20" | ↓↓ | \$2,775 | \$490† | \$950 | \$925 | \$1,125 | \$370 | Incl. | — |
| 212 | MONARCH 6636 Standard or Grand Luxury 66" x 36" x 20" | ↓↓ | S \$3,840 GL \$7,960 | — | \$950 | \$925 | \$1,125 | \$370 | Incl. | \$650 |
| 228 | ORIGAMI 6636# Original Series 66" x 36" x 22" | ↓ | \$3,370 | \$490† | \$950 | \$925 | \$1,125 | — | Incl. | \$650 |
| 6638 | | | | | | | | | | |
| 144 | AMMA OVAL 6638 66" x 38" x 21" | ↓ | \$4,930 | \$490 | \$950° | \$925 | \$1,125 | — | Incl. | — |
| 176 | ESTHESIA 6638 66" x 38" x 21" | ↓↓ | \$2,975 | \$490 | \$950 | \$925 | \$1,125 | \$370 | Incl. | \$650 |
| 214 | MONARCH 6638F Standard or Grand Luxury 66" x 38" x 20" | ↓↓ | S \$3,940 GL \$7,890 | — | \$950 | \$925 | \$1,125 | \$370 | Incl. | \$650 |
| 6642 | | | | | | | | | | |
| 168 | ELEGANCIA 6642†† 66" x 42" x 21" | ↓↓ | \$3,205 | \$490† | \$950° | \$925 | \$1,125 | \$370 | Incl. | — |
| 7236 | | | | | | | | | | |
| 146 | AMMA 7236 72" x 36" x 21" | ↓↓ | \$4,930 | \$490† | \$950° | \$925 | \$1,125 | \$370 | Incl. | — |
| 170 | ELEGANCIA 7236†† 72" x 36" x 21" | ↓↓ | \$3,270 | \$490† | \$950° | \$925 | \$1,125 | \$370 | Incl. | — |
| 174 | ESSENCIA OVAL 7236 72" x 36" x 25" | ↓ | \$4,525 | \$490 | \$950 | \$925 | \$1,125 | — | Incl. | \$850 |
| 202 | MERIDIAN 60 72" x 36" x 21" | ↓↓ | \$2,990 | \$490† | \$950 | \$925 | \$1,125 | \$370 | Incl. | — |
| 206 | PRO-MERIDIAN 60 72" x 36" x 20" | ↓↓ | \$3,000 | \$490† | \$950 | \$925 | \$1,125 | — | Incl. | — |
| 216 | MONARCH 7236 Standard or Grand Luxury 72" x 36" x 21" | ↓ | S \$4,100 GL \$8,385 | — | \$950 | \$925 | \$1,125 | \$370 | Incl. | \$650 |
| 230 | ORIGAMI 7236# Original Series 72" x 36" x 22" | ↓↓ | \$3,635 | \$490† | \$950 | \$925 | \$1,125 | \$370 | Incl. | \$650 |
| 7238 | | | | | | | | | | |
| 218 | MONARCH 7238F Standard or Grand Luxury 72" x 38" x 21" | ↓↓ | S \$4,165 GL \$8,480 | — | \$950 | \$925 | \$1,125 | \$370 | Incl. | \$650 |

Note: Geysair® technology is included in all BainUltra ThermoMasseurs®.

† When tiling flange is added, the AromaCloud® will automatically be installed on the opposite side of the flange.

††† Optional deck color Black, Crystal Rock, and Copper.

** Integrated tile flange & skirt.

◇ When purchasing an AromaFlow on Amma and Elegancia models, the Grab Bars can not be installed.

†† All contours are available at the same price.

* Available with or without integrated tile flange.

Slim deck available at same price.

‡ The MiaPlus® Control is included when purchasing this option.

TUB – SUMMARY PRICE LIST

BY SIZE

| Page | | | | THERAPIES (+) | | | | CONTROL (+) | OPTIONS (+) | | |
|------|---|--------------|-------------------------|------------------------|---------------------|---------------------|-------------|-------------|--------------------------|---|-------|
| | TUB | Aroma-Cloud® | AromaFlow | Illuzio Chroma-therapy | Warm TouchShell WTS | 2 nd WTS | DOT control | Colors | UltraVelour matte finish | | |
| 7240 | | | | | | | | | | | |
| 186 | ELLIPSE 7240 Flat or rolled deck 72" x 40" x 21" | 👤👤 | \$2,970 | \$490 | \$950 | \$925 | \$1,125 | \$370 | Incl. | — | — |
| 182 | INUA 7240# 72" x 40" x 23" | 👤👤 | \$5,470 | \$490 | \$950 | \$925 | \$1,125 | \$370 | Incl. | — | \$650 |
| 220 | MONARCH 7240 Standard or Grand Luxury 72" x 40" x 21" | 👤👤 | S \$4,230 GL \$8,745 | — | \$950 | \$925 | \$1,125 | \$370 | Incl. | — | \$650 |
| 7242 | | | | | | | | | | | |
| 148 | AMMA 7242 72" x 42" x 22" | 👤👤 | \$5,060 | \$490† | \$950° | \$925 | \$1,125 | \$370 | Incl. | — | — |
| 150 | AMMA OVAL 7242 Raised or flat deck 72" x 42" x 22" | 👤👤 | \$5,060 | \$490 | \$950° | \$925 | \$1,125 | \$370 | Incl. | — | — |
| 172 | ELEGANCIA 7242†† 72" x 42" x 21" | 👤👤 | \$3,420 | \$490† | \$950° | \$925 | \$1,125 | \$370 | Incl. | — | — |
| 232 | ORIGAMI 7242# Original Series 72" x 42" x 22" | 👤👤 | \$3,890 | \$490† | \$950 | \$925 | \$1,125 | \$370 | Incl. | — | \$650 |
| | | | | | | | | | | | |

Note: Geysair® technology is included in all BainUltra ThermoMasseurs®.

† When tiling flange is added, the AromaCloud® will automatically be installed on the opposite side of the flange.

†† All contours are available at the same price.

††† Optional deck color Black, Crystal Rock, and Copper.

Slim deck available at same price.

* Available with or without integrated tile flange.

** Integrated tile flange & skirt.

‡ The MiaPlus® Control is included when purchasing this option.

◇ When purchasing an AromaFlow on Amma and Elegancia models, the Grab Bars can not be installed.

THERAPEUTIC CARE UNIT

VEDANA®

| Model | Dimensions | MiaPlus® Control | Price |
|---------------------------------------|--------------------|------------------|----------|
| Vedana (White 01, Biscuit 02) BVEDANA | 21" x 80" x 9 1/2" | Incl. | \$11,200 |

COMPLEMENTARY PRODUCTS

AKAŠA®

| Model | Price |
|--|-------|
| Bath Pillow BPILLOW | \$240 |
| Comfort Cushion (Grey 05, Black 06) BCUSHION-XX | \$540 |
| Nordic Spirit Essential Oils (15 ml bottle) Essential oils blend for the AromaCloud® and AromaFlow essential oil diffusers, and the Vedana®. | \$25 |

SUMMARY PRICE LIST

ACCESSORIES

QUARTZ SKIRTS

Quartz skirts are available in the same colors as the Monarch deck.

When ordering a Quartz skirt, it is essential to specify the model and color. Quartz skirts are optional.

| Model | SKIRT 6018 60" x 18 7/8" BSM6018-XX | SKIRT 6618 66" x 18 5/8" BSM6618-XX | SKIRT 7220 72" x 20" BSM7220-XX |
|--|---|---|---------------------------------------|
| Grey Expo ²¹ | \$1,195 | \$1,315 | \$1,500 |
| Jet Black ²³ , Lagos Blue ²⁴ | \$1,315 | \$1,380 | \$1,620 |
| Quasar Light ²⁵ | \$1,860 | \$1,980 | \$2,275 |
| Piatra Grey ²⁶ , Bianco Drift ³¹ , Woodlands ³⁰ | \$1,915 | \$2,100 | \$2,395 |
| Statuario Maximus ²⁹ | \$2,700 | \$2,940 | \$3,350 |

SKIRTS (OPTION)

| Model | Sold with bath | | Sold separately | |
|---|----------------|---------|---|---------|
| MultiFit (Adjustable, 2 pieces, skirt panel and toe kick) Fits most rectangular bath models with standard 1 1/2" deck (White ⁰¹ , Biscuit ⁰²) | BSMUL-XX | \$600 | BSSMUL60-XX BSSMUL66-XX BSSMUL72-XX | \$670 |
| SJ-1 (1 piece) Fits most rectangular bath models (White ⁰¹ , Biscuit ⁰²) | BSJ1-XX | \$715 | BSSJ160-XX BSSJ166-XX BSSJ172-XX | \$785 |
| SJ-3 SE (6 pieces) Sensation (White ⁰¹ , Biscuit ⁰²) | BSJ3SE-XX | \$1,310 | BSSJ3SE-XX | \$1,385 |

WASTE & OVERFLOW

| Finish | Integrated waste and overflow* | | 16" X 35" | D13 (Balneo®) | D14 (Elegancia®) |
|---|--------------------------------|-------------|------------|---------------|------------------|
| | BOVERIN-XX | BOVERINI-XX | BOVER16-XX | BOVERD13-XX | BOVERD14-XX |
| White ⁰¹ , Biscuit ⁰² | \$235 | \$0 | \$290 | N/A | \$265 |
| Chrome ⁰⁷ | \$235 | \$0 | \$260 | \$490 | \$250 |
| Brushed Nickel ⁰⁹ , Polished Nickel ¹⁰ | \$235 | \$0 | \$400 | \$500 | \$270 |
| Oil-rubbed Bronze ¹¹ | N/A | \$0 | \$400 | \$500 | N/A |
| Matte Black ¹⁹ , Satin Brass ¹⁸ | \$355 | \$120 | N/A | N/A | N/A |
| Unplated ⁰⁰ | N/A | N/A | N/A | \$500 | N/A |
| If required by construction code: | | | | | |
| Brass waste and overflow kit BDRCOB | | | | | \$240 |
| Brass waste kit BDRCB | | | | | \$60 |
| Cable driven brass waste & overflow kit BOVERBR | | | | | \$240 |

* Factory installed only and available as an option on collections Inua, Amma, Origami, and the Essencia 6838 model.

ACCESSORIES (Cont'd)

ULTRAVELOUR FINISH (OPTION)

| Description | Price |
|---|---------|
| UltraVelour Finish Drop-in and Alcove baths BVEL1 | \$650 |
| UltraVelour Finish Freestanding baths* BVEL2 | \$850 |
| UltraVelour Finish Freestanding Baths: Esthesia 6436, Libra Oval 6635 and Libra Stella 7038 BVEL3 | \$1,025 |

* And Essencia Oval 7236 (Drop-in)

OTHER ACCESSORIES

| Model | Price |
|---|-----------|
| Island Tub Drain™ BISLDD | \$260 |
| Air Intake* BAIRINT | \$120 |
| Air Intake and Island Tub Drain™ BAIRISLD | \$350 |
| Cast Iron Island Tub Drain™ BISLDDCI | \$310 |
| Air Intake installation | \$285 net |

* For Nokori rectangular bath models only

GRAB BARS

OPTIONAL COLOR
(upcharge applicable)

| Model | Single | Pair | Clear Acrylic BGBG10-XX |
|---|--------|-------|--|
| | | | Chrome 07 or Brushed Nickel 09 inserts |
| Amma 6036, 6636 & 6638 | N/A | \$190 | \$60 |
| Amma 7236, 7242, Oval 7242 & Oval 7242 (FS) | N/A | \$355 | \$60 |
| Elegancia 7242, 7236, 6636 & 6642 | N/A | \$355 | \$60 |
| Essencia Oval 7236 | N/A | \$355 | \$60 |
| Essencia 6838 & Inua 6036, 6636 & 7240 | N/A | \$355 | \$60 |
| Sensation | \$170 | N/A | \$60 |

ARMRESTS & FEET

COLOR
(upcharge applicable)

| Model | White 01 | Chrome 07 , Brushed Nickel 09 , Polished Nickel 10 | Satin Brass 18 , Matte Black 19 |
|--|--------------------------|---|--|
| Scala armrests (2) BGBSG-XX | N/A | \$1,950 | \$1,300 |
| Scala feet BFEETSC-XX | N/A | \$1,100 | Incl. |
| Universal Armrests* BGBGU-XX | \$750 | N/A | N/A |

* Available for Bain de Ville, Balneo, Charism, Citti, Esthesia, Evanesence, Libra, Nokori, Opalia, Origami, & Vibe Collections except the Libra Oval 6635, and Origami 6030 bath models.

SUMMARY PRICE LIST

ACCESSORIES (Cont'd)

OTHER – BALNEO® COLLECTION ONLY For exposed air pipe. (For air supply)

| Model | Price |
|---|-------|
| Decorative pipe (1 1/2" x 6") BPIPE6-XX | \$55 |
| Decorative pipe (1 1/2" x 24") BPIPE24-XX | \$200 |
| Pipe concealer (3" x 5 1/4") for Cella only BPIPEC-XX | \$105 |
| Elbow (45°) BELB45-XX | \$80 |
| Elbow (90°) BELB90-XX | \$105 |

TILE FLANGE

| Model | Price |
|--|-------|
| Ordered with bath OR Sold separately for Nokori bath (not installed) BTILEN | \$79 |
| Sold separately BTILEA | \$95 |
| Factory-installed. Front BTILEF , Back BTILEB , Right BTILER , Left BTILEL , Special installation BTILEO | \$155 |

REPLACEMENT PARTS

| Model | Price |
|-------|-------|
|-------|-------|

DOT CONTROL

| | |
|--|-------|
| Dot only - For TUB [soaker] only (sold separately) BSDOT | \$130 |
|--|-------|

MIA® CONTROL & TURBINE

| | |
|---|-------|
| Mia®. Standard color: White 01 , Biscuit 02 (sold separately) BSMIA-XX | \$165 |
| MiaPlus®. Standard color: White 01 , Biscuit 02 (sold separately) BSMIAP-XX | \$410 |
| Turbine for Mia® and MiaPlus® (with Geysair) TUR4STD-JETS | \$665 |
| Turbine for MiaPlus® – 1 heated backrest (without Geysair) TUR4STD | \$665 |
| Turbine for 2 heated backrests (without Geysair) TUR4DDC | \$910 |

OTHER COMPONENTS

| | |
|--|------|
| 15' extension cord for MiaPlus® & Vedana® # 15303015 | \$90 |
| 15' replacement cord for MiaPlus® & Vedana® # 15201520 | \$75 |
| 15' Geysair® extension cord # 22000131 | \$45 |



FINESTONE® SOLID SURFACE THERAPEUTIC BATHS



© CELESTIA 6635




REFINEMENT BEYOND COMPARE

CELESTIA 6233

62" x 33" x 24" (FREESTANDING)

Celestia™ is feminine, ethereal and strong. As a beautiful work of art in a museum, Celestia is the center piece of any bathroom, a jewel that captures attention and pleases the eye.

CELESTIA™

| PRODUCT NO. | | | |
|---|---|---|----|
| MODEL | | TUB | |
| Freestanding | | BCE5OF00F | |
| TUB Soaker | |  | |
| | | \$8,000 | |
| FEATURES | | | |
| Installation type | | Freestanding | |
| No. of bathers |  | Imp. gallons | 47 |
| US gallons | 57 | Armrests | 2 |
| INTEGRATED WASTE & OVERFLOW BOVERINI-xx p. 10 | | | |
| Matte White** 32, Chrome 07, Brushed Nickel 09, Polished Nickel 10 | | Installed & Included | |
| STANDARD COLOR p. 13 | | | |
|  White 01 | | Included | |
| FINISH | | | |
| Satin Finish | | Included | |

OPTIONS (UPCHARGE APPLICABLE)

INTEGRATED WASTE & OVERFLOW BOVERINI-XX p. 10

Matte Black 19, Satin Brass 18 \$120

ISLAND TUB DRAIN™* p. 11

Island Tub Drain™ BSLDD \$260

Cast Iron Island Tub Drain™ BSLDDCI \$310

IF REQUIRED BY CONSTRUCTION CODE OR INSTALLED WITH ITD*

Brass waste kit BDRCBF
Matte White** 32, Chrome 07, Brushed Nickel 09, Polished Nickel 10, Matte Black 19, Satin Brass 18 \$60



Don't forget to indicate the finish for the Integrated waste & overflow and, if needed, for the Brass waste kit.

* An Island Tub Drain™ and the Brass waste kit are required when there is **no access under the bath**.

** On a FineStone bath, the white Integrated waste & overflow has a Matte Finish.

TO ORDER

Complete the **ORDER FORM** in the bainultra.com/interactive-price-list or on bainultra.com/extranet or send your PO to orderdesk@bainultra.com



Made with FineStone®

FineStone® is a high quality solid surface material composed of refined minerals and pure acrylic. Designed with care, this material is non porous, hygienic, and thermal insulant. Its satin finish is easy to clean and will maintain its properties through time.

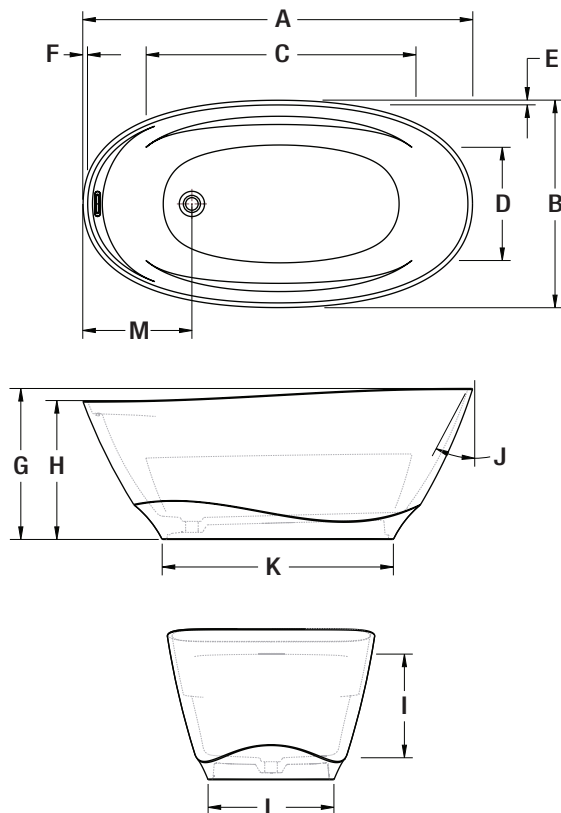


CELESTIA 6233 (FREESTANDING)



CELESTIA™

INSTALLATION



| LETTER | DESCRIPTION | MEASURE |
|--------|-------------------------------|----------|
| A | Total length | 62" |
| B | Total width | 33" |
| C | Bathing well length | 42 7/8" |
| D | Bathing well width | 22 3/16" |
| E | Deck width | 3/4" |
| F | Deck width | 3/4" |
| G | Total maximal height | 24" |
| H | Total minimal height | 22" |
| I | Maximum water level | 16 1/2" |
| J | Slope of backrest | 28° |
| K | Base length | 36 3/4" |
| L | Base width | 20" |
| M | Outer edge to center of drain | 17 5/16" |

TECHNICAL SPECIFICATIONS

Other Faucet must be freestanding or wall-mounted.

Our products must be installed by certified professionals only and according to our Installation Instructions as well as federal, provincial/state and local building codes and regulations (www.bainultra.com/dealers/dealer-documentation-and-catalog).

Cutting template # 90000084

Approx. shipping weight 300 lb

WARRANTY

Bath* 20 years

* Some restrictions apply | www.bainultra.com/warranty

The specifications shown indicate the outer edge dimension and the inside bathing capacity. The manufacturer accepts a 1/4" [0.64 cm] variance. There are variations on each product and specifications are subject to change as we improve upon our product as required. The dimensions needed for site preparation and structure building will differ. BainUltra® assumes no responsibility for preparatory work done prior to the product being on site.

CELESTIA 6635

66" x 35" x 25" (FREESTANDING)

Celestia™ is feminine, ethereal and strong. As a beautiful work of art in a museum, Celestia is the center piece of any bathroom, a jewel that captures attention and pleases the eye.

CELESTIA™

PRODUCT NO.

| MODEL | TUB |
|--------------|-----------|
| Freestanding | BCEHOF00F |

TUB
Soaker



\$8,600

FEATURES

| | | | |
|-------------------|--------------|--------------|----|
| Installation type | Freestanding | | |
| No. of bathers | 2 | Imp. gallons | 61 |
| US gallons | 74 | Armrests | 2 |

INTEGRATED WASTE & OVERFLOW [BOVERINI-XX](#) p. 10

| | |
|--|----------------------|
| Matte White** 32, Chrome 07, Brushed Nickel 09, Polished Nickel 10 | Installed & Included |
|--|----------------------|

STANDARD COLOR p. 13

| | |
|---|----------|
|  | Included |
| White 01 | |

FINISH

| | |
|--------------|----------|
| Satin Finish | Included |
|--------------|----------|

OPTIONS (UPCHARGE APPLICABLE)

INTEGRATED WASTE & OVERFLOW [BOVERINI-XX](#) p. 10

| | |
|--------------------------------|-------|
| Matte Black 19, Satin Brass 18 | \$120 |
|--------------------------------|-------|

ISLAND TUB DRAIN™** p. 11

| | |
|--|-------|
| Island Tub Drain™ BISLDD | \$260 |
| Cast Iron Island Tub Drain™ BISLDDCI | \$310 |

IF REQUIRED BY CONSTRUCTION CODE OR INSTALLED WITH ITD*

| | |
|--|------|
| Brass waste kit BDRCBF | \$60 |
| Matte White** 32, Chrome 07, Brushed Nickel 09, Polished Nickel 10, Matte Black 19, Satin Brass 18 | |



Don't forget to indicate the finish for the Integrated waste & overflow and, if needed, for the Brass waste kit.

* An Island Tub Drain™ and the Brass waste kit are required when there is **no access under the bath**.

** On a FineStone bath, the white Integrated waste & overflow has a Matte Finish.

TO ORDER

Complete the **ORDER FORM** in the bainultra.com/interactive-price-list or on bainultra.com/extranet or send your PO to orderdesk@bainultra.com



Made with FineStone®

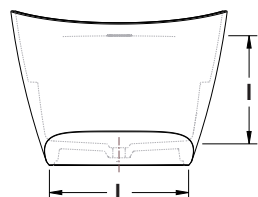
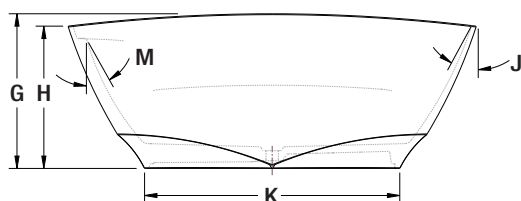
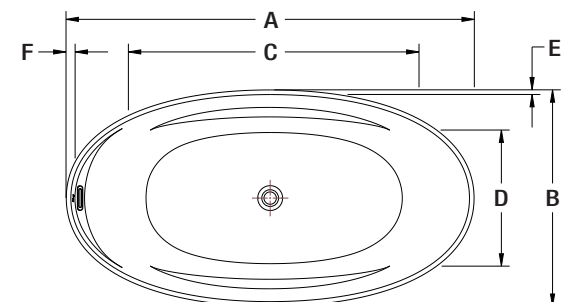
FineStone® is a high quality solid surface material composed of refined minerals and pure acrylic. Designed with care, this material is non porous, hygienic, and thermal insulant. Its satin finish is easy to clean and will maintain its properties through time.



CELESTIA 6635 (FREESTANDING)



INSTALLATION



| LETTER | DESCRIPTION | MEASURE |
|--------|-----------------------------------|---------|
| A | Total length | 66" |
| B | Total width | 35" |
| C | Bathing well length | 47" |
| D | Bathing well width | 25 1/2" |
| E | Deck width | 3/4" |
| F | Deck width | 3/4" |
| G | Total maximal height | 25" |
| H | Total minimal height | 23" |
| I | Maximum water level | 17 1/2" |
| J | Slope of backrest | 28 1/2° |
| K | Base length | 41 1/4" |
| L | Base width | 22 1/2" |
| M | Slope of backrest (overflow side) | 29 1/2° |

TECHNICAL SPECIFICATIONS

Other Faucet must be freestanding or wall-mounted.

Our products must be installed by certified professionals only and according to our Installation Instructions as well as federal, provincial/state and local building codes and regulations (www.bainultra.com/dealers/dealer-documentation-and-catalog).

Cutting template # 90000085

Approx. shipping weight 330 lb

WARRANTY

Bath* 20 years

* Some restrictions apply | www.bainultra.com/warranty

The specifications shown indicate the outer edge dimension and the inside bathing capacity. The manufacturer accepts a 1/4" [0.64 cm] variance. There are variations on each product and specifications are subject to change as we improve upon our product as required. The dimensions needed for site preparation and structure building will differ. BainUltra® assumes no responsibility for preparatory work done prior to the product being on site.

OPUS 6434

64" x 34" x 25" (FREESTANDING)


A symphony of lines and curves inspired by the creative genius of the artist.

NEW

OPUS


PRODUCT NO.

| MODEL | TMU | TUB |
|--------------|-----------|-----------|
| Freestanding | BOS2RF00S | BOS2RF00F |

| | |
|---|-----------------|
| THERMOMASSEUR (TMU) Hydro-thermo massage • Air jet system  | \$11,750 |
| Jets | 42 |
| 1 heated backrest | Included |
| MiaPlus® Control (not installed) | Included |
| BU-Touch Control Application BUTOUCH | Included |

| | |
|--|----------------|
| TUB Soaker  | \$8,900 |
|--|----------------|

FEATURES

| | | | | |
|-------------------|---|--------|--------------|------------------|
| Installation type | Freestanding | | | |
| No. of bathers |  | | Imp. gallons | TMU 62 TUB 68 |
| US gallons | TMU 74 | TUB 81 | Armrests | 2 |

INTEGRATED WASTE & OVERFLOW [BOVERINI-XX](#) p. 10

| | |
|---|----------------------|
| Matte White** 32 , Chrome 07 , Brushed Nickel 09 , Polished Nickel 10 | Installed & Included |
|---|----------------------|

STANDARD COLOR p. 13

| | |
|---|----------|
|  | Included |
| White 01 | |

FINISH

| | |
|--------------|----------|
| Satin Finish | Included |
|--------------|----------|

OPTIONS (UPCHARGE APPLICABLE)

INTEGRATED WASTE & OVERFLOW [BOVERINI-XX](#) p. 10

| | |
|---|-------|
| Matte Black 19 , Satin Brass 18 | \$120 |
|---|-------|

ISLAND TUB DRAIN™* p. 11

| | |
|--|-------|
| Island Tub Drain™ BISLDD | \$260 |
| Cast Iron Island Tub Drain™ BISLDDCI | \$310 |

IF REQUIRED BY CONSTRUCTION CODE OR INSTALLED WITH ITD*

| | |
|---|------|
| Brass waste kit BDRCBF Matte White** 32 , Chrome 07 , Brushed Nickel 09 , Polished Nickel 10 , Matte Black 19 , Satin Brass 18 | \$60 |
|---|------|



Don't forget to indicate the finish for the Integrated waste & overflow and, if needed, for the Brass waste kit.

* An Island Tub Drain™ and the Brass waste kit are required when there is **no access under the bath**.

** On a FineStone bath, the white Integrated waste & overflow has a Matte Finish.


TO ORDER

Complete the **ORDER FORM** in the [bainultra.com/interactive-price-list](#) or on [bainultra.com/extranet](#) or send your PO to orderdesk@bainultra.com



Made with FineStone®

FineStone® is a high quality solid surface material composed of refined minerals and pure acrylic. Designed with care, this material is non porous, hygienic, and thermal insulant. Its satin finish is easy to clean and will maintain its properties through time.

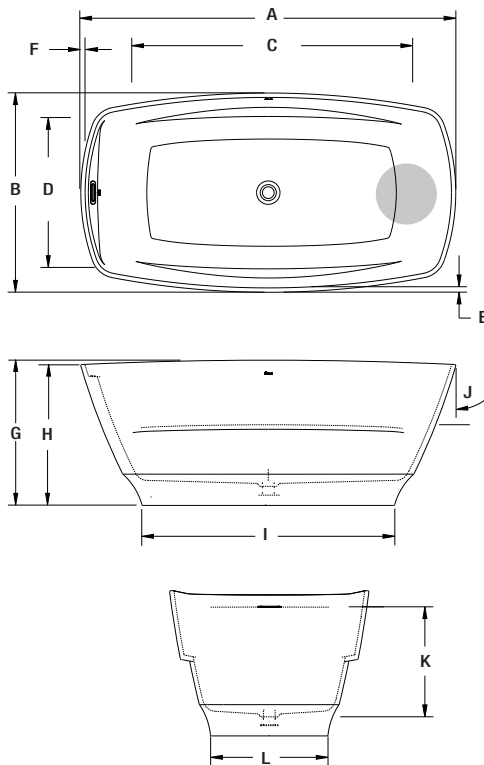


OPUS 6434 (FREESTANDING)



OPUS

INSTALLATION



| LETTER | DESCRIPTION | MEASURE | |
|--------|----------------------|-----------|-----------|
| | | TMU | TUB |
| A | Total length | 64" | 64" |
| B | Total width | 34" | 34" |
| C | Bathing well length | 48 15/16" | 47 15/16" |
| D | Bathing well width | 22 1/16" | 23 1/8" |
| E | Deck width | 1 5/8" | 3/4" |
| F | Deck width | 3/4" | 3/4" |
| G | Total maximal height | 24 3/4" | 24 3/4" |
| H | Total minimal height | 24" | 24" |
| I | Base length | 45 5/16" | 43 1/16" |
| J | Slope of backrest | 19° | 23° |
| K | Maximum water level | 18" | 18 1/4" |
| L | Base width | 23" | 20 1/16" |

● Indicates heated backrest (TMU)

TECHNICAL SPECIFICATIONS

| | | TMU | TUB |
|---|---|------------|-----|
| Hot water supply required | The hot water supply should be 70% or more of the bath's total water capacity. | | |
| Turbine | Access to the pump must be at least 18" x 22". Standard connection is a 15A, 120 V, 60 Hz , dedicated lines with a GFCI. Air vent necessary: 2" x 4" minimum. | | |
| Others | <ul style="list-style-type: none"> - The turbine must be remotely installed. - Faucet must be freestanding or wall-mounted. - Controls cannot be installed on the deck of the bath. | | |
| Our products must be installed by certified professionals only and according to our Installation Instructions as well as federal, provincial/state and local building codes and regulations (www.bainultra.com/dealers/dealer-documentation-and-catalog). | | | |
| Cutting template | # 90000089 | # 90000088 | |
| Approx. bathtub weight | 380 lb | 285 lb | |
| Turbine power | | 550 W | |
| Air Heater | | 600 W | |
| WARRANTY | | | |
| Controls | | 5 years | |
| Bath & turbine* | | 20 years | |

* Some restrictions apply | www.bainultra.com/warranty

The specifications shown indicate the outer edge dimension and the inside bathing capacity. The manufacturer accepts a 1/4" [0.64 cm] variance. There are variations on each product and specifications are subject to change as we improve upon our product as required. The dimensions needed for site preparation and structure building will differ. BainUltra® assumes no responsibility for preparatory work done prior to the product being on site.



FREESTANDING THERAPEUTIC BATHS



© LIBRA OVAL 6635

A SOPHISTICATED LINE OF PRODUCTS



EVANESCENCE OVAL 6636



SCALA 6638



CHARISM 5736



LIBRA AURORA 6634



NOKORI 7131

AMMA OVAL 7242 NARROW BASE

72" x 42" x 27" (FREESTANDING)

Amma takes its origin in the word "massage" as represented by two Chinese characters, AN and MO, meaning "calm through touch."

PRODUCT NO.

| MODEL | TMU | TUB |
|-------------|--------------|--------------|
| Flat deck | BAMVOFS0T-XX | BAMVOFS0N-XX |
| Raised deck | BAMVOFR0T-XX | BAMVOFR0N-XX |

THERMOMASSEUR (TMU)

Hydro-thermo massage • Air jet system

\$11,255

| | |
|--------------------------------------|----------|
| Jets | 58 |
| 2 heated backrests & headrests* | Included |
| MiaPlus® Control | Included |
| BU-Touch Control Application BUTOUCH | \$430 |
| Geysair® | Included |
| AromaCloud*** BAROMAC | \$490 |
| AromaFlow***** BAROMAF NEW | \$950 |
| Illuzio Chromatherapy BCHRO6 | \$925 |

TUB

Soaker

\$8,780

| | |
|-----------------------------------|-----------------------|
| AromaCloud*** BAROMAC | \$490 |
| AromaFlow***** BAROMAF NEW | \$950 |
| Illuzio Chromatherapy BCHRO6 | \$925 |
| WarmTouchShell® BWTS | \$1,125 |
| DOT control | Included with therapy |
| 2nd WarmTouchShell® BWTS2 | \$370 |

FEATURES

| | |
|-------------------------|--------------|
| Installation type | Freestanding |
| No. of bathers | 2 |
| US gallons | 65 |
| Imp. gallons | 54 |
| Raised seats | 2 |
| Inverted V | 2 |
| Armrests | 4 |
| Grab bars (color match) | 2 |

WASTE & OVERFLOW 16" x 35" BOVER16I-XX p.10

| | |
|--|----------------------|
| White 01, Biscuit 02, Chrome 07, Brushed Nickel 09, Polished Nickel 10, Oil-rubbed Bronze 11 | Installed & Included |
|--|----------------------|

STANDARD COLOR p. 13

| | | |
|----------|------------|----------|
| White 01 | Biscuit 02 | Included |
|----------|------------|----------|

STANDARD BASE COLOR BAMBASE-XX

| | |
|-----------------------|----------|
| Same as bath color XX | Included |
|-----------------------|----------|

With flat deck

OPTIONS (UPCHARGE APPLICABLE)

CLEAR ACRYLIC GRAB BARS BGBG10-XX p.12

| | |
|---|------|
| With Chrome 07 or Brushed Nickel 09 inserts | \$60 |
|---|------|

INTEGRATED WASTE & OVERFLOW (installed) BOVERIN-XX p.10

| | |
|--|-------|
| White 01, Biscuit 02, Chrome 07, Brushed Nickel 09, Polished Nickel 10 | \$235 |
| Matte Black 19, Satin Brass 18 | \$355 |

ISLAND TUB DRAIN™**** p.11

| | |
|--------------------------------------|-------|
| Island Tub Drain™ BISLDD | \$260 |
| Cast Iron Island Tub Drain™ BISLDDCI | \$310 |

IF REQUIRED BY CONSTRUCTION CODE

| | |
|---|-------|
| Brass waste & overflow kit**** BDRCOB | \$240 |
| Brass waste kit**** BDRCB | \$60 |
| 16" x 35" Cable driven brass waste & overflow kit BOVERBR | \$240 |



Don't forget to indicate **raised or flat deck**. Specify the finish **for the waste & overflow**. The turbine must be remotely installed.

* Independently controlled.

** The AromaCloud® is built into the deck (factory installed).

*** An Island Tub Drain™ is required when there is **no access under the bath**. ITD is available only with the 16" x 35" Cable driven brass waste & overflow kit.

**** When ordered with integrated waste & overflow.

***** When ordering an AromaFlow, an Integrated waste & overflow is mandatory (Upcharge). Specify the finish of the waste.

With the AromaFlow, the included Grab Bars can not be installed.

TO ORDER

Complete the **ORDER FORM** in the bainultra.com/interactive-price-list or on bainultra.com/extranet or send your PO to orderdesk@bainultra.com

FOR THE INSTALLER

SCAN TO VIEW INSTALLATION VIDEO (3:20 MIN)





AMMA OVAL 7242 NARROW BASE (FREESTANDING)



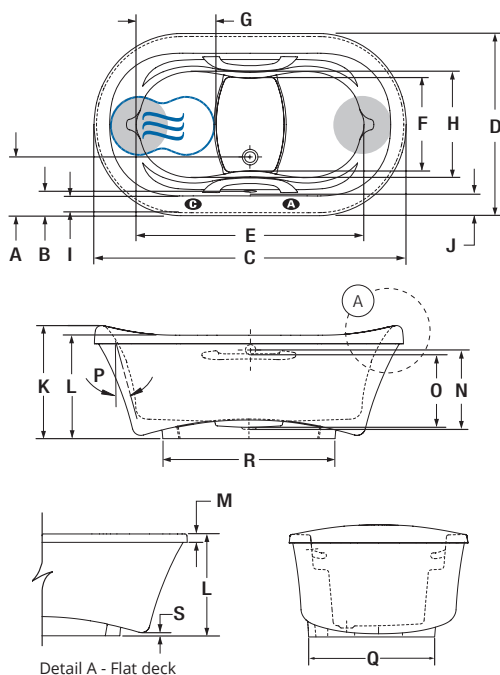
Raised deck



Flat deck

INSTALLATION

Available with raised or flat deck.



Detail A - Flat deck

| LETTER | DESCRIPTION | MEASURE |
|--------|---|---------|
| A | Outside edge to center drain | 13 1/2" |
| B | Outside edge to overflow | 5 3/8" |
| C | Total length | 72" |
| D | Total width | 42" |
| E | Bathing well length | 52 1/4" |
| F | Bathing well width at center zone | 21 3/8" |
| G | Raised seat length | 18 5/8" |
| H | Raised seat width | 24" |
| I | Flat surface width | 3 7/8" |
| J | Deck width | 5 1/4" |
| K | Height from bottom of bath to top deck | 26 3/8" |
| L | Height from bottom of bath to top deck | 24 1/8" |
| M | Height from bottom of lip to top deck | 2" |
| N | Height from bottom of drain to center of overflow | 18 1/8" |
| O | Maximum water level (Waste & overflow 16" x 35") | 16 3/8" |
| | Maximum water level (Integrated waste & overflow) | 17 3/8" |
| | Maximum water level with AromaFlow | 16 3/4" |
| P | Slope of backrests | 18° |
| Q | Base Width | 28 1/2" |
| R | Base Length | 40 1/8" |
| S | Height from bottom of bath to floor | 3/4" |

- A AromaCloud® position
C Control position when factory-installed (Mia® or DOT)

- Indicates heated backrest (TMU)
 Indicates WarmTouchShell® position (TUB)

TECHNICAL SPECIFICATIONS

| | |
|----------------------------------|---|
| Hot water supply required | The hot water supply should be 70% or more of the bath's total water capacity. |
| Turbine | Access to the pump must be at least 18" x 22". Standard connection is two (2) dedicated breakers: One is 20A, 120 V, 60 Hz, and the other 15A, 120 V, 60 Hz, dedicated lines with a GFCI. Air vent necessary: 2" x 4" minimum. |
| Others | <ul style="list-style-type: none"> - The Geysair® is located on the same side as the heated backrest. It must NOT be relocated. It must be connected to the hot water supply and be accessible (provide access). - There is a height difference for the flat deck (see drawing Detail A). - Faucets may be installed on deck of bath on the drain & overflow side. - Overflow preinstalled for easier in-home fitting. - The turbine must be remotely installed. - The water level will vary when an AromaFlow is installed. |

Our products must be installed by certified professionals only and according to our Owner's Manual as well as federal, provincial/state and local building codes and regulations (www.bainultra.com/dealers/dealer-documentation-and-catalog).

The specifications shown indicate the outer edge dimension and the inside bathing capacity dimension measured at air jets' height. The manufacturer accepts a 1/4" [0.64 cm] variance. There are variations on each product and specifications are subject to change as we improve upon our product as required. The dimensions needed for site preparation and structure building will differ. BainUltra® assumes no responsibility for preparatory work done prior to the product being on site.

| | |
|--------------------------------|------------|
| Cutting template | # 90000059 |
| Approx. shipping weight | 290 lb |
| Turbine power | 550 W |
| Air heater | 600 W |
| WARRANTY | |
| Controls-LED-Geysair* | 5 years |
| Bath & turbine* | 20 years |

* Some restrictions apply | www.bainultra.com/warranty

AMMA OVAL 7242

72" x 42" x 28" (FREESTANDING)

Amma takes its origin in the word "massage" as represented by two Chinese characters, AN and MO, meaning "calm through touch."



PRODUCT NO.

| MODEL | TMU | TUB |
|-------------|--------------|--------------|
| Flat deck | BAMVOFN0T-XX | BAMVOFN0N-XX |
| Raised deck | BAMVOFP0T-XX | BAMVOFP0N-XX |

THERMOMASSEUR (TMU)

Hydro-thermo massage • Air jet system

\$12,645

| | |
|--------------------------------------|----------|
| Jets | 58 |
| 2 heated backrests & headrests* | Included |
| MiaPlus® Control | Included |
| BU-Touch Control Application BUTOUCH | \$430 |
| Geysair® | Included |
| AromaCloud*** BAROMAC | \$490 |
| AromaFlow***** BAROMAF NEW | \$950 |
| Illuzio Chromatherapy BCHRO6 | \$925 |

TUB

Soaker

\$9,725

| | |
|-----------------------------------|-----------------------|
| AromaCloud*** BAROMAC | \$490 |
| AromaFlow***** BAROMAF NEW | \$950 |
| Illuzio Chromatherapy BCHRO6 | \$925 |
| WarmTouchShell® BWTS | \$1,125 |
| DOT control | Included with therapy |
| 2nd WarmTouchShell® BWTS2 | \$370 |

FEATURES

| | |
|-------------------|--------------|
| Installation type | Freestanding |
| No. of bathers | 2 |
| US gallons | 65 |
| Imp. gallons | 54 |
| Raised seats | 2 |

WASTE & OVERFLOW 16" x 35" BOVER16I-XX p.10

| | |
|--|----------------------|
| White 01, Biscuit 02, Chrome 07, Brushed Nickel 09, Polished Nickel 10, Oil-rubbed Bronze 11 | Installed & Included |
|--|----------------------|

STANDARD COLOR p.13

| | | |
|----------|------------|----------|
| White 01 | Biscuit 02 | Included |
|----------|------------|----------|

STANDARD BASE COLOR BAMBASE-XX

| | |
|-----------------------|----------|
| Same as bath color XX | Included |
|-----------------------|----------|

With flat deck

OPTIONS (UPCHARGE APPLICABLE)

CLEAR ACRYLIC GRAB BARS BGBG10-XX p.12

| | |
|---|------|
| With Chrome 07 or Brushed Nickel 09 inserts | \$60 |
|---|------|

INTEGRATED WASTE & OVERFLOW (installed) BOVERIN-XX p.10

| | |
|--|-------|
| White 01, Biscuit 02, Chrome 07, Brushed Nickel 09, Polished Nickel 10 | \$235 |
| Matte Black 19, Satin Brass 18 | \$355 |

ISLAND TUB DRAIN™**** p.11

| | |
|--------------------------------------|-------|
| Island Tub Drain™ BISLDD | \$260 |
| Cast Iron Island Tub Drain™ BISLDDCI | \$310 |

IF REQUIRED BY CONSTRUCTION CODE

| | |
|---|-------|
| Brass waste & overflow kit**** BDRCOB | \$240 |
| Brass waste kit**** BDRCB | \$60 |
| 16" x 35" Cable driven brass waste & overflow kit BOVERBR | \$240 |



Don't forget to indicate **raised or flat deck**. Specify the **finish for the waste & overflow**.

* Independently controlled.

** The AromaCloud® is built into the deck (factory installed).

*** An Island Tub Drain™ is required when there is **no access under the bath**.

**** When ordered with integrated waste & overflow.

***** When ordering an AromaFlow, an Integrated waste & overflow is mandatory (Upcharge). Specify the finish of the waste.

With the AromaFlow, the included Grab Bars can not be installed.

TO ORDER

Complete the **ORDER FORM** in the bainultra.com/interactive-price-list or on bainultra.com/extranet or send your PO to orderdesk@bainultra.com

FOR THE INSTALLER

SCAN TO VIEW INSTALLATION VIDEO (3:20 MIN)





AMMA OVAL 7242 (FREESTANDING)



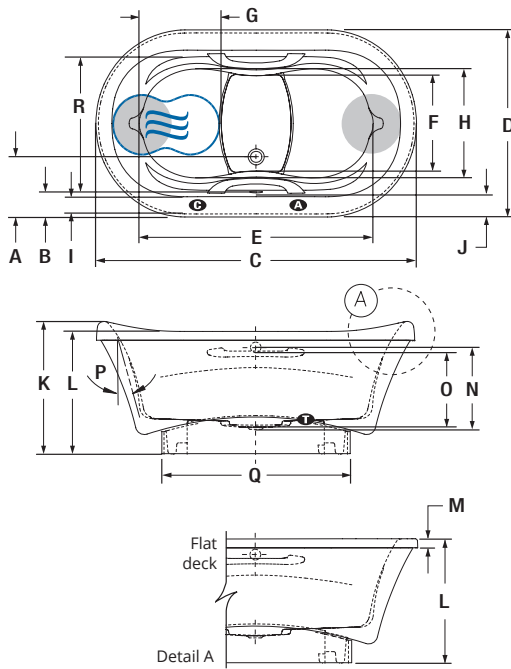
Raised deck



Flat deck

INSTALLATION

Available with raised or flat deck.



| LETTER | DESCRIPTION | MEASURE |
|--------|---|-------------------------------|
| A | Outside edge to center drain | 13 1/2" |
| B | Outside edge to overflow | 5 3/8" |
| C | Total length | 72" |
| D | Total width | 42" |
| E | Bathing well length | 52 1/4" |
| F | Bathing well width at foot area | 21 3/8" |
| G | Raised seat length | 18 5/8" |
| H | Raised seat width | 24" |
| I | Flat surface width | 3 7/8" |
| J | Deck width | 5 1/4" |
| K | Total height to headrest | 29 7/8" |
| L | Height from bottom of bath to top deck | 27 5/8" |
| M | Height from bottom of lip to top deck | 2" |
| N | Height from bottom of drain to center of overflow | 18 1/8" |
| O | Maximum water level (Waste & overflow 16" x 35") Maximum water level (Integrated waste & overflow) Maximum water level with AromaFlow | 16 3/8" 17 3/8" 16 3/4" |
| P | Slope of backrests | 18° |
| Q | Base length | 42 5/8" |
| R | Base width | 28 5/8" |

- A** AromaCloud® position
C Control position when factory-installed (Mia® or DOT)

- T** Turbine position (TMU)
 Indicates heated backrest (TMU)
 Indicates WarmTouchShell® position (TUB)

TECHNICAL SPECIFICATIONS

| | |
|---------------------------|--|
| Hot water supply required | The hot water supply should be 70% or more of the bath's total water capacity. |
| Turbine | Access to the pump must be at least 18" x 22". Standard connection is two (2) dedicated breakers: One is 20A, 120 V, 60 Hz, and the other 15A, 120 V, 60 Hz, dedicated lines with a GFCI. Air vent necessary: 2" x 4" minimum. |
| Others | <ul style="list-style-type: none"> The Geysair® is located on the same side as the heated backrest. It must NOT be relocated. It must be connected to the hot water supply and be accessible (provide access). There is a height difference for the flat deck (see drawing Detail A). Turbine located under bath and accessible by a removable base cover. Faucets may be installed on deck of bath. Overflow preinstalled for easier in-home fitting. Specify flat or raised deck. - The water level will vary when an AromaFlow is installed. |

Our products must be installed by certified professionals only and according to our Owner's Manual as well as federal, provincial/state and local building codes and regulations (www.bainultra.com/dealers/dealer-documentation-and-catalog).

| | |
|-------------------------|------------|
| Cutting template | # 90000036 |
| Approx. shipping weight | 290 lb |
| Turbine power | 550 W |
| Air heater | 600 W |
| WARRANTY | |
| Controls-LED-Geysair* | 5 years |
| Bath & turbine* | 20 years |

* Some restrictions apply | www.bainultra.com/warranty

The specifications shown indicate the outer edge dimension and the inside bathing capacity dimension measured at air jets' height. The manufacturer accepts a 1/4" [0.64 cm] variance. There are variations on each product and specifications are subject to change as we improve upon our product as required. The dimensions needed for site preparation and structure building will differ. BainUltra® assumes no responsibility for preparatory work done prior to the product being on site.

CELLA 6636

66" x 36" x 27" (FREESTANDING)

The name Balneo evokes the art of bathing. For BainUltra, a bath is an important ritual, part of a lifestyle that encourages you to slow down and take time for yourself.

BALNEO®

PRODUCT NO.

| MODEL | TMU | TUB |
|-------------|--------------|--------------|
| Flat deck | BBCLOFN0T-XX | BBCLOFN0N-XX |
| Rolled deck | BBCLOFP0T-XX | BBCLOFP0N-XX |

THERMOMASSEUR (TMU)

Hydro-thermo massage • Air jet system

\$10,145

| | |
|---|----------|
| Jets | 38 |
| 1 heated backrest | Included |
| MiaPlus® Control* | Included |
| BU-Touch Control Application | Included |
| Geysair® | Included |
| AromaCloud®*** BAROMAC | \$490 |
| Illuzio Chromatherapy BCHRO6 | \$925 |
| 2 nd heated backrest (WTS-1 zone) BSHB | \$1,125 |

TUB

Soaker

\$7,260

| | |
|---------------------------------------|-----------------------|
| AromaCloud®*** BAROMAC | \$490 |
| Illuzio Chromatherapy BCHRO6 | \$925 |
| WarmTouchShell® BWTS | \$1,125 |
| DOT control | Included with therapy |
| 2 nd WarmTouchShell® BWTS2 | \$370 |

FEATURES

| | |
|---|--------------|
| Installation type | Freestanding |
| No. of bathers | 2 |
| US gallons | 48 |
| Imp. gallons | 40 |
| STANDARD COLOR p. 13 | |
| White 01 | Included |
| Biscuit 02 | Included |
| CLAW FEET (specify finish) BFEET-XX p. 12 | |
| Chrome 07, Brushed Nickel 09, Polished Nickel 10, Oil-rubbed Bronze 11, Unplated 00 | Included |

With flat deck

OPTIONS (UPCHARGE APPLICABLE)

UNIVERSAL ARMRESTS BGBGU-XX p. 12

| | |
|----------|-------|
| White 01 | \$750 |
|----------|-------|

FOR AIR SUPPLY ONLY

| | |
|--------------------------------|-------|
| Decorative pipe (1 1/2" x 6") | \$55 |
| Decorative pipe (1 1/2" x 24") | \$200 |
| Pipe concealer (3" x 5 1/4") | \$105 |
| Elbow (45°) | \$80 |
| Elbow (90°) | \$105 |

WASTE & OVERFLOW D13 (exposed) BOVERD13-XX p. 10

| | |
|---|-------|
| Chrome 07 | \$490 |
| Brushed Nickel 09, Polished Nickel 10, Oil-rubbed Bronze 11 | \$500 |
| Unplated 00 | |



Don't forget to indicate **flat or rolled deck**, as well as the selected **finish for the claw feet**.

* For TMU, control must be wall-mounted. Faucets must be freestanding or wall-mounted.

** The AromaCloud® is built into the deck (factory installed).

TO ORDER

Complete the **ORDER FORM** in the bainultra.com/interactive-price-list or on bainultra.com/extranet or send your PO to orderdesk@bainultra.com

FOR THE INSTALLER

SCAN TO VIEW INSTALLATION VIDEO (3:20 MIN)



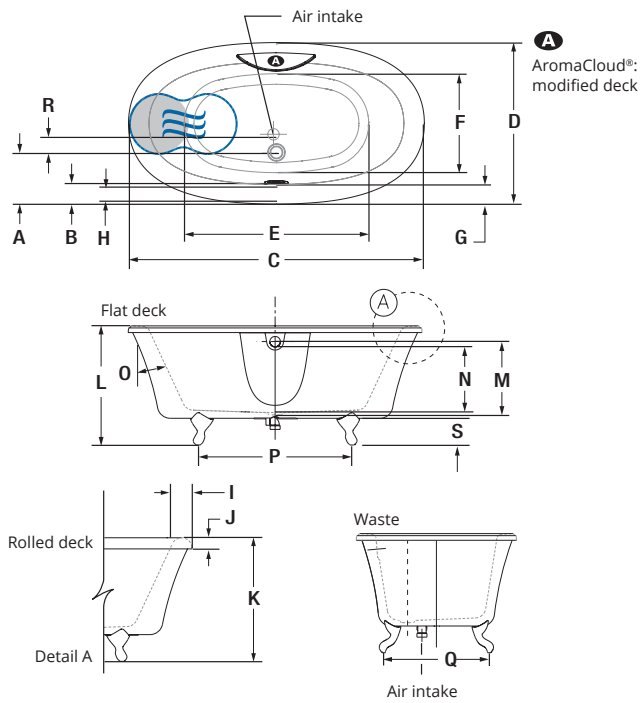
CELLA 6636 (FREESTANDING)

Flat deck

Rolled deck

INSTALLATION

Available with flat or rolled deck.



| LETTER | DESCRIPTION | MEASURE |
|--------|---|---------|
| A | Outside edge to center drain | 11 1/2" |
| B | Outside edge to overflow | 4 5/8" |
| C | Total length | 66" |
| D | Total width | 36" |
| E | Bathing well length | 42 3/8" |
| F | Bathing well width | 22 1/4" |
| G | Deck width | 4 1/4" |
| H | Flat surface width | 3" |
| I | Rolled deck width | 4 3/4" |
| J | Height from bottom of lip to top deck | 2 1/2" |
| K | Height from clawfoot to top of lip | 27 3/4" |
| L | Height from clawfoot to top of lip | 26 3/4" |
| M | Height from bottom of drain to center of overflow | 16 5/8" |
| N | Maximum water level | 14 7/8" |
| O | Slope of backrests | 25° |
| P | Length between clawfeet | 34 5/8" |
| Q | Width between clawfeet | 23 1/2" |
| R | Center drain to center air intake | 3 1/4" |
| S | Clearance from floor to bottom of bath | 4 1/2" |

A AromaCloud® position

● Indicates heated backrest (TMU)

☞ Indicates WarmTouchShell® position (TUB)

TECHNICAL SPECIFICATIONS

| | |
|----------------------------------|---|
| Hot water supply required | The hot water supply should be 70% or more of the bath's total water capacity. |
| Turbine | Access to the pump must be at least 18" x 22". Standard connection is 20 A, 120 V, 60 Hz , dedicated line with a Ground-Fault Circuit Interrupter (GFCI). For any additional option, a second line is needed 15 A, 120 V, 60 Hz , dedicated line with a GFCI. Air vent necessary: 2" x 4" minimum. |
| Others | <ul style="list-style-type: none"> - The Geysair® is located on the same side as the heated backrest. It must NOT be relocated. It must be connected to the hot water supply and be accessible (provide access). - There is a height difference for the rolled deck (see drawing Detail A). - Faucets must be freestanding or wall-mounted. - The turbine must be remotely installed. - TMU: Control must be wall-mounted. - TUB: Dot controls are located on either sides of the AromaCloud® (see page 9, position of DOT control). |

Our products must be installed by certified professionals only and according to our Owner's Manual as well as federal, provincial/state and local building codes and regulations (www.bainultra.com/dealers/dealer-documentation-and-catalog).

The specifications shown indicate the outer edge dimension and the inside bathing capacity dimension measured at air jets' height. The manufacturer accepts a 1/4" [0.64 cm] variance. There are variations on each product and specifications are subject to change as we improve upon our product as required. The dimensions needed for site preparation and structure building will differ. BainUltra® assumes no responsibility for preparatory work done prior to the product being on site.

| | |
|--------------------------------|------------|
| Cutting template | # 90000055 |
| Approx. shipping weight | 285 lb |
| Turbine power | 550 W |
| Air heater | 600 W |
| WARRANTY | |
| Controls-LED-Geysair* | 5 years |
| Bath & turbine* | 20 years |

* Some restrictions apply | www.bainultra.com/warranty

CELLA 7240

72" x 40" x 27" (FREESTANDING)

The name Balneo evokes the art of bathing. For BainUltra, a bath is an important ritual, part of a lifestyle that encourages you to slow down and take time for yourself.



With rolled deck

PRODUCT NO.

| MODEL | TMU | TUB |
|-------------|--------------|--------------|
| Flat deck | BBCUOFN0T-XX | BBCUOFN0N-XX |
| Rolled deck | BBCUOFN0T-XX | BBCUOFN0N-XX |

THERMOMASSEUR (TMU)

Hydro-thermo massage • Air jet system

\$11,100

| | |
|---------------------------------------|----------|
| Jets | 40 |
| 1 heated backrest | Included |
| MiaPlus® Control* | Included |
| BU-Touch Control Application | Included |
| Geysair® | Included |
| AromaCloud*** BAROMAC | \$490 |
| Illuzio Chromatherapy BCHRO6 | \$925 |
| 2nd heated backrest (WTS-1 zone) BSHB | \$1,125 |

TUB

Soaker

\$8,485

| | |
|------------------------------|-----------------------|
| AromaCloud*** BAROMAC | \$490 |
| Illuzio Chromatherapy BCHRO6 | \$925 |
| WarmTouchShell® BWTS | \$1,125 |
| DOT control | Included with therapy |
| 2nd WarmTouchShell® BWTS2 | \$370 |

FEATURES

| | |
|---|--------------|
| Installation type | Freestanding |
| No. of bathers | 2 |
| US gallons | 59 |
| Imp. gallons | 49 |
| STANDARD COLOR p. 13 | |
| White 01 | Included |
| Biscuit 02 | Included |
| CLAW FEET (specify finish) BFEET-XX p. 12 | |
| Chrome 07, Brushed Nickel 09, Polished Nickel 10, Oil-rubbed Bronze 11, Unplated 00 | Included |

OPTIONS (UPCHARGE APPLICABLE)

UNIVERSAL ARMRESTS BGBGU-XX p. 12

| | |
|----------|-------|
| White 01 | \$750 |
|----------|-------|

FOR AIR SUPPLY ONLY

| | |
|--------------------------------|-------|
| Decorative pipe (1 1/2" x 6") | \$55 |
| Decorative pipe (1 1/2" x 24") | \$200 |
| Pipe concealer (3" x 5 1/4") | \$105 |
| Elbow (45°) | \$80 |
| Elbow (90°) | \$105 |

WASTE & OVERFLOW D13 (exposed) BOVERD13-XX p. 10

| | |
|---|-------|
| Chrome 07 | \$490 |
| Brushed Nickel 09, Polished Nickel 10, Oil-rubbed Bronze 11 | \$500 |
| Unplated 00 | |



Don't forget to indicate **flat or rolled deck**, as well as the selected **finish for the claw feet**.

* For TMU, control must be wall-mounted. Faucets must be freestanding or wall-mounted.

** The AromaCloud® is built into the deck (factory installed).

TO ORDER

Complete the **ORDER FORM** in the bainultra.com/interactive-price-list or on bainultra.com/extranet or send your PO to orderdesk@bainultra.com

FOR THE INSTALLER

SCAN TO VIEW INSTALLATION VIDEO (3:20 MIN)





CELLA 7240 (FREESTANDING)



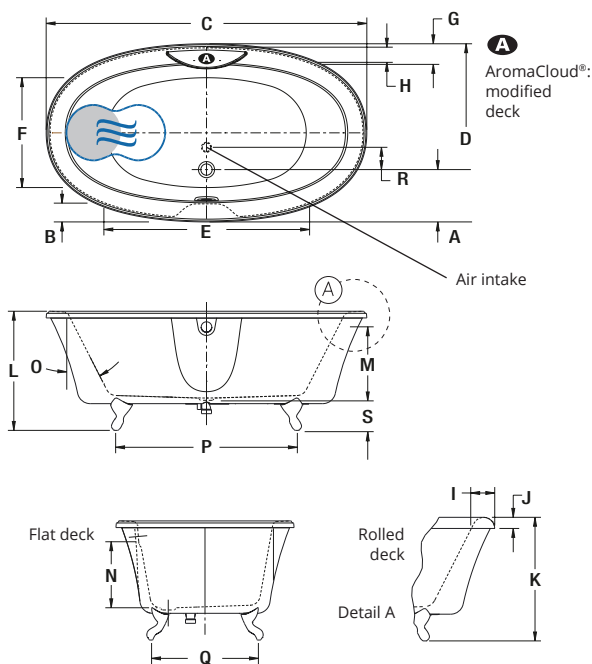
Flat deck



Rolled deck

INSTALLATION

Available with flat or rolled deck.



| LETTER | DESCRIPTION | MEASURE |
|--------|---|---------|
| A | Outside edge to center drain | 11 3/4" |
| B | Outside edge to overflow | 4 3/8" |
| C | Total length | 72" |
| D | Total width | 40" |
| E | Bathing well length | 46 1/8" |
| F | Bathing well width | 24 3/4" |
| G | Deck width | 4 5/8" |
| H | Flat surface width | 3 3/8" |
| I | Rolled deck width | 5 3/8" |
| J | Height from bottom of lip to top deck | 2 1/2" |
| K | Height from clawfoot to top of lip | 27 3/4" |
| L | Height from clawfoot to top of lip | 26 3/4" |
| M | Height from bottom of drain to center of overflow | 16 5/8" |
| N | Maximum water level | 14 7/8" |
| O | Slope of backrests | 27° |
| P | Length between clawfeet | 40 3/4" |
| Q | Width between clawfeet | 24" |
| R | Center drain to center air intake | 5" |
| S | Clearance from floor to bottom of bath | 4 1/2" |

A AromaCloud® position

● Indicates heated backrest (TMU)

☞ Indicates WarmTouchShell® position (TUB)

TECHNICAL SPECIFICATIONS

| | |
|----------------------------------|---|
| Hot water supply required | The hot water supply should be 70% or more of the bath's total water capacity. |
| Turbine | Access to the pump must be at least 18" x 22". Standard connection is 20 A, 120 V, 60 Hz , dedicated line with a Ground-Fault Circuit Interrupter (GFCI). For any additional option, a second line is needed 15 A, 120 V, 60 Hz , dedicated line with a GFCI. Air vent necessary: 2" x 4" minimum. |
| Others | <ul style="list-style-type: none"> - The Geysair® is located on the same side as the heated backrest. It must NOT be relocated. It must be connected to the hot water supply and be accessible (provide access). - There is a height difference for the rolled deck (see drawing Detail A). - Faucets must be freestanding or wall-mounted. - The turbine must be remotely installed. - TMU: Control must be wall-mounted. - TUB: Dot controls are located on either sides of the AromaCloud® (see page 9, position of DOT control). |

Our products must be installed by certified professionals only and according to our Owner's Manual as well as federal, provincial/state and local building codes and regulations (www.bainultra.com/dealers/dealer-documentation-and-catalog).

The specifications shown indicate the outer edge dimension and the inside bathing capacity dimension measured at air jets' height. The manufacturer accepts a 1/4" [0.64 cm] variance. There are variations on each product and specifications are subject to change as we improve upon our product as required. The dimensions needed for site preparation and structure building will differ. BainUltra® assumes no responsibility for preparatory work done prior to the product being on site.


| | |
|--------------------------------|------------|
| Cutting template | # 90000001 |
| Approx. shipping weight | 297 lb |
| Turbine power | 550 W |
| Air heater | 600 W |
| WARRANTY | |
| Controls-LED-Geysair* | 5 years |
| Bath & turbine* | 20 years |

* Some restrictions apply | www.bainultra.com/warranty

NAOS 6636

66" x 36" x 25" (FREESTANDING)

The name Balneo evokes the art of bathing. For BainUltra, a bath is an important ritual, part of a lifestyle that encourages you to slow down and take time for yourself.



With rolled deck

PRODUCT NO.

| MODEL | TMU | TUB |
|-------------|--------------|--------------|
| Flat deck | BBNLOFN0T-XX | BBNLOFN0N-XX |
| Rolled deck | BBNLOFP0T-XX | BBNLOFP0N-XX |

THERMOMASSEUR (TMU)

Hydro-thermo massage • Air jet system

\$11,240

| | |
|---------------------------------------|----------|
| Jets | 38 |
| 1 heated backrest | Included |
| MiaPlus® Control* | Included |
| BU-Touch Control Application | Included |
| Geysair® | Included |
| AromaCloud*** BAROMAC | \$490 |
| Illuzio Chromatherapy BCHRO6 | \$925 |
| 2nd heated backrest (WTS-1 zone) BSHB | \$1,125 |

TUB

Soaker

\$8,195

| | |
|------------------------------|-----------------------|
| AromaCloud*** BAROMAC | \$490 |
| Illuzio Chromatherapy BCHRO6 | \$925 |
| WarmTouchShell® BWTS | \$1,125 |
| DOT control | Included with therapy |
| 2nd WarmTouchShell® BWTS2 | \$370 |

FEATURES

| | |
|----------------------|--------------|
| Installation type | Freestanding |
| No. of bathers | 2 |
| US gallons | 48 |
| Imp. gallons | 40 |
| STANDARD COLOR p. 13 | |
| White 01 | Included |
| Biscuit 02 | |

OPTIONS (UPCHARGE APPLICABLE)

UNIVERSAL ARMRESTS BGBGU-XX p. 12

| | |
|----------|-------|
| White 01 | \$750 |
|----------|-------|

FOR AIR SUPPLY ONLY

| | |
|--------------------------------|-------|
| Decorative pipe (1 1/2" x 6") | \$55 |
| Decorative pipe (1 1/2" x 24") | \$200 |
| Pipe concealer (3" x 5 1/4") | \$105 |
| Elbow (45°) | \$80 |
| Elbow (90°) | \$105 |

WASTE & OVERFLOW D13 (exposed) BOVERD13-XX p. 10

| | |
|---|-------|
| Chrome 07 | \$490 |
| Brushed Nickel 09, Polished Nickel 10, Oil-rubbed Bronze 11 | \$500 |
| Unplated 00 | |



Don't forget to indicate **flat or rolled deck**.

* For TMU, control must be wall-mounted. Faucets must be freestanding or wall-mounted.

** The AromaCloud® is built into the deck (factory installed).

TO ORDER

Complete the **ORDER FORM** in the bainultra.com/interactive-price-list or on bainultra.com/extranet or send your PO to orderdesk@bainultra.com

FOR THE INSTALLER

SCAN
TO VIEW
INSTALLATION
VIDEO (3:20 MIN)



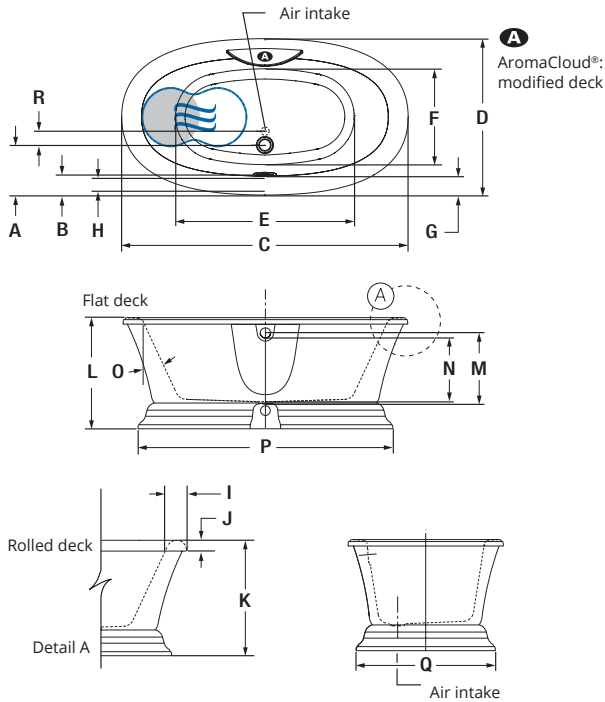
NAOS 6636 (FREESTANDING)

Flat deck

Rolled deck

INSTALLATION

Available with flat or rolled deck.



| LETTER | DESCRIPTION | MEASURE |
|--------|---|---------|
| A | Outside edge to center drain | 11 1/2" |
| B | Outside edge to overflow | 4 5/8" |
| C | Total length | 66" |
| D | Total width | 36" |
| E | Bathing well length | 42 3/8" |
| F | Bathing well width | 22 1/4" |
| G | Deck width | 4 1/4" |
| H | Flat surface width | 3" |
| I | Rolled deck width | 4 3/4" |
| J | Height from bottom of lip to top deck | 2 1/2" |
| K | Height from bottom of bath to top deck | 26 3/4" |
| L | Height from bottom of bath to top deck | 25 3/4" |
| M | Height from bottom of drain to center of overflow | 16 5/8" |
| N | Maximum water level | 14 7/8" |
| O | Slope of backrests | 25° |
| P | Base length | 59 1/8" |
| Q | Base width | 32 1/4" |
| R | Center drain to center air intake | 3 1/4" |

A AromaCloud® position

● Indicates heated backrest (TMU)

☞ Indicates WarmTouchShell® position (TUB)

TECHNICAL SPECIFICATIONS

| | |
|----------------------------------|---|
| Hot water supply required | The hot water supply should be 70% or more of the bath's total water capacity. |
| Turbine | Access to the pump must be at least 18" x 22". Standard connection is 20 A, 120 V, 60 Hz , dedicated line with a Ground-Fault Circuit Interrupter (GFCI). For any additional option, a second line is needed 15 A, 120 V, 60 Hz , dedicated line with a GFCI. Air vent necessary: 2" x 4" minimum. |
| Others | <ul style="list-style-type: none"> - The Geysair® is located on the same side as the heated backrest. It must NOT be relocated. It must be connected to the hot water supply and be accessible (provide access). - There is a height difference for the rolled deck (see drawing Detail A). - Faucets must be freestanding or wall-mounted. - The turbine must be remotely installed. - TMU: Control must be wall-mounted. - TUB: Dot controls are located on either sides of the AromaCloud® (see page 9, position of DOT control). |

Our products must be installed by certified professionals only and according to our Owner's Manual as well as federal, provincial/state and local building codes and regulations (www.bainultra.com/dealers/dealer-documentation-and-catalog).

The specifications shown indicate the outer edge dimension and the inside bathing capacity dimension measured at air jets' height. The manufacturer accepts a 1/4" [0.64 cm] variance. There are variations on each product and specifications are subject to change as we improve upon our product as required. The dimensions needed for site preparation and structure building will differ. BainUltra® assumes no responsibility for preparatory work done prior to the product being on site.


| | |
|--------------------------------|------------|
| Cutting template | # 90000055 |
| Approx. shipping weight | 265 lb |
| Turbine power | 550 W |
| Air heater | 600 W |
| WARRANTY | |
| Controls-LED-Geysair* | 5 years |
| Bath & turbine* | 20 years |

* Some restrictions apply | www.bainultra.com/warranty

NAOS 7240

72" x 40" x 25" (FREESTANDING)

The name Balneo evokes the art of bathing. For BainUltra, a bath is an important ritual, part of a lifestyle that encourages you to slow down and take time for yourself.



PRODUCT NO.

| MODEL | TMU | TUB |
|-------------|--------------|--------------|
| Flat deck | BBNUOFN0T-XX | BBNUOFN0N-XX |
| Rolled deck | BBNUOFP0T-XX | BBNUOFP0N-XX |

THERMOMASSEUR (TMU)

Hydro-thermo massage • Air jet system

\$12,055

| | |
|---------------------------------------|----------|
| Jets | 40 |
| 1 heated backrest | Included |
| MiaPlus® Control* | Included |
| BU-Touch Control Application | Included |
| Geysair® | Included |
| AromaCloud*** BAROMAC | \$490 |
| Illuzio Chromatherapy BCHRO6 | \$925 |
| 2nd heated backrest (WTS-1 zone) BSHB | \$1,125 |

TUB

Soaker

\$9,040

| | |
|------------------------------|-----------------------|
| AromaCloud*** BAROMAC | \$490 |
| Illuzio Chromatherapy BCHRO6 | \$925 |
| WarmTouchShell® BWTS | \$1,125 |
| DOT control | Included with therapy |
| 2nd WarmTouchShell® BWTS2 | \$370 |

FEATURES

| | | | |
|-----------------------------|--------------|--------------|----|
| Installation type | Freestanding | | |
| No. of bathers | 2 | Imp. gallons | 49 |
| US gallons | 59 | | |
| STANDARD COLOR p. 13 | | | |
| White 01 | Biscuit 02 | Included | |

With rolled deck

OPTIONS (UPCHARGE APPLICABLE)

UNIVERSAL ARMRESTS BGBGU-XX p. 12

| | |
|----------|-------|
| White 01 | \$750 |
|----------|-------|

FOR AIR SUPPLY ONLY

| | |
|--------------------------------|-------|
| Decorative pipe (1 1/2" x 6") | \$55 |
| Decorative pipe (1 1/2" x 24") | \$200 |
| Pipe concealer (3" x 5 1/4") | \$105 |
| Elbow (45°) | \$80 |
| Elbow (90°) | \$105 |

WASTE & OVERFLOW D13 (exposed) BOVERD13-XX p. 10

| | |
|---|-------|
| Chrome 07 | \$490 |
| Brushed Nickel 09, Polished Nickel 10, Oil-rubbed Bronze 11 | \$500 |
| Unplated 00 | |



Don't forget to indicate **flat or rolled deck**.

* For TMU, control must be wall-mounted. Faucets must be freestanding or wall-mounted.

** The AromaCloud® is built into the deck (factory installed).

TO ORDER

Complete the **ORDER FORM** in the bainultra.com/interactive-price-list or on bainultra.com/extranet or send your PO to orderdesk@bainultra.com

FOR THE INSTALLER

SCAN TO VIEW INSTALLATION VIDEO (3:20 MIN)



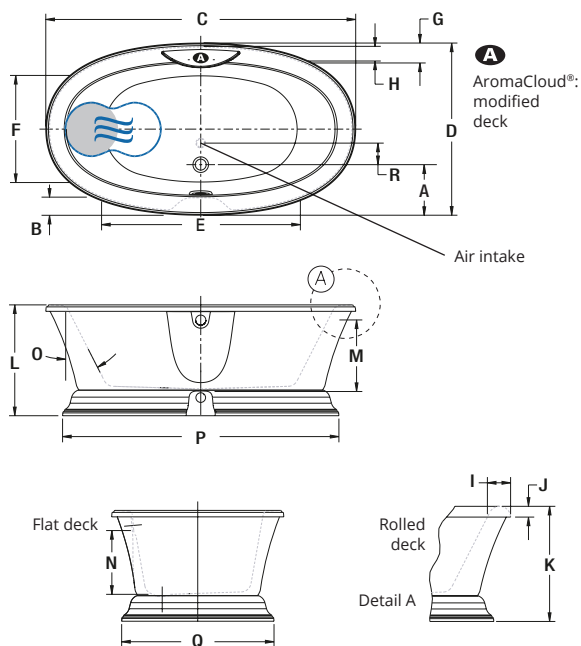
NAOS 7240 (FREESTANDING)

Flat deck

Rolled deck

INSTALLATION

Available with flat or rolled deck.



| LETTER | DESCRIPTION | MEASURE |
|--------|---|---------|
| A | Outside edge to center drain | 11 3/4" |
| B | Outside edge to overflow | 4 3/8" |
| C | Total length | 72" |
| D | Total width | 40" |
| E | Bathing well length | 46 1/8" |
| F | Bathing well width | 24 7/8" |
| G | Deck width | 4 5/8" |
| H | Flat surface width | 3 3/8" |
| I | Rolled deck width | 5 5/8" |
| J | Height from bottom of lip to top deck | 2 1/2" |
| K | Height from bottom of bath to top deck | 26 3/4" |
| L | Height from bottom of bath to top deck | 25 3/4" |
| M | Height from bottom of drain to center of overflow | 16 5/8" |
| N | Maximum water level | 14 7/8" |
| O | Slope of backrests | 27° |
| P | Base length | 64 1/4" |
| Q | Base width | 35 3/8" |
| R | Center drain to center air intake | 5" |

AromaCloud® position

Indicates heated backrest (TMU)

Indicates WarmTouchShell® position (TUB)

TECHNICAL SPECIFICATIONS

| | |
|----------------------------------|---|
| Hot water supply required | The hot water supply should be 70% or more of the bath's total water capacity. |
| Turbine | Access to the pump must be at least 18" x 22". Standard connection is 20 A, 120 V, 60 Hz , dedicated line with a Ground-Fault Circuit Interrupter (GFCI). For any additional option, a second line is needed 15 A, 120 V, 60 Hz , dedicated line with a GFCI. Air vent necessary: 2" x 4" minimum. |
| Others | <ul style="list-style-type: none"> - The Geysair® is located on the same side as the heated backrest. It must NOT be relocated. It must be connected to the hot water supply and be accessible (provide access). - There is a height difference for the rolled deck (see drawing Detail A). - Faucets must be freestanding or wall-mounted. - The turbine must be remotely installed. - TMU: Control must be wall-mounted. - TUB: Dot controls are located on either sides of the AromaCloud® (see page 9, position of DOT control). |

Our products must be installed by certified professionals only and according to our Owner's Manual as well as federal, provincial/state and local building codes and regulations (www.bainultra.com/dealers/dealer-documentation-and-catalog).

The specifications shown indicate the outer edge dimension and the inside bathing capacity dimension measured at air jets' height. The manufacturer accepts a 1/4" [0.64 cm] variance. There are variations on each product and specifications are subject to change as we improve upon our product as required. The dimensions needed for site preparation and structure building will differ. BainUltra® assumes no responsibility for preparatory work done prior to the product being on site.

| | |
|--------------------------------|------------|
| Cutting template | # 90000001 |
| Approx. shipping weight | 285 lb |
| Turbine power | 550 W |
| Air heater | 600 W |
| WARRANTY | |
| Controls-LED-Geysair* | 5 years |
| Bath & turbine* | 20 years |

* Some restrictions apply | www.bainultra.com/warranty

SANOS 6636

66" x 36" x 24" (FREESTANDING)

The name Balneo evokes the art of bathing. For BainUltra, a bath is an important ritual, part of a lifestyle that encourages you to slow down and take time for yourself.

PRODUCT NO.

| MODEL | TMU | TUB |
|-------------|--------------|--------------|
| Flat deck | BBSLOFN0T-XX | BBSLOFN0N-XX |
| Rolled deck | BBSLOFP0T-XX | BBSLOFP0N-XX |

THERMOMASSEUR (TMU)

Hydro-thermo massage • Air jet system

\$9,880

| | |
|---------------------------------------|----------|
| Jets | 38 |
| 1 heated backrest | Included |
| MiaPlus® Control* | Included |
| BU-Touch Control Application | Included |
| Geysair® | Included |
| AromaCloud*** BAROMAC | \$490 |
| Illuzio Chromatherapy BCHRO6 | \$925 |
| 2nd heated backrest (WTS-1 zone) BSHB | \$1,125 |

TUB

Soaker

\$7,230

| | |
|------------------------------|-----------------------|
| AromaCloud*** BAROMAC | \$490 |
| Illuzio Chromatherapy BCHRO6 | \$925 |
| WarmTouchShell® BWTS | \$1,125 |
| DOT control | Included with therapy |
| 2nd WarmTouchShell® BWTS2 | \$370 |

FEATURES

| | |
|-------------------|--------------|
| Installation type | Freestanding |
| No. of bathers | 2 |
| US gallons | 48 |
| Imp. gallons | 40 |

STANDARD COLOR p. 13

| | | |
|----------|------------|----------|
| White 01 | Biscuit 02 | Included |
|----------|------------|----------|

With flat deck

OPTIONS (UPCHARGE APPLICABLE)

UNIVERSAL ARMRESTS BGBGU-XX p. 12

| | |
|----------|-------|
| White 01 | \$750 |
|----------|-------|

FOR AIR SUPPLY ONLY

| | |
|--------------------------------|-------|
| Decorative pipe (1 1/2" x 6") | \$55 |
| Decorative pipe (1 1/2" x 24") | \$200 |
| Elbow (45°) | \$80 |
| Elbow (90°) | \$105 |

WASTE & OVERFLOW D13 (exposed) BOVERD13-XX p. 10

| | |
|---|-------|
| Chrome 07 | \$490 |
| Brushed Nickel 09, Polished Nickel 10, Oil-rubbed Bronze 11 | \$500 |
| Unplated 00 | |



Don't forget to indicate **flat or rolled deck**.

* For TMU, control must be wall-mounted. Faucets must be freestanding or wall-mounted.

** The AromaCloud® is built into the deck (factory installed).

TO ORDER

Complete the **ORDER FORM** in the bainultra.com/interactive-price-list or on bainultra.com/extranet or send your PO to orderdesk@bainultra.com

FOR THE INSTALLER

SCAN
TO VIEW
INSTALLATION
VIDEO (3:20 MIN)




SANOS 6636 (FREESTANDING)

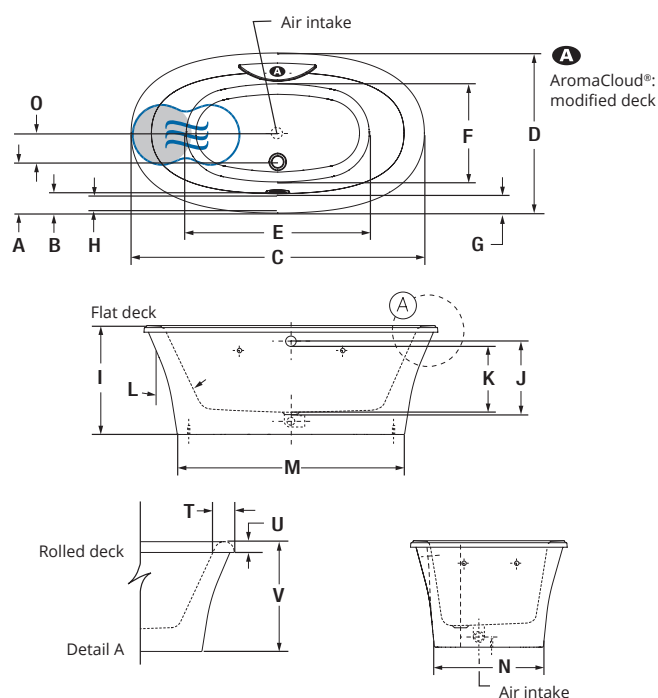

Flat deck



Rolled deck

INSTALLATION

Available with flat or rolled deck.



| LETTER | DESCRIPTION | MEASURE |
|--------|---|---------|
| A | Outside edge to center drain | 11 1/2" |
| B | Outside edge to overflow | 4 5/8" |
| C | Total length | 66" |
| D | Total width | 36" |
| E | Bathing well length | 42 3/8" |
| F | Bathing well width | 22 1/4" |
| G | Deck width | 4 1/4" |
| H | Flat surface width | 3" |
| I | Height from bottom of bath to top deck | 24 1/2" |
| J | Height from bottom of drain to center of overflow | 16 5/8" |
| K | Maximum water level | 14 7/8" |
| L | Slope of backrests | 25° |
| M | Base length | 50 7/8" |
| N | Base width | 24 7/8" |
| O | Center drain to center air intake | 3 1/4" |
| T | Rolled deck width | 4 3/4" |
| U | Height from bottom of lip to top deck | 2 1/2" |
| V | Height from bottom of bath to top deck | 25 1/2" |

A AromaCloud® position

● Indicates heated backrest (TMU)

Indicates WarmTouchShell® position (TUB)

TECHNICAL SPECIFICATIONS

| | |
|----------------------------------|---|
| Hot water supply required | The hot water supply should be 70% or more of the bath's total water capacity. |
| Turbine | Access to the pump must be at least 18" x 22". Standard connection is 20 A, 120 V, 60 Hz , dedicated line with a Ground-Fault Circuit Interrupter (GFCI). For any additional option, a second line is needed 15 A, 120 V, 60 Hz , dedicated line with a GFCI. Air vent necessary: 2" x 4" minimum. |
| Others | <ul style="list-style-type: none"> - The Geysair® is located on the same side as the heated backrest. It must NOT be relocated. It must be connected to the hot water supply and be accessible (provide access). - Faucets must be freestanding or wall-mounted. - The turbine must be remotely installed. - There is a height difference for the rolled deck (see Detail A). - TMU: Control must be wall-mounted. - TUB: Dot controls are located on either sides of the AromaCloud® (see page 9, position of DOT control). |

Our products must be installed by certified professionals only and according to our Owner's Manual as well as federal, provincial/state and local building codes and regulations (www.bainultra.com/dealers/dealer-documentation-and-catalog).

The specifications shown indicate the outer edge dimension and the inside bathing capacity dimension measured at air jets' height. The manufacturer accepts a 1/4" [0.64 cm] variance. There are variations on each product and specifications are subject to change as we improve upon our product as required. The dimensions needed for site preparation and structure building will differ. BainUltra® assumes no responsibility for preparatory work done prior to the product being on site.

| | |
|--------------------------------|------------|
| Cutting template | # 90000055 |
| Approx. shipping weight | 240 lb |
| Turbine power | 550 W |
| Air heater | 600 W |
| WARRANTY | |
| Controls-LED-Geysair* | 5 years |
| Bath & turbine* | 20 years |

* Some restrictions apply | www.bainultra.com/warranty

SANOS 7240

72" x 40" x 24" (FREESTANDING)

The name Balneo evokes the art of bathing. For BainUltra, a bath is an important ritual, part of a lifestyle that encourages you to slow down and take time for yourself.

PRODUCT NO.

| MODEL | TMU | TUB |
|-------------|--------------|--------------|
| Flat deck | BBSUOFN0T-XX | BBSUOFN0N-XX |
| Rolled deck | BBSUOFF0T-XX | BBSUOFF0N-XX |

THERMOMASSEUR (TMU)

Hydro-thermo massage • Air jet system

\$10,560

| | |
|---|----------|
| Jets | 40 |
| 1 heated backrest | Included |
| MiaPlus® Control* | Included |
| BU-Touch Control Application | Included |
| Geysair® | Included |
| AromaCloud*** BAROMAC | \$490 |
| Illuzio Chromatherapy BCHRO6 | \$925 |
| 2 nd heated backrest (WTS-1 zone) BSHB | \$1,125 |

TUB

Soaker

\$7,925

| | |
|---------------------------------------|-----------------------|
| AromaCloud*** BAROMAC | \$490 |
| Illuzio Chromatherapy BCHRO6 | \$925 |
| WarmTouchShell® BWTS | \$1,125 |
| DOT control | Included with therapy |
| 2 nd WarmTouchShell® BWTS2 | \$370 |

FEATURES

| | | | |
|-----------------------------|--------------|--------------|----|
| Installation type | Freestanding | | |
| No. of bathers | 2 | Imp. gallons | 49 |
| US gallons | 59 | | |
| STANDARD COLOR p. 13 | | | |
| White 01 | Biscuit 02 | Included | |

With rolled deck

OPTIONS (UPCHARGE APPLICABLE)

UNIVERSAL ARMRESTS BGBGU-XX p. 12

| | |
|----------|-------|
| White 01 | \$750 |
|----------|-------|

FOR AIR SUPPLY ONLY

| | |
|--------------------------------|-------|
| Decorative pipe (1 1/2" x 6") | \$55 |
| Decorative pipe (1 1/2" x 24") | \$200 |
| Elbow (45°) | \$80 |
| Elbow (90°) | \$105 |

WASTE & OVERFLOW D13 (exposed) BOVERD13-XX p. 10

| | |
|---|-------|
| Chrome 07 | \$490 |
| Brushed Nickel 09, Polished Nickel 10, Oil-rubbed Bronze 11 | \$500 |
| Unplated 00 | |



Don't forget to indicate **flat or rolled deck**.

* The AromaCloud® is built into the deck (factory installed).

** For TMU, control must be wall-mounted. Faucets must be freestanding or wall-mounted.

TO ORDER

Complete the **ORDER FORM** in the bainultra.com/interactive-price-list or on bainultra.com/extranet or send your PO to orderdesk@bainultra.com

FOR THE INSTALLER

SCAN TO VIEW INSTALLATION VIDEO (3:20 MIN)



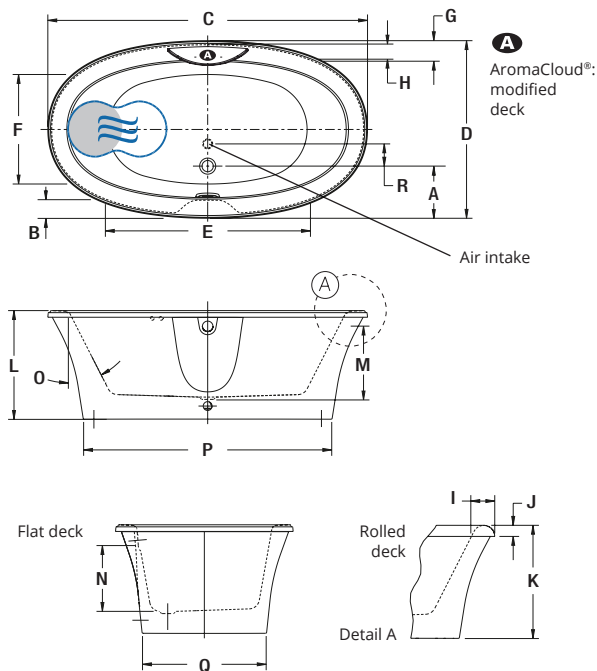
SANOS 7240 (FREESTANDING)

Flat deck

Rolled deck

INSTALLATION

Available with flat or rolled deck.



| LETTER | DESCRIPTION | MEASURE |
|--------|---|---------|
| A | Outside edge to center drain | 11 3/4" |
| B | Outside edge to overflow | 4 3/8" |
| C | Total length | 72" |
| D | Total width | 40" |
| E | Bathing well length | 46 1/8" |
| F | Bathing well width | 24 3/4" |
| G | Deck width | 4 5/8" |
| H | Flat surface width | 3 3/8" |
| I | Rolled deck width | 5 3/8" |
| J | Height from bottom of lip to top deck | 2 1/2" |
| K | Height from bottom of bath to top deck | 25 1/2" |
| L | Height from bottom of bath to top deck | 24 1/2" |
| M | Height from bottom of drain to center of overflow | 16 5/8" |
| N | Maximum water level | 14 7/8" |
| O | Slope of backrests | 27° |
| P | Base length | 55 7/8" |
| Q | Base width | 27 7/8" |
| R | Center drain to center air intake | 5" |

A AromaCloud® position

● Indicates heated backrest (TMU)

☞ Indicates WarmTouchShell® position (TUB)

TECHNICAL SPECIFICATIONS

| | |
|----------------------------------|---|
| Hot water supply required | The hot water supply should be 70% or more of the bath's total water capacity. |
| Turbine | Access to the pump must be at least 18" x 22". Standard connection is 20 A, 120 V, 60 Hz , dedicated line with a Ground-Fault Circuit Interrupter (GFCI). For any additional option, a second line is needed 15 A, 120 V, 60 Hz , dedicated line with a GFCI. Air vent necessary: 2" x 4" minimum. |
| Others | <ul style="list-style-type: none"> - The Geysair® is located on the same side as the heated backrest. It must NOT be relocated. It must be connected to the hot water supply and be accessible (provide access). - There is a height difference for the rolled deck (see drawing Detail A). - Faucets must be freestanding or wall-mounted. - The turbine must be remotely installed. - TMU: Control must be wall-mounted. - TUB: Dot controls are located on either sides of the AromaCloud® (see page 9, position of DOT control). |

Our products must be installed by certified professionals only and according to our Owner's Manual as well as federal, provincial/state and local building codes and regulations (www.bainultra.com/dealers/dealer-documentation-and-catalog).

The specifications shown indicate the outer edge dimension and the inside bathing capacity dimension measured at air jets' height. The manufacturer accepts a 1/4" [0.64 cm] variance. There are variations on each product and specifications are subject to change as we improve upon our product as required. The dimensions needed for site preparation and structure building will differ. BainUltra® assumes no responsibility for preparatory work done prior to the product being on site.

| | |
|--------------------------------|------------|
| Cutting template | # 90000001 |
| Approx. shipping weight | 260 lb |
| Turbine power | 550 W |
| Air heater | 600 W |
| WARRANTY | |
| Controls-LED-Geysair* | 5 years |
| Bath & turbine* | 20 years |

* Some restrictions apply | www.bainultra.com/warranty

BEONE 4639

46" x 39" x 30" (FREESTANDING)

The first of its kind, a Japanese style bathtub, BeOne provides an extraordinarily unique bathing experience. The air jets coupled with its circular design create a powerful massage that is unlike any other offered by traditional Air System.

PRODUCT NO.

| MODEL | TMU | TUB |
|--------------|--------------|--------------|
| Freestanding | BBODOF00T-XX | BBODOF00N-XX |

THERMOMASSEUR (TMU)

Hydro-thermo massage • Air jet system

\$9,360

| | |
|--|----------|
| Jets | 40 |
| 1 heated backrest | Included |
| MiaPlus® Control* (not installed) | Included |
| BU-Touch Control Application | Included |
| Geysair® | Included |
| AromaCloud® | N/A |
| Illuzio Chromatherapy BCHRO6 | \$925 |

TUB Soaker

\$7,280

| | |
|--|-----------------------|
| Illuzio Chromatherapy BCHRO6 | \$925 |
| WarmTouchShell® BWTS | \$1,125 |
| DOT control | Included with therapy |

FEATURES

| | |
|-------------------|--------------|
| Installation type | Freestanding |
| No. of bathers | 44 |
| US gallons | 53 |
| Imp. gallons | 44 |
| Raised seat | 1 |

INTEGRATED WASTE & OVERFLOW [BOVERINI-XX](#) p. 10

| | |
|--|----------------------|
| White 01 , Chrome 07 , Brushed Nickel 09 , Polished Nickel 10 , Matte White with UltraVelour finish 32 | Installed & Included |
|--|----------------------|

STANDARD COLOR p. 13

| | |
|--------------------------|----------|
| White 01 | Included |
|--------------------------|----------|

OPTIONS (UPCHARGE APPLICABLE)

COLOR p. 13

| | |
|---|-------|
|  | \$475 |
| Black / White 66 | |

FINISH p. 6

| | |
|---|-------|
| UltraVelour Matte Finish (white only) BVEL2 | \$850 |
|---|-------|

INTEGRATED WASTE & OVERFLOW [BOVERINI-XX](#) p. 10

| | |
|---|-------|
| Matte Black 19 , Satin Brass 18 | \$120 |
|---|-------|

ISLAND TUB DRAIN™** p. 11

| | |
|--|-------|
| Island Tub Drain™ BISLDD | \$260 |
| Cast Iron Island Tub Drain™ BISLDDCI | \$310 |

IF REQUIRED BY CONSTRUCTION CODE

| | |
|---|-------|
| Brass waste & overflow kit BDRCOB | \$240 |
| Brass waste kit BDRCB | \$60 |



Don't forget to specify the **finish of the integrated waste & overflow.**

* Control must be wall-mounted. Faucets must be freestanding or wall-mounted.

** An Island Tub Drain™ is required when there is **no access under the bath**, and turbine is installed under the bath.

TO ORDER

Complete the **ORDER FORM** in the bainultra.com/interactive-price-list or on bainultra.com/extranet or send your PO to orderdesk@bainultra.com

FOR THE INSTALLER

SCAN
TO VIEW
INSTALLATION
VIDEO (3:20 MIN)



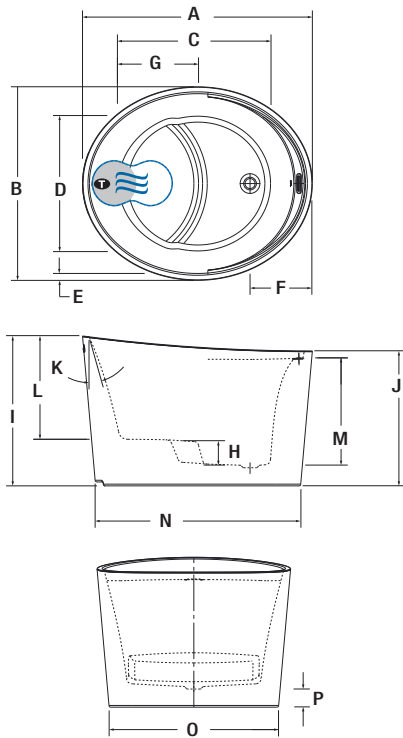


BEONE 4639 (FREESTANDING)



BEONE™

INSTALLATION



| LETTER | DESCRIPTION | MEASURE |
|--------|-------------------------------|---------|
| A | Total length | 46" |
| B | Total width | 38 3/4" |
| C | Bathing well length | 30 3/4" |
| D | Bathing well width | 27 1/4" |
| E | Deck width | 1 3/8" |
| F | Outer edge to center of waste | 12 3/8" |
| G | Depth of seat | 16 1/4" |
| H | Height of seat | 5 3/16" |
| I | Total height at headrest | 30" |
| J | Total height at overflow | 27" |
| K | Slope of backrest | 16° |
| L | Top to seat height | 20 5/8" |
| M | Maximum water level | 21 1/2" |
| N | Base length | 41 1/8" |
| O | Base width | 33 7/8" |
| P | Height from drain to floor | 3 5/8" |

- Indicates heated backrest (TMU)
- ☞ Indicates WarmTouchShell® position (TUB)
- ⓘ Turbine position (TMU)

TECHNICAL SPECIFICATIONS

| | |
|----------------------------------|---|
| Hot water supply required | The hot water supply should be 70% or more of the bath's total water capacity. |
| Turbine | Turbine is factory installed, so access to the pump must be at least 18" x 22". Standard connection is 20 A, 120 V, 60 Hz , dedicated line with a Ground-Fault Circuit Interrupter (GFCI). For any additional option, a second line is needed 15 A, 120 V, 60 Hz , dedicated line with a GFCI. Air vent necessary: 2" x 4" minimum. |
| Others | <ul style="list-style-type: none"> - The Geysair® is located on the same side as the heated backrest. It must NOT be relocated. It must be connected to the hot water supply and be accessible (provide access). - Faucet must be freestanding or wall-mounted. - The turbine can be remotely installed. - Controls cannot be installed on the deck of the bath. |

Our products must be installed by certified professionals only and according to our Owner's Manual as well as federal, provincial/state and local building codes and regulations (www.bainultra.com/dealers/dealer-documentation-and-catalog).

| | |
|--------------------------------|------------|
| Cutting template | # 90000083 |
| Approx. shipping weight | 240 lb |
| Turbine power | 550 W |
| Air heater | 600 W |
| WARRANTY | |
| Controls-LED-Geysair* | 5 years |
| Bath & turbine* | 20 years |

* Some restrictions apply | www.bainultra.com/warranty

The specifications shown indicate the outer edge dimension and the inside bathing capacity dimension measured at air jets' height. The manufacturer accepts a 1/4" [0.64 cm] variance. There are variations on each product and specifications are subject to change as we improve upon our product as required. The dimensions needed for site preparation and structure building will differ. BainUltra® assumes no responsibility for preparatory work done prior to the product being on site.

CHARISM 5736

57" x 36" x 23" (FREESTANDING)

Charism has broken the mold, transcending conventional approaches to therapeutic baths.

CHARISM®

PRODUCT NO.

| MODEL | TMU | TUB |
|--------------|--------------|--------------|
| Freestanding | BCH4OF00T-XX | BCH4OF00N-XX |

THERMOMASSEUR (TMU)

Hydro-thermo massage • Air jet system

\$9,655

| | |
|---------------------------------|----------|
| Jets | 35 |
| 1 heated backrest | Included |
| MiaPlus® Control* | Included |
| BU-Touch Control Application | Included |
| Geysair® | Included |
| AromaCloud® | N/A |
| AromaFlow*** BAROMAF NEW | \$950 |
| Illuzio Chromatherapy BCHRO6 | \$925 |

TUB Soaker

\$7,050

| | |
|---------------------------------|-----------------------|
| AromaCloud® | N/A |
| AromaFlow*** BAROMAF NEW | \$950 |
| Illuzio Chromatherapy BCHRO6 | \$925 |
| WarmTouchShell® BWTS | \$1,125 |
| DOT control | Included with therapy |

FEATURES

| | |
|-------------------|--------------|
| Installation type | Freestanding |
| No. of bathers | 41 |
| US gallons | 49 |

INTEGRATED WASTE & OVERFLOW BOVERINI-XX p. 10

| | |
|--|----------------------|
| White 01, Chrome 07, Brushed Nickel 09, Polished Nickel 10, Matte White with UltraVelour finish 32 | Installed & Included |
|--|----------------------|

STANDARD COLOR p. 13

| | |
|----------|----------|
| White 01 | Included |
|----------|----------|

STANDARD DECK COLOR BDECKCO-XX p. 13

| | |
|----------|----------|
| White 01 | Included |
|----------|----------|

OPTIONS (UPCHARGE APPLICABLE)

FINISH p. 6

| | |
|---|-------|
| UltraVelour Matte Finish (white only) BVEL2 | \$850 |
|---|-------|

DECK COLOR BDECKCO-XX p. 13

| | | | |
|----------|-----------|-----------------|-------|
| Black 06 | Copper 13 | Crystal Rock 17 | \$250 |
|----------|-----------|-----------------|-------|

UNIVERSAL ARMRESTS BGBGU-XX p. 12

| | |
|----------|-------|
| White 01 | \$750 |
|----------|-------|

INTEGRATED WASTE & OVERFLOW BOVERINI-XX p. 10

| | |
|--------------------------------|-------|
| Matte Black 19, Satin Brass 18 | \$120 |
|--------------------------------|-------|

ISLAND TUB DRAIN™** p. 11

| | |
|--------------------------------------|-------|
| Island Tub Drain™ BISLDD | \$260 |
| Cast Iron Island Tub Drain™ BISLDDCI | \$310 |

IF REQUIRED BY CONSTRUCTION CODE

| | |
|-----------------------------------|-------|
| Brass waste & overflow kit BDRCOB | \$240 |
| Brass waste kit BDRCB | \$60 |



Don't forget that this model is available in **White only with choice of deck color**. Don't forget to specify the **finish of the integrated waste & overflow**.

* For TMU, control and faucets cannot be installed on deck of the bath.

** An Island Tub Drain™ is required when there is **no access under the bath**.

*** When ordering an AromaFlow, an Integrated waste & overflow is mandatory (Included). Specify the finish of the waste.


TO ORDER

Complete the **ORDER FORM** in the bainultra.com/interactive-price-list or on bainultra.com/extranet or send your PO to orderdesk@bainultra.com

FOR THE INSTALLER

SCAN TO VIEW INSTALLATION VIDEO (3:20 MIN)





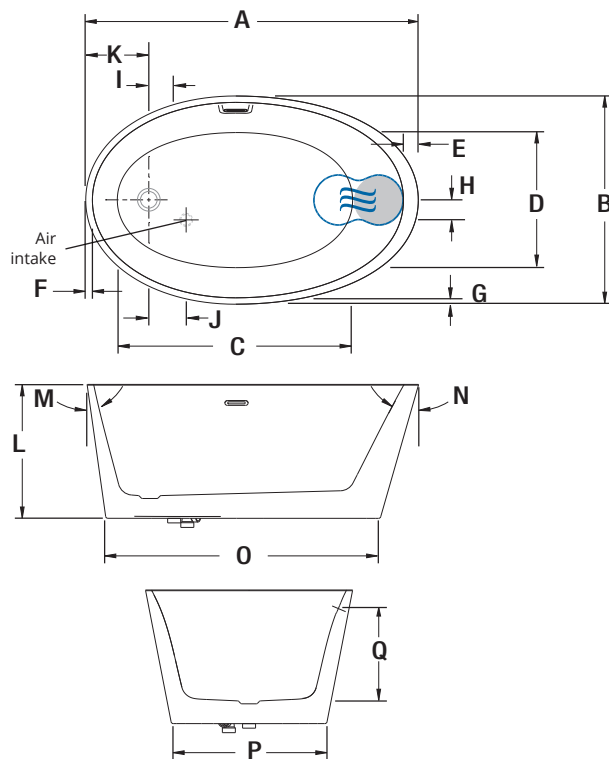
Copper deck color (optional)

CHARISM 5736 (FREESTANDING)



CHARISM®

INSTALLATION



| LETTER | DESCRIPTION | MEASURE |
|--------|---|--------------------|
| A | Total length | 57 1/4" |
| B | Total width | 35 7/8" |
| C | Bathing well length | 41 1/2" |
| D | Bathing well width | 23 7/8" |
| E | Deck width at headrest | 2 5/8" |
| F | Deck width (drain end) | 1 1/8" |
| G | Deck width | 1 1/8" |
| H | Center bath drain to air intake | 3 1/2" |
| I | Center bath drain to drain hole | 4 1/4" |
| J | Center bath drain to air intake | 6 1/2" |
| K | Outside edge to center bath drain | 10 3/4" |
| L | Total height | 23 1/4" |
| M | Slope at drain end | 12° |
| N | Slope of backrest | 31° |
| O | Base length | 47 3/8" |
| P | Base width | 26 7/8" |
| Q | Maximum water level Maximum water level with AromaFlow | 15 7/8" 14 7/8" |

● Indicates heated backrest (TMU)

☞ Indicates WarmTouchShell® position (TUB)

TECHNICAL SPECIFICATIONS

| | |
|---------------------------|---|
| Hot water supply required | The hot water supply should be 70% or more of the bath's total water capacity. |
| Turbine | Access to the pump must be at least 18" x 22". Standard connection is 20 A, 120 V, 60 Hz, dedicated line with a Ground-Fault Circuit Interrupter (GFCI). For any additional option, a second line is needed 15 A, 120 V, 60 Hz, dedicated line with a GFCI. Air vent necessary: 2" x 4" minimum. |
| Others | <ul style="list-style-type: none"> - The Geysair® is located on the same side as the heated backrest. It must NOT be relocated. It must be connected to the hot water supply and be accessible (provide access). - Faucet must be freestanding or wall-mounted. - The turbine must be remotely installed. - Controls cannot be installed on the bath. - The water level will be lower when an AromaFlow is installed. |

Our products must be installed by certified professionals only and according to our Owner's Manual as well as federal, provincial/state and local building codes and regulations (www.bainultra.com/dealers/dealer-documentation-and-catalog).

The specifications shown indicate the outer edge dimension and the inside bathing capacity dimension measured at air jets' height. The manufacturer accepts a 1/4" [0.64 cm] variance. There are variations on each product and specifications are subject to change as we improve upon our product as required. The dimensions needed for site preparation and structure building will differ. BainUltra® assumes no responsibility for preparatory work done prior to the product being on site.

| | |
|-------------------------|------------|
| Cutting template | # 90000070 |
| Approx. shipping weight | 210 lb |
| Turbine power | 550 W |
| Air heater | 600 W |
| WARRANTY | |
| Controls-LED-Geysair* | 5 years |
| Bath & turbine* | 20 years |

* Some restrictions apply | www.bainultra.com/warranty

CHARISM 6434

64" x 34" x 24" (FREESTANDING)

Charism has broken the mold, transcending conventional approaches to therapeutic baths.

PRODUCT NO.

| MODEL | TMU | TUB |
|--------------|--------------|--------------|
| Freestanding | BCH2RF00T-XX | BCH2RF00N-XX |

THERMOMASSEUR (TMU)

Hydro-thermo massage • Air jet system

\$11,000

| | |
|---------------------------------------|----------|
| Jets | 38 |
| 1 heated backrest | Included |
| MiaPlus® Control* | Included |
| BU-Touch Control Application | Included |
| Geysair® | Included |
| AromaCloud® | N/A |
| AromaFlow*** BAROMAF NEW | \$950 |
| Illuzio Chromatherapy BCHRO6 | \$925 |
| 2nd heated backrest (WTS-1 zone) BSHB | \$1,125 |

TUB Soaker

\$8,525

| | |
|------------------------------|-----------------------|
| AromaCloud® | N/A |
| AromaFlow*** BAROMAF NEW | \$950 |
| Illuzio Chromatherapy BCHRO6 | \$925 |
| WarmTouchShell® BWTS | \$1,125 |
| DOT control | Included with therapy |
| 2nd WarmTouchShell® BWTS2 | \$370 |

FEATURES

| | |
|-------------------|--------------|
| Installation type | Freestanding |
| No. of bathers | 2 |
| US gallons | 55 |
| Imp. gallons | 46 |

INTEGRATED WASTE & OVERFLOW BOVERINI-XX p. 10

| | |
|--|----------------------|
| White 01, Chrome 07, Brushed Nickel 09, Polished Nickel 10, Matte White with UltraVelour finish 32 | Installed & Included |
|--|----------------------|

STANDARD COLOR p. 13

| | |
|----------|----------|
| White 01 | Included |
|----------|----------|

STANDARD DECK COLOR BDECKCO-XX p. 13

| | |
|----------|----------|
| White 01 | Included |
|----------|----------|

OPTIONS (UPCHARGE APPLICABLE)

FINISH p. 6

| | |
|---|-------|
| UltraVelour Matte Finish (white only) BVEL2 | \$850 |
|---|-------|

DECK COLOR BDECKCO-XX p. 13

| | | | |
|----------|-----------|-----------------|-------|
| Black 06 | Copper 13 | Crystal Rock 17 | \$250 |
|----------|-----------|-----------------|-------|

UNIVERSAL ARMRESTS BGBGU-XX p. 12

| | |
|----------|-------|
| White 01 | \$750 |
|----------|-------|

INTEGRATED WASTE & OVERFLOW BOVERINI-XX p. 10

| | |
|--------------------------------|-------|
| Matte Black 19, Satin Brass 18 | \$120 |
|--------------------------------|-------|

ISLAND TUB DRAIN™*** p. 11

| | |
|--------------------------------------|-------|
| Island Tub Drain™ BISLDD | \$260 |
| Cast Iron Island Tub Drain™ BISLDDCI | \$310 |

IF REQUIRED BY CONSTRUCTION CODE

| | |
|-----------------------------------|-------|
| Brass waste & overflow kit BDRCOB | \$240 |
| Brass waste kit BDRCB | \$60 |



Don't forget that this model is available in **White only with choice of deck color**. Don't forget to specify the **finish of the integrated waste & overflow**.

* For TMU, control and faucets cannot be installed on deck of the bath.

** An Island Tub Drain™ is required when there is **no access under the bath**.

*** When ordering an AromaFlow, an Integrated waste & overflow is mandatory (Included). Specify the finish of the waste.


TO ORDER

Complete the **ORDER FORM** in the bainultra.com/interactive-price-list or on bainultra.com/extranet or send your PO to orderdesk@bainultra.com

FOR THE INSTALLER

SCAN TO VIEW INSTALLATION VIDEO (3:20 MIN)





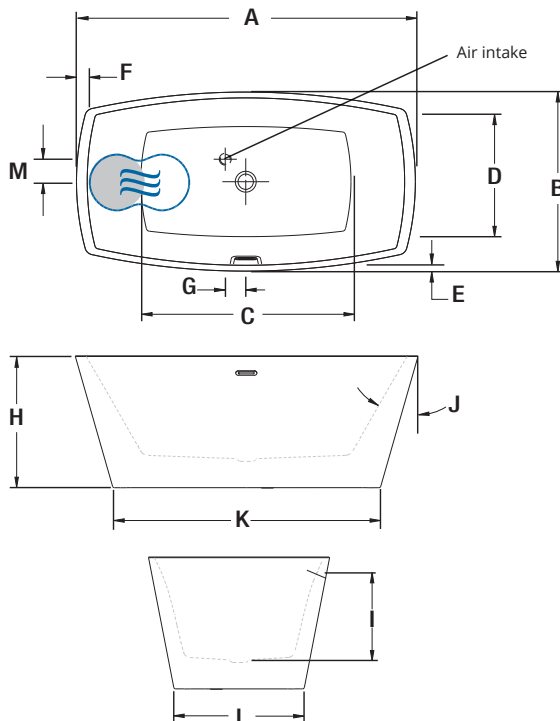
CHARISM 6434 (FREESTANDING)



Black deck color

CHARISM®

INSTALLATION



| LETTER | DESCRIPTION | MEASURE |
|--------|---|--------------------|
| A | Total length | 64 1/8" |
| B | Total width | 33 7/8" |
| C | Bathing well length | 41 7/8" |
| D | Bathing well width | 21 1/2" |
| E | Deck width | 1 1/8" |
| F | Deck width at headrest | 1 7/8" |
| G | Center drain to center air intake | 3 7/8" |
| H | Total height | 24 3/4" |
| I | Maximum water level Maximum water level with AromaFlow | 15 7/8" 14 7/8" |
| J | Slope of backrest | 31° |
| K | Base length | 50" |
| L | Base width | 24 1/4" |
| M | Center drain to center air intake | 4 1/4" |

● Indicates heated backrest (TMU)

☞ Indicates WarmTouchShell® position (TUB)

TECHNICAL SPECIFICATIONS

| | |
|----------------------------------|---|
| Hot water supply required | The hot water supply should be 70% or more of the bath's total water capacity. |
| Turbine | Access to the pump must be at least 18" x 22". Standard connection is 20 A, 120 V, 60 Hz, dedicated line with a Ground-Fault Circuit Interrupter (GFCI). For any additional option, a second line is needed 15 A, 120 V, 60 Hz, dedicated line with a GFCI. Air vent necessary: 2" x 4" minimum. |
| Others | <ul style="list-style-type: none"> - The Geysair® is located on the same side as the heated backrest. It must NOT be relocated. It must be connected to the hot water supply and be accessible (provide access). - Faucet must be freestanding or wall-mounted. - The turbine must be remotely installed. - Controls cannot be installed on the deck of the bath. - The water level will be lower when an AromaFlow is installed. |

Our products must be installed by certified professionals only and according to our Owner's Manual as well as federal, provincial/state and local building codes and regulations (www.bainultra.com/dealers/dealer-documentation-and-catalog).

| | |
|--------------------------------|------------|
| Cutting template | # 90000068 |
| Approx. shipping weight | 230 lb |
| Turbine power | 550 W |
| Air heater | 600 W |
| WARRANTY | |
| Controls-LED-Geysair* | 5 years |
| Bath & turbine* | 20 years |

* Some restrictions apply | www.bainultra.com/warranty

The specifications shown indicate the outer edge dimension and the inside bathing capacity dimension measured at air jets' height. The manufacturer accepts a 1/4" [0.64 cm] variance. There are variations on each product and specifications are subject to change as we improve upon our product as required. The dimensions needed for site preparation and structure building will differ. BainUltra® assumes no responsibility for preparatory work done prior to the product being on site.

CHARISM OVAL 6436

64" x 36" x 24" (FREESTANDING)

Charism has broken the mold, transcending conventional approaches to therapeutic baths.

PRODUCT NO.

| MODEL | TMU | TUB |
|--------------|--------------|--------------|
| Freestanding | BCH3OF00T-XX | BCH3OF00N-XX |

THERMOMASSEUR (TMU)

Hydro-thermo massage • Air jet system

\$11,000

| | |
|---------------------------------------|----------|
| Jets | 35 |
| 1 heated backrest | Included |
| MiaPlus® Control* | Included |
| BU-Touch Control Application | Included |
| Geysair® | Included |
| AromaCloud® | N/A |
| AromaFlow*** BAROMAF NEW | \$950 |
| Illuzio Chromatherapy BCHRO6 | \$925 |
| 2nd heated backrest (WTS-1 zone) BSHB | \$1,125 |

TUB

Soaker

\$8,525

| | |
|---------------------------------|-----------------------|
| AromaCloud® | N/A |
| AromaFlow*** BAROMAF NEW | \$950 |
| Illuzio Chromatherapy BCHRO6 | \$925 |
| WarmTouchShell® BWTS | \$1,125 |
| DOT control | Included with therapy |
| 2nd WarmTouchShell® BWTS2 | \$370 |

FEATURES

| | |
|-------------------|--------------|
| Installation type | Freestanding |
| No. of bathers | 2 |
| US gallons | 51 |
| Imp. gallons | 42 |

INTEGRATED WASTE & OVERFLOW BOVERINI-XX p. 10

White 01, Chrome 07, Brushed Nickel 09, Polished Nickel 10, Matte White with UltraVelour finish 32

Installed & Included

STANDARD COLOR p. 13

| | |
|----------|----------|
| White 01 | Included |
|----------|----------|

STANDARD DECK COLOR BDECKCO-XX p. 13

| | |
|----------|----------|
| White 01 | Included |
|----------|----------|

Black deck color

OPTIONS (UPCHARGE APPLICABLE)

FINISH p. 6

UltraVelour Matte Finish (white only) BVEL2 \$850

DECK COLOR BDECKCO-XX p. 13

| | | | |
|----------|-----------|-----------------|-------|
| Black 06 | Copper 13 | Crystal Rock 17 | \$250 |
|----------|-----------|-----------------|-------|

UNIVERSAL ARMRESTS BGBGU-XX p. 12

White 01 \$750

INTEGRATED WASTE & OVERFLOW BOVERINI-XX p. 10

Matte Black 19, Satin Brass 18 \$120

ISLAND TUB DRAIN™** p. 11

| | |
|--------------------------------------|-------|
| Island Tub Drain™ BISLDD | \$260 |
| Cast Iron Island Tub Drain™ BISLDDCI | \$310 |

IF REQUIRED BY CONSTRUCTION CODE

| | |
|-----------------------------------|-------|
| Brass waste & overflow kit BDRCOB | \$240 |
| Brass waste kit BDRCB | \$60 |



Don't forget that this model is available in **White only with choice of deck color**. Don't forget to specify the **finish of the integrated waste & overflow**.

* For TMU, control and faucets cannot be installed on deck of the bath.

** An Island Tub Drain™ is required when there is **no access under the bath**.

*** When ordering an AromaFlow, an Integrated waste & overflow is mandatory (Included). Specify the finish of the waste.


TO ORDER

Complete the **ORDER FORM** in the bainultra.com/interactive-price-list or on bainultra.com/extranet or send your PO to orderdesk@bainultra.com

FOR THE INSTALLER

SCAN TO VIEW INSTALLATION VIDEO (3:20 MIN)





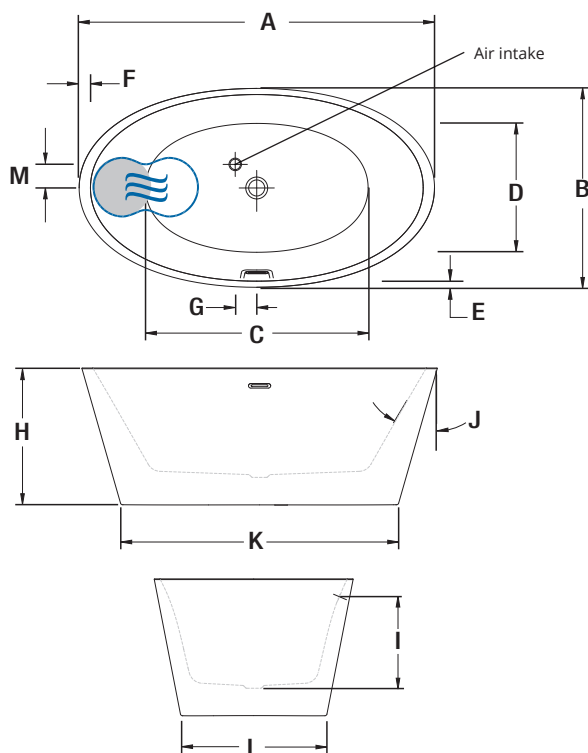
CHARISM OVAL 6436 (FREESTANDING)



White deck color

CHARISM®

INSTALLATION



| LETTER | DESCRIPTION | MEASURE |
|--------|---|--------------------|
| A | Total length | 64 1/8" |
| B | Total width | 35 7/8" |
| C | Bathing well length | 41 3/4" |
| D | Bathing well width | 23 5/8" |
| E | Deck width | 1 1/8" |
| F | Deck width at headrest | 2" |
| G | Center drain to center air intake | 3 7/8" |
| H | Total height | 24 3/4" |
| I | Maximum water level Maximum water level with AromaFlow | 15 7/8" 14 7/8" |
| J | Slope of backrest | 31° |
| K | Base length | 50" |
| L | Base width | 26 1/4" |
| M | Center drain to center air intake | 4 1/4" |

● Indicates heated backrest (TMU)

☞ Indicates WarmTouchShell® position (TUB)

TECHNICAL SPECIFICATIONS

| | |
|---------------------------|---|
| Hot water supply required | The hot water supply should be 70% or more of the bath's total water capacity. |
| Turbine | Access to the pump must be at least 18" x 22". Standard connection is 20 A, 120 V, 60 Hz, dedicated line with a Ground-Fault Circuit Interrupter (GFCI). For any additional option, a second line is needed 15 A, 120 V, 60 Hz, dedicated line with a GFCI. Air vent necessary: 2" x 4" minimum. |
| Others | <ul style="list-style-type: none"> - The Geysair® is located on the same side as the heated backrest. It must NOT be relocated. It must be connected to the hot water supply and be accessible (provide access). - Faucet must be freestanding or wall-mounted. - The turbine must be remotely installed. - Controls cannot be installed on the deck of the bath. - The water level will be lower when an AromaFlow is installed. |

Our products must be installed by certified professionals only and according to our Owner's Manual as well as federal, provincial/state and local building codes and regulations (www.bainultra.com/dealers/dealer-documentation-and-catalog).

| | |
|-------------------------|------------|
| Cutting template | # 90000067 |
| Approx. shipping weight | 230 lb |
| Turbine power | 550 W |
| Air heater | 600 W |
| WARRANTY | |
| Controls-LED-Geysair* | 5 years |
| Bath & turbine* | 20 years |

* Some restrictions apply | www.bainultra.com/warranty

The specifications shown indicate the outer edge dimension and the inside bathing capacity dimension measured at air jets' height. The manufacturer accepts a 1/4" [0.64 cm] variance. There are variations on each product and specifications are subject to change as we improve upon our product as required. The dimensions needed for site preparation and structure building will differ. BainUltra® assumes no responsibility for preparatory work done prior to the product being on site.

ESSENCIA 6838

68" x 38" x 26" (FREESTANDING)

Essencia evokes essence—the elemental aspects of the inner being.

PRODUCT NO.

| MODEL | TMU | TUB |
|--------------|--------------|--------------|
| Freestanding | BESPRF00T-XX | BESPRF00N-XX |

THERMOMASSEUR (TMU)

Hydro-thermo massage • Air jet system

\$11,035

| | |
|-----------------------------------|----------|
| Jets | 59 |
| 1 heated backrest & headrest | Included |
| MiaPlus® Control* | Included |
| BU-Touch Control Application | Included |
| Geysair® | Included |
| AromaCloud*** BAROMAC | \$490 |
| AromaFlow***** BAROMAF NEW | \$950 |
| Illuzio Chromatherapy BCHRO6 | \$925 |

TUB

Soaker

\$7,985

| | |
|-----------------------------------|-----------------------|
| AromaCloud*** BAROMAC | \$490 |
| AromaFlow***** BAROMAF NEW | \$950 |
| Illuzio Chromatherapy BCHRO6 | \$925 |
| WarmTouchShell® BWTS | \$1,125 |
| DOT control | Included with therapy |

FEATURES

| | |
|-------------------|-------------------------|
| Installation type | Freestanding |
| No. of bathers | Inverted V |
| US gallons | 67 |
| Imp. gallons | 56 |
| Raised seats | 1 |
| | Armrests |
| | Grab bars (color match) |
| | Footrest |

WASTE & OVERFLOW 16" x 35" BOVER16I-XX p. 10

| | |
|--|----------------------|
| White 01, Chrome 07, Brushed Nickel 09, Polished Nickel 10, Oil-rubbed Bronze 11 | Installed & Included |
|--|----------------------|

STANDARD COLOR p. 13

| | |
|----------|----------|
| White 01 | Included |
|----------|----------|

OPTIONS (UPCHARGE APPLICABLE)

COLOR p. 13

| | |
|------------------|-------|
| Black / White 66 | \$475 |
|------------------|-------|

FINISH p. 6

| | |
|---|-------|
| UltraVelour Matte Finish (white only) BVEL2 | \$850 |
|---|-------|

CLEAR ACRYLIC GRAB BARS BGBG10-XX p. 12

| | |
|---|------|
| With Chrome 07 or Brushed Nickel 09 inserts | \$60 |
|---|------|

INTEGRATED WASTE & OVERFLOW BOVERIN-XX p. 10

| | |
|--|-------|
| White 01, Chrome 07, Brushed Nickel 09, Polished Nickel 10, Matte White with UltraVelour finish 32 | \$235 |
| Matte Black 19, Satin Brass 18 | \$355 |

ISLAND TUB DRAIN™*** p. 11

| | |
|-------------------------------------|-------|
| Island Tub Drain™ BSLDD | \$260 |
| Cast Iron Island Tub Drain™ BSLDDCI | \$310 |

IF REQUIRED BY CONSTRUCTION CODE OR INSTALLED WITH ITD

| | |
|---|-------|
| Brass waste & overflow kit**** BDRCOB | \$240 |
| Brass waste kit**** BDRCB | \$60 |
| 16" x 35" Cable driven brass waste & overflow kit BOVERBR | \$240 |



Don't forget to specify the **finish of the integrated waste & overflow.**

* For TMU, control must be wall-mounted. Faucets must be freestanding or wall-mounted.

** The AromaCloud® is built into the deck (factory installed).

*** An Island Tub Drain™ is required when there is **no access under the bath**. ITD requires the Brass waste kit (BDRCB) if ordered with the Integrated waste & overflow. ITD requires the 16 x 35 Cable driven brass waste & overflow kit (BOVERBR) if ordered with the 16 x 35 waste & overflow.

**** When ordered with integrated waste & overflow.

***** When ordering an AromaFlow, an Integrated waste & overflow is mandatory (Upcharge). Specify the finish of the waste.

With the AromaFlow, the included Grab Bars can not be installed.

TO ORDER

Complete the **ORDER FORM** in the bainultra.com/interactive-price-list or on bainultra.com/extranet or send your PO to orderdesk@bainultra.com

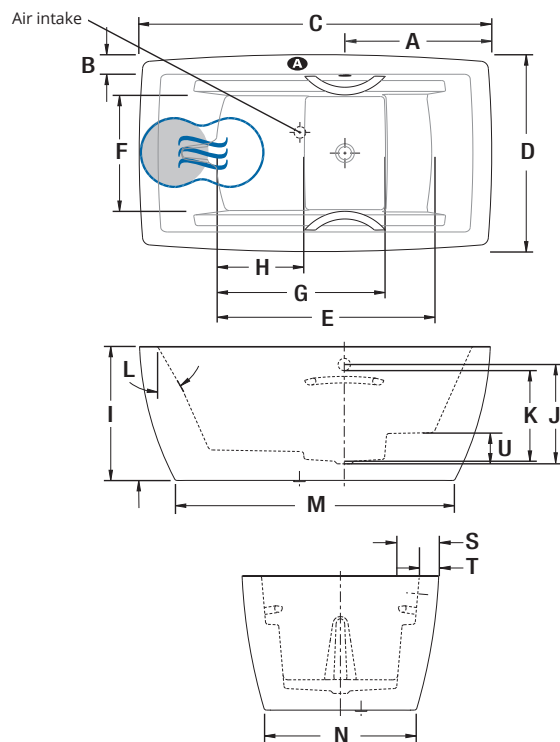


ESSENCIA 6838 (FREESTANDING)



ESSENCIA®

INSTALLATION



| LETTER | DESCRIPTION | MEASURE |
|--------|---|----------|
| A | Outside edge to center drain | 28 1/4" |
| B | Deck width | 3 3/4" |
| C | Total length | 68" |
| D | Total width | 38" |
| E | Bathing well length | 42" |
| F | Bathing well width | 22 3/8" |
| G | Bottom bathing well length | 32 3/8" |
| H | Raised seat length | 16 5/8" |
| I | Height from bottom of bath to top deck | 26" |
| J | Height from bottom of drain to center of overflow | 19 3/8" |
| K | Maximum water level (Waste & overflow 16" x 35") | 17 5/8" |
| | Maximum water level (Integrated waste & overflow) | 18 9/16" |
| | Maximum water level with AromaFlow | 17 9/16" |
| L | Slope of backrest | 30° |
| M | Base length | 54 1/8" |
| N | Base width | 29 1/4" |
| S | Minimum spout reach | 7 3/4" |
| T | Outside edge to overflow | 4" |
| U | Height of footrest | 5 1/2" |

- A** AromaCloud® position
- Indicates heated backrest (TMU)
- Indicates WarmTouchShell® position (TUB)

FOR THE INSTALLER

SCAN
TO VIEW
INSTALLATION
VIDEO (3:20 MIN)



TECHNICAL SPECIFICATIONS

| | |
|----------------------------------|---|
| Hot water supply required | The hot water supply should be 70% or more of the bath's total water capacity. |
| Turbine | Access to the pump must be at least 18" x 22". Standard connection is 20 A, 120 V, 60 Hz, dedicated line with a Ground-Fault Circuit Interrupter (GFCI). For any additional option, a second line is needed 15 A, 120 V, 60 Hz, dedicated line with a GFCI. Air vent necessary: 2" x 4" minimum. |
| Others | <ul style="list-style-type: none"> - The Geysair® is located on the same side as the heated backrest. It must NOT be relocated. It must be connected to the hot water supply and be accessible (provide access). - Faucet must be freestanding or wall-mounted. - The turbine must be remotely installed. - TMU: Control must be wall-mounted. - The water level will be lower when an AromaFlow is installed. - TUB: Dot controls are located on either sides of the AromaCloud®. |

Our products must be installed by certified professionals only and according to our Owner's Manual as well as federal, provincial/state and local building codes and regulations (www.bainultra.com/dealers/dealer-documentation-and-catalog).

| | |
|--------------------------------|------------|
| Cutting template | # 90000057 |
| Approx. shipping weight | 290 lb |
| Turbine power | 550 W |
| Air heater | 600 W |
| WARRANTY | |
| Controls-LED-Geysair* | 5 years |
| Bath & turbine* | 20 years |

* Some restrictions apply | www.bainultra.com/warranty

The specifications shown indicate the outer edge dimension and the inside bathing capacity dimension measured at air jets' height. The manufacturer accepts a 1/4" [0.64 cm] variance. There are variations on each product and specifications are subject to change as we improve upon our product as required. The dimensions needed for site preparation and structure building will differ. BainUltra® assumes no responsibility for preparatory work done prior to the product being on site.

ESSENCIA DESIGN

72" x 36" x 24" (FREESTANDING)

Essencia evokes essence—the elemental aspects of the inner being.

PRODUCT NO.

| MODEL | TMU | TUB |
|--------------|--------------|--------------|
| Freestanding | BESSOFN0T-XX | BESSOFN0N-XX |

THERMOMASSEUR (TMU)

Hydro-thermo massage • Air jet system

\$10,535

| | |
|--|----------|
| Jets | 46 |
| 1 heated backrest | Included |
| MiaPlus® Control* (not installed) | Included |
| BU-Touch Control Application | Included |
| Geysair® | Included |
| AromaCloud® | N/A |
| AromaFlow*** BAROMAF NEW | \$950 |
| Illuzio Chromatherapy BCHRO6 | \$925 |

TUB Soaker

\$7,660

| | |
|--|-----------------------|
| AromaCloud® | N/A |
| AromaFlow*** BAROMAF NEW | \$950 |
| Illuzio Chromatherapy BCHRO6 | \$925 |
| WarmTouchShell® BWTS | \$1,125 |
| DOT control | Included with therapy |

FEATURES

| | |
|-------------------|-----------------|
| Installation type | Freestanding |
| No. of bathers | Imp. gallons 46 |
| US gallons | 55 |

INTEGRATED WASTE & OVERFLOW **BOVERINI-XX** p. 10

| | |
|---|----------------------|
| White 01 , Chrome 07 , Brushed Nickel 09 , Polished Nickel 10 , Matte White with UltraVelour finish 32 | Installed & Included |
|---|----------------------|

STANDARD COLOR p. 13

| | |
|-----------------|----------|
| White 01 | Included |
|-----------------|----------|

Essencia Design 7236 with Illuzio Chromatherapy

OPTIONS (UPCHARGE APPLICABLE)

COLOR p. 13

| | | |
|---|-------------------------|-------|
|  | Black / White 66 | \$475 |
|---|-------------------------|-------|

FINISH p. 6

| | |
|--|-------|
| UltraVelour Matte Finish (white only) BVEL2 | \$850 |
|--|-------|

INTEGRATED WASTE & OVERFLOW **BOVERINI-XX** p. 10

| | |
|---|-------|
| Matte Black 19 , Satin Brass 18 | \$120 |
|---|-------|

ISLAND TUB DRAIN™** p. 11

| | |
|---|-------|
| Island Tub Drain™ BISLDD | \$260 |
| Cast Iron Island Tub Drain™ BISLDDCI | \$310 |

IF REQUIRED BY CONSTRUCTION CODE

| | |
|--|-------|
| Brass waste & overflow kit BDRCOB | \$240 |
| Brass waste kit BDRCB | \$60 |



Don't forget to specify the **finish of the integrated waste & overflow.**

* For TMU, control must be wall-mounted. Faucets must be freestanding or wall-mounted.

** An Island Tub Drain™ is required when there is **no access under the bath.**

*** When ordering an AromaFlow, an Integrated waste & overflow is mandatory (Included). Specify the finish of the waste.

TO ORDER

Complete the **ORDER FORM** in the bainultra.com/interactive-price-list or on bainultra.com/extranet or send your PO to orderdesk@bainultra.com

FOR THE INSTALLER

SCAN TO VIEW INSTALLATION VIDEO (3:20 MIN)



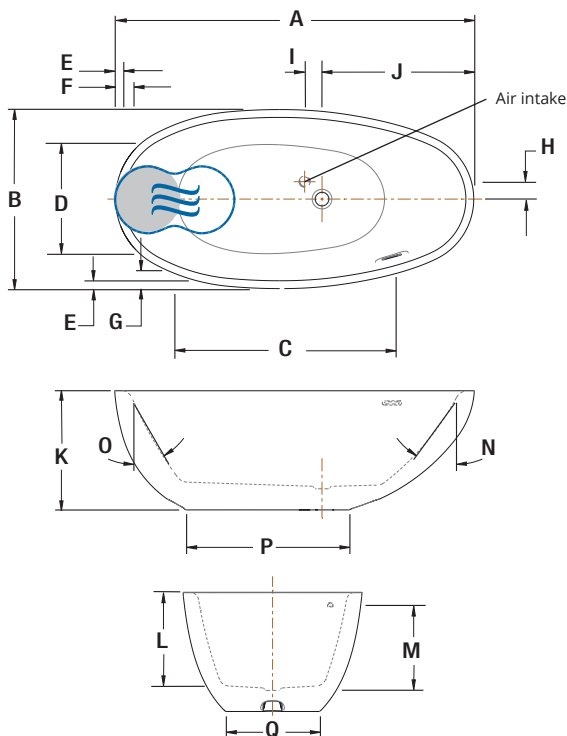


ESSENCIA DESIGN (FREESTANDING)



ESSENCIA®

INSTALLATION



| LETTER | DESCRIPTION | MEASURE |
|--------|---|--------------------|
| A | Total length | 72" |
| B | Total width | 36" |
| C | Bathing well length (at jets height) | 44 7/8" |
| D | Bathing well width (at jets height) | 22 5/8" |
| E | Deck width (top) | 1 5/8" |
| F | Deck width (backrest round edge) | 3 1/2" |
| G | Deck width (side round edge) | 3 1/8" |
| H | Center drain to center air intake (long axis) | 3 1/2" |
| I | Center drain to center air intake (trans axis) | 3 1/2" |
| J | Center drain to deck edge | 30 1/2" |
| K | Bath height | 24" |
| L | Height from bottom of drain to top of deck | 19 1/4" |
| M | Maximum water level Maximum water level with AromaFlow | 16 3/4" 13 3/4" |
| N | Slope | 40° |
| O | Slope of backrest | 29° |
| P | Base length | 32 3/8" |
| Q | Base width | 19" |

● Indicates heated backrest (TMU)

☞ Indicates WarmTouchShell® position (TUB)

TECHNICAL SPECIFICATIONS

| | |
|---------------------------|--|
| Hot water supply required | The hot water supply should be 70% or more of the bath's total water capacity. |
| Turbine | Access to the pump must be at least 18" x 22". Standard connection is 20 A, 120 V, 60 Hz, dedicated line with a Ground-Fault Circuit Interrupter (GFCI). For any additional option, a second line is needed 15 A, 120 V, 60 Hz, dedicated line with a GFCI. Air vent necessary: 2" x 4" minimum. |
| Others | <ul style="list-style-type: none"> - The Geysair® is located on the same side as the heated backrest. It must NOT be relocated. It must be connected to the hot water supply and be accessible (provide access). - Faucet must be freestanding or wall-mounted. - The turbine must be remotely installed. - TMU: Control must be wall-mounted. - The water level will be lower when an AromaFlow is installed. |

Our products must be installed by certified professionals only and according to our Owner's Manual as well as federal, provincial/state and local building codes and regulations (www.bainultra.com/dealers/dealer-documentation-and-catalog).

| | |
|-------------------------|------------|
| Cutting template | # 90000071 |
| Approx. shipping weight | 305 lb |
| Turbine power | 550 W |
| Air heater | 600 W |
| WARRANTY | |
| Controls-LED-Geysair* | 5 years |
| Bath & turbine* | 20 years |

* Some restrictions apply | www.bainultra.com/warranty

The specifications shown indicate the outer edge dimension and the inside bathing capacity dimension measured at air jets' height. The manufacturer accepts a 1/4" [0.64 cm] variance. There are variations on each product and specifications are subject to change as we improve upon our product as required. The dimensions needed for site preparation and structure building will differ. BainUltra® assumes no responsibility for preparatory work done prior to the product being on site.

ESSENCIA OVAL 7236

72" x 36" x 27" (FREESTANDING)

Essencia evokes essence—the elemental aspects of the inner being.



PRODUCT NO.

| MODEL | TMU | TUB |
|--------------|--------------|--------------|
| Freestanding | BESSOF00T-XX | BESSOF00N-XX |

THERMOMASSEUR (TMU)

Hydro-thermo massage • Air jet system

\$10,995

| | |
|----------------------------------|----------|
| Jets | 46 |
| 1 heated backrest & headrest | Included |
| MiaPlus® Control* | Included |
| BU-Touch Control Application | Included |
| Geysair® | Included |
| AromaCloud*** BAROMAC | \$490 |
| AromaFlow**** BAROMAF NEW | \$950 |
| Illuzio Chromatherapy BCHRO6 | \$925 |

TUB

Soaker

\$7,960

| | |
|----------------------------------|-----------------------|
| AromaCloud*** BAROMAC | \$490 |
| AromaFlow**** BAROMAF NEW | \$950 |
| Illuzio Chromatherapy BCHRO6 | \$925 |
| WarmTouchShell® BWTS | \$1,125 |
| DOT control | Included with therapy |

FEATURES

| | |
|-------------------------|--------------|
| Installation type | Freestanding |
| No. of bathers | Inverted V |
| US gallons | 61 |
| Imp. gallons | 51 |
| Raised seat | 1 |
| Armrests | 2 |
| Grab bars (color match) | 2 |
| Footrest | Included |

WASTE & OVERFLOW 16" x 35" BOVER16I-XX p. 10

| | |
|--|----------------------|
| White 01, Chrome 07, Brushed Nickel 09, Polished Nickel 10, Oil-rubbed Bronze 11 | Installed & Included |
|--|----------------------|

STANDARD COLOR p. 13

| | |
|----------|----------|
| White 01 | Included |
|----------|----------|

OPTIONS (UPCHARGE APPLICABLE)

CLEAR ACRYLIC GRAB BARS BGBG10-XX p. 12

| | |
|---|------|
| With Chrome 07 or Brushed Nickel 09 inserts | \$60 |
|---|------|

INTEGRATED WASTE & OVERFLOW**** BOVERIN-XX p. 10

| | |
|--|-------|
| White 01, Chrome 07, Brushed Nickel 09, Polished Nickel 10 | \$235 |
| Matte Black 19, Satin Brass 18 | \$355 |

ISLAND TUB DRAIN**** p. 11

| | |
|--------------------------------------|-------|
| Island Tub Drain™ BISLDD | \$260 |
| Cast Iron Island Tub Drain™ BISLDDCI | \$310 |

IF REQUIRED BY CONSTRUCTION CODE OR INSTALLED WITH ITD

| | |
|---|-------|
| 16" x 35" Cable driven brass waste & overflow kit BOVERBR | \$240 |
|---|-------|



Don't forget that this model is available in **White only**.

Don't forget to specify the **finish of the waste & overflow**.

* For TMU, control must be wall-mounted. Faucets must be freestanding or wall-mounted.

** The AromaCloud® is built into the deck (factory installed).

*** An Island Tub Drain™ is required when there is **no access under the bath**. ITD is compatible only with the 16" x 35" Cable driven brass waste & overflow kit.

**** Only when ordering an AromaFlow; an Integrated waste & overflow is mandatory (Upcharge). Specify the finish of the waste.

TO ORDER

Complete the **ORDER FORM** in the bainultra.com/interactive-price-list or on bainultra.com/extranet or send your PO to orderdesk@bainultra.com

FOR THE INSTALLER

SCAN
TO VIEW
INSTALLATION
VIDEO (3:20 MIN)



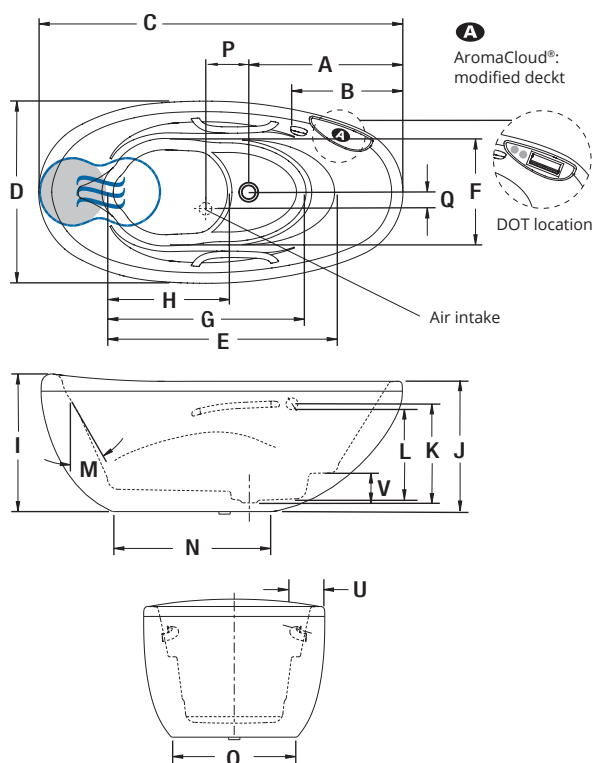


ESSENCIA OVAL 7236 (FREESTANDING)



ESSENCIA®

INSTALLATION



| LETTER | DESCRIPTION | MEASURE |
|--------|---|----------|
| A | Outside edge to center drain | 30 1/2" |
| B | Outside edge to overflow | 20 1/2" |
| C | Total length | 72" |
| D | Total width | 36" |
| E | Bathing well length | 45 1/4" |
| F | Bathing well width | 21" |
| G | Bottom bathing well length | 38" |
| H | Raised seat length | 22 5/8" |
| I | Total height to headrest | 27 3/8" |
| J | Height from bottom of bath to top deck | 26" |
| K | Height from bottom of drain to center of overflow | 18 3/8" |
| L | Maximum water level (Waste & overflow 16" x 35") | 16 5/8" |
| | Maximum water level with AromaFlow | 16 9/16" |
| M | Slope of backrest | 30° |
| N | Base length | 32 3/8" |
| O | Base width | 19" |
| P | Center drain to center air intake | 7 7/16" |
| Q | Center drain to center air intake | 2 1/2" |
| U | Minimum spout reach | 6 3/8" |
| V | Height of footrest | 5 1/2" |

A AromaCloud® position

● Indicates heated backrest (TMU)

☞ Indicates WarmTouchShell® position (TUB)

TECHNICAL SPECIFICATIONS

| | |
|----------------------------------|---|
| Hot water supply required | The hot water supply should be 70% or more of the bath's total water capacity. |
| Turbine | Access to the pump must be at least 18" x 22". Standard connection is 20 A, 120 V, 60 Hz, dedicated line with a Ground-Fault Circuit Interrupter (GFCI). For any additional option, a second line is needed 15 A, 120 V, 60 Hz, dedicated line with a GFCI. Air vent necessary: 2" x 4" minimum. |
| Others | <ul style="list-style-type: none"> - The Geysair® is located on the same side as the heated backrest. It must NOT be relocated. It must be connected to the hot water supply and be accessible (provide access). - Faucet must be freestanding or wall-mounted. - The turbine must be remotely installed. - TMU: Control must be wall-mounted. - The water level will be lower when an AromaFlow is installed. - TUB: Dot controls are located on the side of the AromaCloud®. |

Our products must be installed by certified professionals only and according to our Owner's Manual as well as federal, provincial/state and local building codes and regulations (www.bainultra.com/dealers/dealer-documentation-and-catalog).

| | |
|--------------------------------|------------|
| Cutting template | # 90000056 |
| Approx. shipping weight | 305 lb |
| Turbine power | 550 W |
| Air heater | 600 W |
| WARRANTY | |
| Controls-LED-Geysair* | 5 years |
| Bath & turbine* | 20 years |

* Some restrictions apply | www.bainultra.com/warranty

The specifications shown indicate the outer edge dimension and the inside bathing capacity dimension measured at air jets' height. The manufacturer accepts a 1/4" [0.64 cm] variance. There are variations on each product and specifications are subject to change as we improve upon our product as required. The dimensions needed for site preparation and structure building will differ. BainUltra® assumes no responsibility for preparatory work done prior to the product being on site.

ESTHESIA 6436

64" x 36" x 25" (FREESTANDING)

Esthesia, the new expression of beauty in the world of therapeutic baths. Neoclassically inspired Esthesia baths boast clean, purely geometric designs. Their elegant, luxurious pedigree means they're right at home in almost any cultural or architectural setting.



PRODUCT NO.

| MODEL | TMU | TUB |
|--------------|--------------|--------------|
| Freestanding | BEA3RF00T-XX | BEA3RF00N-XX |

THERMOMASSEUR (TMU)

Hydro-thermo massage • Air jet system

\$9,510

| | |
|---|----------|
| Jets | 38 |
| 1 heated backrest | Included |
| MiaPlus® Control | Included |
| BU-Touch Control Application BUTOUCH | \$430 |
| Geysair® | Included |
| AromaCloud** BAROMAC | \$490 |
| AromaFlow*** BAROMAF NEW | \$950 |
| Illuzio Chromatherapy BCHRO6 | \$925 |
| 2nd heated backrest (WTS-1 zone) BSHB | \$1,125 |

TUB

Soaker

\$6,900

| | |
|---|-----------------------|
| AromaCloud** BAROMAC | \$490 |
| AromaFlow*** BAROMAF NEW | \$950 |
| Illuzio Chromatherapy BCHRO6 | \$925 |
| WarmTouchShell® BWTS | \$1,125 |
| DOT control | Included with therapy |
| 2nd WarmTouchShell® BWTS2 | \$370 |

FEATURES

| | |
|-------------------|--------------|
| Installation type | Freestanding |
| No. of bathers | 2 |
| US gallons | 59 |
| Imp. gallons | 49 |

INTEGRATED WASTE & OVERFLOW [BOVERINI-XX](#) p. 10

White [01](#), Chrome [07](#), Brushed Nickel [09](#),
Polished Nickel [10](#), Matte White with
UltraVelour finish [32](#)

Installed & Included

STANDARD COLOR p. 13

| | |
|---|----------|
|  | Included |
| White 01 | |

OPTIONS (UPCHARGE APPLICABLE)

COLOR p. 13

| | |
|---|-------|
|  | \$835 |
| Black / White 66 | |

FINISH p. 6

| | |
|---|---------|
| UltraVelour Matte Finish (white only) BVEL3 | \$1,025 |
|---|---------|

UNIVERSAL ARMRESTS [BGBGU-XX](#) p. 12

| | |
|--------------------------|-------|
| White 01 | \$750 |
|--------------------------|-------|

INTEGRATED WASTE & OVERFLOW [BOVERINI-XX](#) p. 10

| | |
|---|-------|
| Matte Black 19 , Satin Brass 18 | \$120 |
|---|-------|

ISLAND TUB DRAIN™** p. 11

| | |
|--|-------|
| Island Tub Drain™ BISLDD | \$260 |
| Cast Iron Island Tub Drain™ BISLDDCI | \$310 |

IF REQUIRED BY CONSTRUCTION CODE

| | |
|---|-------|
| Brass waste & overflow kit BDRCOB | \$240 |
| Brass waste kit BDRCB | \$60 |



Don't forget to specify the **finish of the integrated waste & overflow.**

* The AromaCloud® is built into the deck (factory installed).

** An Island Tub Drain™ is required when there is **no access under the bath.**

*** When ordering an AromaFlow, an Integrated waste & overflow is mandatory (Included). Specify the finish of the waste.

TO ORDER

Complete the **ORDER FORM** in the bainultra.com/interactive-price-list or on bainultra.com/extranet or send your PO to orderdesk@bainultra.com

FOR THE INSTALLER

SCAN
TO VIEW
INSTALLATION
VIDEO (3:20 MIN)



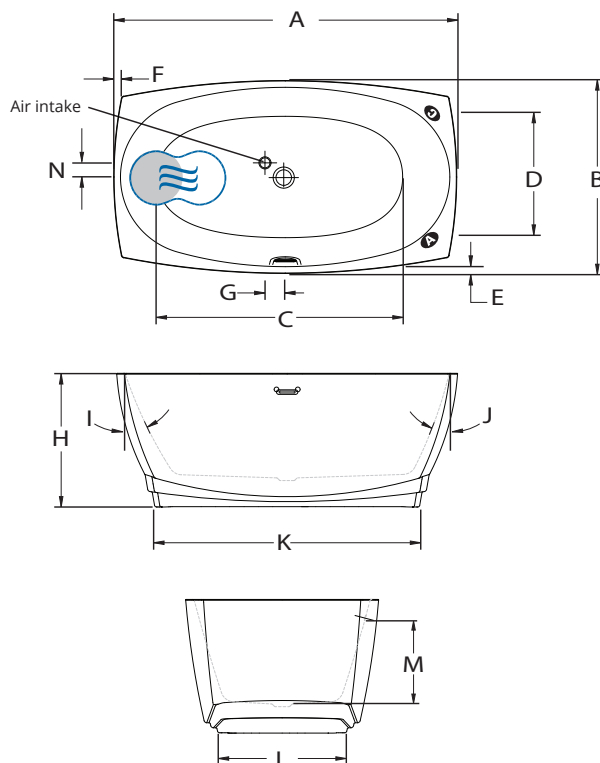


ESTHESIA 6436 (FREESTANDING)



ESTHESIA®

INSTALLATION



| LETTER | DESCRIPTION | MEASURE |
|--------|---|--------------------|
| A | Total length | 64" |
| B | Total width | 36" |
| C | Bathing well length | 47 3/8" |
| D | Bathing well width | 23" |
| E | Deck width | 1 5/8" |
| F | Deck width at headrest | 1 5/8" |
| G | Center drain to center air intake | 3 1/2" |
| H | Total height | 25" |
| I | Slope of backrest | 26° |
| J | Slope of backrest | 21° |
| K | Base length | 49 5/8" |
| L | Base width | 23 7/8" |
| M | Maximum water level Maximum water level with AromaFlow | 15 7/8" 15 1/8" |
| N | Center drain to center air intake | 2 3/4" |

- A** AromaCloud® position
- G** Control position when factory-installed (Mia® or DOT)
- Indicates heated backrest (TMU)
- ☞ Indicates WarmTouchShell® position (TUB)

TECHNICAL SPECIFICATIONS

| | |
|----------------------------------|--|
| Hot water supply required | The hot water supply should be 70% or more of the bath's total water capacity. |
| Turbine | Access to the pump must be at least 18" x 22". Standard connection is 20 A, 120 V, 60 Hz, dedicated line with a Ground-Fault Circuit Interrupter (GFCI). For any additional option, a second line is needed 15 A, 120 V, 60 Hz, dedicated line with a GFCI. Air vent necessary: 2" x 4" minimum. |
| Others | <ul style="list-style-type: none"> - The Geysair® is located on the same side as the heated backrest. It must NOT be relocated. It must be connected to the hot water supply and be accessible (provide access). - Faucet must be freestanding or wall-mounted. - The turbine must be remotely installed. - The water level will be lower when an AromaFlow is installed. |

Our products must be installed by certified professionals only and according to our Owner's Manual as well as federal, provincial/state and local building codes and regulations (www.bainultra.com/dealers/dealer-documentation-and-catalog).

| | |
|--------------------------------|------------|
| Cutting template | # 90000066 |
| Approx. shipping weight | 240 lb |
| Turbine power | 550 W |
| Air heater | 600 W |
| WARRANTY | |
| Controls-LED-Geysair* | 5 years |
| Bath & turbine* | 20 years |

* Some restrictions apply | www.bainultra.com/warranty

The specifications shown indicate the outer edge dimension and the inside bathing capacity dimension measured at air jets' height. The manufacturer accepts a 1/4" [0.64 cm] variance. There are variations on each product and specifications are subject to change as we improve upon our product as required. The dimensions needed for site preparation and structure building will differ. BainUltra® assumes no responsibility for preparatory work done prior to the product being on site.

EVANESCENCE 5936

59" x 36" x 28" (FREESTANDING)

Evanescence means "state of transformation." The collection is an invitation to turn your relaxation space into a sanctuary of luxury and wellness.

PRODUCT NO.

| MODEL | TMU | TUB |
|--------------|--------------|--------------|
| Freestanding | BEVFOF00T-XX | BEVFOF00N-XX |

THERMOMASSEUR (TMU)

Hydro-thermo massage • Air jet system

\$9,325

| | |
|-------------------------------------|----------|
| Jets | 35 |
| 1 heated backrest & headrest | Included |
| MiaPlus® Control* | Included |
| BU-Touch Control Application | Included |
| Geysair® | Included |
| AromaCloud® | N/A |
| AromaFlow*** BAROMAF NEW | \$950 |
| Illuzio Chromatherapy BCHRO6 | \$925 |

TUB

Soaker

\$6,735

| | |
|-------------------------------------|-----------------------|
| AromaCloud® | N/A |
| AromaFlow*** BAROMAF NEW | \$950 |
| Illuzio Chromatherapy BCHRO6 | \$925 |
| WarmTouchShell® BWTS | \$1,125 |
| DOT control | Included with therapy |

FEATURES

| | |
|-------------------|--------------|
| Installation type | Freestanding |
| No. of bathers | 4 |
| US gallons | 49 |
| Imp. gallons | 41 |
| Raised headrest | 1 |

INTEGRATED WASTE & OVERFLOW **BOVERINI-XX** p. 10

| | |
|---|----------------------|
| White 01 , Chrome 07 , Brushed Nickel 09 , Polished Nickel 10 , Matte White with UltraVelour finish 32 | Installed & Included |
|---|----------------------|

STANDARD COLOR p. 13

| | |
|-----------------|----------|
| White 01 | Included |
|-----------------|----------|

OPTIONS (UPCHARGE APPLICABLE)

COLOR p. 13

| | | |
|---|-------------------------|-------|
|  | Black / White 66 | \$475 |
|---|-------------------------|-------|

FINISH p. 6

| | |
|--|-------|
| UltraVelour Matte Finish (white only) BVEL2 | \$850 |
|--|-------|

UNIVERSAL ARMRESTS **BGBGU-XX** p. 12

| | |
|-----------------|-------|
| White 01 | \$750 |
|-----------------|-------|

INTEGRATED WASTE & OVERFLOW **BOVERINI-XX** p. 10

| | |
|---|-------|
| Matte Black 19 , Satin Brass 18 | \$120 |
|---|-------|

ISLAND TUB DRAIN™*** p. 11

| | |
|---|-------|
| Island Tub Drain™ BISLDD | \$260 |
| Cast Iron Island Tub Drain™ BISLDDCI | \$310 |

IF REQUIRED BY CONSTRUCTION CODE

| | |
|--|-------|
| Brass waste & overflow kit BDRCOB | \$240 |
| Brass waste kit BDRCB | \$60 |



Don't forget to specify the **finish of the integrated waste & overflow.**

* For TMU, control must be wall-mounted. Faucets must be freestanding or wall-mounted.

** An Island Tub Drain™ is required when there is **no access under the bath.**

*** When ordering an AromaFlow, an Integrated waste & overflow is mandatory (Included). Specify the finish of the waste.

TO ORDER

Complete the **ORDER FORM** in the bainultra.com/interactive-price-list or on bainultra.com/extranet or send your PO to orderdesk@bainultra.com

FOR THE INSTALLER

SCAN TO VIEW INSTALLATION VIDEO (3:20 MIN)



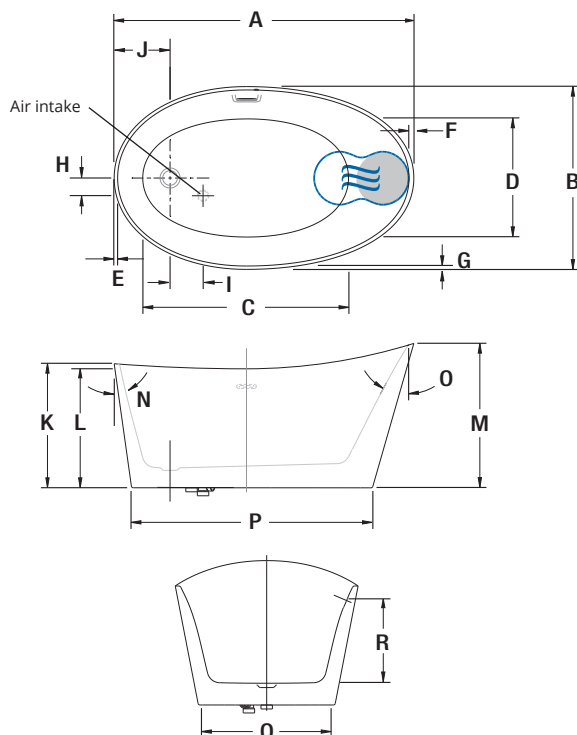


EVANESCENCE 5936 (FREESTANDING)



EVANESCENCE®

INSTALLATION



| LETTER | DESCRIPTION | MEASURE |
|--------|---|---------------------|
| A | Total length | 59" |
| B | Total width | 36" |
| C | Bathing well length | 41 1/2" |
| D | Bathing well width | 23 7/8" |
| E | Deck width at drain end | 1" |
| F | Deck width at headrest | 1 1/8" |
| G | Deck width | 1 1/8" |
| H | Center bath drain to air intake | 3 1/2" |
| I | Center bath drain to air intake | 6 1/2" |
| J | Outside edge to center bath drain | 11" |
| K | Total height | 24 1/2" |
| L | Minimum height of bath | 23 1/2" |
| M | Total height to headrest | 28 1/2" |
| N | Slope at drain end | 12° |
| O | Slope of backrest | 31° |
| P | Base length | 47 3/8" |
| Q | Base width | 26 7/8" |
| R | Maximum water level Maximum water level with AromaFlow | 15 7/8" 15 5/16" |

● Indicates heated backrest (TMU)

⦿ Indicates WarmTouchShell® position (TUB)

TECHNICAL SPECIFICATIONS

| | |
|----------------------------------|---|
| Hot water supply required | The hot water supply should be 70% or more of the bath's total water capacity. |
| Turbine | Access to the pump must be at least 18" x 22". Standard connection is 20 A, 120 V, 60 Hz , dedicated line with a Ground-Fault Circuit Interrupter (GFCI). For any additional option, a second line is needed 15 A, 120 V, 60 Hz , dedicated line with a GFCI. Air vent necessary: 2" x 4" minimum. |
| Others | <ul style="list-style-type: none"> - The Geysair® is located on the same side as the heated backrest. It must NOT be relocated. It must be connected to the hot water supply and be accessible (provide access). - Faucet must be freestanding or wall-mounted. - The turbine must be remotely installed. - Controls cannot be installed on the bath. - The water level will vary when an AromaFlow is installed. |

Our products must be installed by certified professionals only and according to our Owner's Manual as well as federal, provincial/state and local building codes and regulations (www.bainultra.com/dealers/dealer-documentation-and-catalog).

The specifications shown indicate the outer edge dimension and the inside bathing capacity dimension measured at air jets' height. The manufacturer accepts a 1/4" [0.64 cm] variance. There are variations on each product and specifications are subject to change as we improve upon our product as required. The dimensions needed for site preparation and structure building will differ. BainUltra® assumes no responsibility for preparatory work done prior to the product being on site.

| | |
|--------------------------------|------------|
| Cutting template | # 90000069 |
| Approx. shipping weight | 220 lb |
| Turbine power | 550 W |
| Air heater | 600 W |
| WARRANTY | |
| Controls-LED-Geysair* | 5 years |
| Bath & turbine* | 20 years |

* Some restrictions apply | www.bainultra.com/warranty

EVANESCENCE 6634

66" x 34" x 28" (FREESTANDING)

Evanescence means "state of transformation." The collection is an invitation to turn your relaxation space into a sanctuary of luxury and wellness.

PRODUCT NO.

| MODEL | TMU | TUB |
|--------------|--------------|--------------|
| Freestanding | BEVKRF00T-XX | BEVKRF00N-XX |

THERMOMASSEUR (TMU)

Hydro-thermo massage • Air jet system

\$10,420

| | |
|--|----------|
| Jets | 38 |
| 1 heated backrest & headrest | Included |
| MiaPlus® Control* | Included |
| BU-Touch Control Application | Included |
| Geysair® | Included |
| AromaCloud® | N/A |
| AromaFlow*** BAROMAF NEW | \$950 |
| Illuzio Chromatherapy BCHRO6 | \$925 |
| 2 nd heated backrest (WTS-1 zone) BSHB | \$1,125 |

TUB

Soaker

\$7,800

| | |
|--|-----------------------|
| AromaCloud® | N/A |
| AromaFlow*** BAROMAF NEW | \$950 |
| Illuzio Chromatherapy BCHRO6 | \$925 |
| WarmTouchShell® BWTS | \$1,125 |
| DOT control | Included with therapy |
| 2 nd WarmTouchShell® BWTS2 | \$370 |

FEATURES

| | |
|-------------------|--------------|
| Installation type | Freestanding |
| No. of bathers | 2 |
| US gallons | 55 |
| Imp. gallons | 46 |
| Raised headrests | 2 |

INTEGRATED WASTE & OVERFLOW **BOVERINI-XX** p. 10

| | |
|---|----------------------|
| White 01 , Chrome 07 , Brushed Nickel 09 , Polished Nickel 10 , Matte White with UltraVelour finish 32 | Installed & Included |
|---|----------------------|

STANDARD COLOR p. 13

| | |
|-----------------|----------|
| White 01 | Included |
|-----------------|----------|

OPTIONS (UPCHARGE APPLICABLE)

COLOR p. 13

| | |
|-------------------------|-------|
| Black / White 66 | \$475 |
|-------------------------|-------|

FINISH p. 6

| | |
|--|-------|
| UltraVelour Matte Finish (white only) BVEL2 | \$850 |
|--|-------|

UNIVERSAL ARMRESTS **BGBGU-XX** p. 12

| | |
|-----------------|-------|
| White 01 | \$750 |
|-----------------|-------|

INTEGRATED WASTE & OVERFLOW **BOVERINI-XX** p. 10

| | |
|---|-------|
| Matte Black 19 , Satin Brass 18 | \$120 |
|---|-------|

ISLAND TUB DRAIN™** p. 11

| | |
|---|-------|
| Island Tub Drain™ BISLDD | \$260 |
| Cast Iron Island Tub Drain™ BISLDDCI | \$310 |

IF REQUIRED BY CONSTRUCTION CODE

| | |
|--|-------|
| Brass waste & overflow kit BDRCOB | \$240 |
| Brass waste kit BDRCB | \$60 |



Don't forget to specify the **finish of the integrated waste & overflow.**

* For TMU, control must be wall-mounted. Faucets must be freestanding or wall-mounted.

** An Island Tub Drain™ is required when there is **no access under the bath.**

*** When ordering an AromaFlow, an Integrated waste & overflow is mandatory (Included). Specify the finish of the waste.

TO ORDER

Complete the **ORDER FORM** in the bainultra.com/interactive-price-list or on bainultra.com/extranet or send your PO to orderdesk@bainultra.com

FOR THE INSTALLER

SCAN
TO VIEW
INSTALLATION
VIDEO (3:20 MIN)





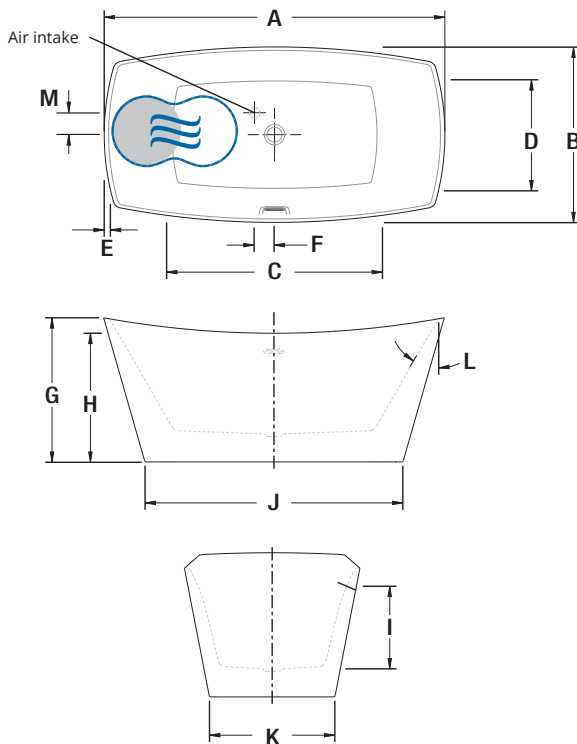
EVANESCENCE 6634 (FREESTANDING)



Evanescence 6634 with AromaFlow

EVANESCENCE®

INSTALLATION



| LETTER | DESCRIPTION | MEASURE |
|--------|---|---------------------|
| A | Total length | 66" |
| B | Total width | 34" |
| C | Bathing well length | 41 7/8" |
| D | Bathing well width | 21 1/2" |
| E | Deck width | 1 1/4" |
| F | Center drain to center air intake | 3 7/8" |
| G | Total height to headrest | 28" |
| H | Minimum height to center | 25" |
| I | Maximum water level Maximum water level with AromaFlow | 15 7/8" 15 5/16" |
| J | Base length | 50" |
| K | Base width | 24 1/4" |
| L | Slope of backrest | 31° |
| M | Center drain to center air intake | 4 1/4" |

● Indicates heated backrest (TMU)

☞ Indicates WarmTouchShell® position (TUB)

TECHNICAL SPECIFICATIONS

| | |
|---------------------------|---|
| Hot water supply required | The hot water supply should be 70% or more of the bath's total water capacity. |
| Turbine | Access to the pump must be at least 18" x 22". Standard connection is 20 A, 120 V, 60 Hz, dedicated line with a Ground-Fault Circuit Interrupter (GFCI). For any additional option, a second line is needed 15 A, 120 V, 60 Hz, dedicated line with a GFCI. Air vent necessary: 2" x 4" minimum. |
| Others | <ul style="list-style-type: none"> - The Geysair® is located on the same side as the heated backrest. It must NOT be relocated. It must be connected to the hot water supply and be accessible (provide access). - Faucet must be freestanding or wall-mounted. - The turbine must be remotely installed. - Controls cannot be installed on the deck of the bath. - The water level will vary when an AromaFlow is installed. |

Our products must be installed by certified professionals only and according to our Owner's Manual as well as federal, provincial/state and local building codes and regulations (www.bainultra.com/dealers/dealer-documentation-and-catalog).

| | |
|-------------------------|------------|
| Cutting template | # 90000065 |
| Approx. shipping weight | 230 lb |
| Turbine power | 550 W |
| Air heater | 600 W |
| WARRANTY | |
| Controls-LED-Geysair* | 5 years |
| Bath & turbine* | 20 years |

* Some restrictions apply | www.bainultra.com/warranty

The specifications shown indicate the outer edge dimension and the inside bathing capacity dimension measured at air jets' height. The manufacturer accepts a 1/4" [0.64 cm] variance. There are variations on each product and specifications are subject to change as we improve upon our product as required. The dimensions needed for site preparation and structure building will differ. BainUltra® assumes no responsibility for preparatory work done prior to the product being on site.

EVANESCENCE OVAL 6636

66" x 36" x 28" (FREESTANDING)

Evanesence means "state of transformation." The collection is an invitation to turn your relaxation space into a sanctuary of luxury and wellness.

PRODUCT NO.

| MODEL | TMU | TUB |
|--------------|--------------|--------------|
| Freestanding | BEVLOF00T-XX | BEVLOF00N-XX |

THERMOMASSEUR (TMU)

Hydro-thermo massage • Air jet system

\$10,420

| | |
|--|----------|
| Jets | 35 |
| 1 heated backrest & headrest | Included |
| MiaPlus® Control* | Included |
| BU-Touch Control Application | Included |
| Geysair® | Included |
| AromaCloud® | N/A |
| AromaFlow*** BAROMAF NEW | \$950 |
| Illuzio Chromatherapy BCHRO6 | \$925 |
| 2 nd heated backrest (WTS-1 zone) BSHB | \$1,125 |

TUB

Soaker

\$7,800

| | |
|--|-----------------------|
| AromaCloud® | N/A |
| AromaFlow*** BAROMAF NEW | \$950 |
| Illuzio Chromatherapy BCHRO6 | \$925 |
| WarmTouchShell® BWTS | \$1,125 |
| DOT control | Included with therapy |
| 2 nd WarmTouchShell® BWTS2 | \$370 |

FEATURES

| | |
|-------------------|--------------|
| Installation type | Freestanding |
| No. of bathers | 2 |
| US gallons | 51 |
| Imp. gallons | 42 |
| Raised headrests | 2 |

INTEGRATED WASTE & OVERFLOW **BOVERINI-XX** p. 10

| | |
|---|----------------------|
| White 01 , Chrome 07 , Brushed Nickel 09 , Polished Nickel 10 , Matte White with UltraVelour finish 32 | Installed & Included |
|---|----------------------|

STANDARD COLOR p. 13

| | |
|-----------------|----------|
| White 01 | Included |
|-----------------|----------|

OPTIONS (UPCHARGE APPLICABLE)

COLOR p. 13

| | |
|-------------------------|-------|
| Black / White 66 | \$475 |
|-------------------------|-------|

FINISH p. 6

| | |
|--|-------|
| UltraVelour Matte Finish (white only) BVEL2 | \$850 |
|--|-------|

UNIVERSAL ARMRESTS **BGBGU-XX** p. 12

| | |
|-----------------|-------|
| White 01 | \$750 |
|-----------------|-------|

INTEGRATED WASTE & OVERFLOW **BOVERINI-XX** p. 10

| | |
|---|-------|
| Matte Black 19 , Satin Brass 18 | \$120 |
|---|-------|

ISLAND TUB DRAIN™** p. 11

| | |
|---|-------|
| Island Tub Drain™ BISLDD | \$260 |
| Cast Iron Island Tub Drain™ BISLDDCI | \$310 |

IF REQUIRED BY CONSTRUCTION CODE

| | |
|--|-------|
| Brass waste & overflow kit BDRCOB | \$240 |
| Brass waste kit BDRCB | \$60 |



Don't forget to specify the **finish of the integrated waste & overflow.**

* For TMU, control must be wall-mounted. Faucets must be freestanding or wall-mounted.

** An Island Tub Drain™ is required when there is **no access under the bath.**

*** When ordering an AromaFlow, an Integrated waste & overflow is mandatory (Included). Specify the finish of the waste.

TO ORDER

Complete the **ORDER FORM** in the bainultra.com/interactive-price-list or on bainultra.com/extranet or send your PO to orderdesk@bainultra.com

FOR THE INSTALLER

SCAN
TO VIEW
INSTALLATION
VIDEO (3:20 MIN)



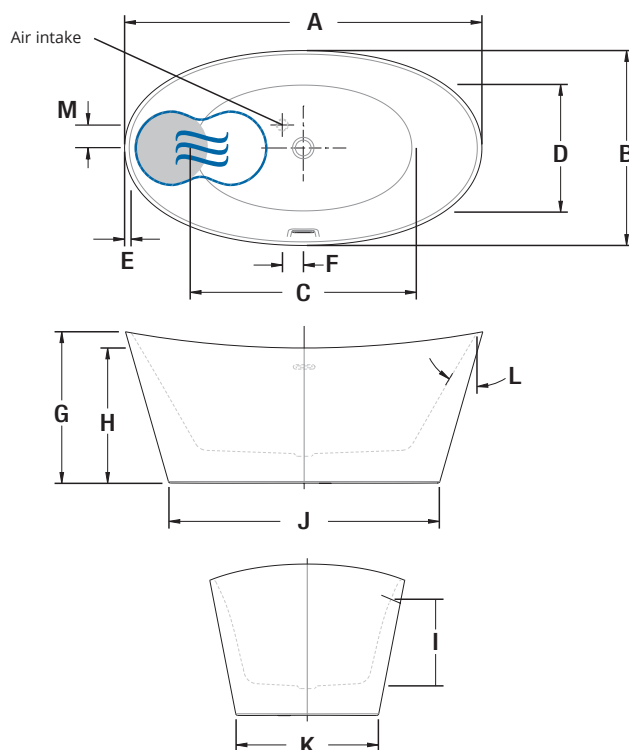


EVANESCENCE OVAL 6636 (FREESTANDING)



EVANESCENCE®

INSTALLATION



| LETTER | DESCRIPTION | MEASURE |
|--------|---|---------------------|
| A | Total length | 66" |
| B | Total width | 36" |
| C | Bathing well length | 41 3/4" |
| D | Bathing well width | 23 5/8" |
| E | Deck width | 1 1/4" |
| F | Center drain to center air intake | 3 7/8" |
| G | Total height to headrest | 28" |
| H | Minimum height to center | 25" |
| I | Maximum water level Maximum water level with AromaFlow | 15 7/8" 15 5/16" |
| J | Base length | 50" |
| K | Base width | 26 1/4" |
| L | Slope of backrests | 31° |
| M | Center drain to center air intake | 4 1/4" |

- Indicates heated backrest (TMU)
- ☞ Indicates WarmTouchShell® position (TUB)

TECHNICAL SPECIFICATIONS

| | |
|----------------------------------|---|
| Hot water supply required | The hot water supply should be 70% or more of the bath's total water capacity. |
| Turbine | Access to the pump must be at least 18" x 22". Standard connection is 20 A, 120 V, 60 Hz, dedicated line with a Ground-Fault Circuit Interrupter (GFCI). For any additional option, a second line is needed 15 A, 120 V, 60 Hz, dedicated line with a GFCI. Air vent necessary: 2" x 4" minimum. |
| Others | <ul style="list-style-type: none"> - The Geysair® is located on the same side as the heated backrest. It must NOT be relocated. It must be connected to the hot water supply and be accessible (provide access). - Faucet must be freestanding or wall-mounted. - The turbine must be remotely installed. - Controls cannot be installed on the bath. - The water level will vary when an AromaFlow is installed. |

Our products must be installed by certified professionals only and according to our Owner's Manual as well as federal, provincial/state and local building codes and regulations (www.bainultra.com/dealers/dealer-documentation-and-catalog).

| | |
|--------------------------------|------------|
| Cutting template | # 90000064 |
| Approx. shipping weight | 230 lb |
| Turbine power | 550 W |
| Air heater | 600 W |
| WARRANTY | |
| Controls-LED-Geysair* | 5 years |
| Bath & turbine* | 20 years |

* Some restrictions apply | www.bainultra.com/warranty

The specifications shown indicate the outer edge dimension and the inside bathing capacity dimension measured at air jets' height. The manufacturer accepts a 1/4" [0.64 cm] variance. There are variations on each product and specifications are subject to change as we improve upon our product as required. The dimensions needed for site preparation and structure building will differ. BainUltra® assumes no responsibility for preparatory work done prior to the product being on site.

EVANESCENCE OVAL 7440

74" x 40" x 28" (FREESTANDING)

Evanescence means "state of transformation." The collection is an invitation to turn your relaxation space into a sanctuary of luxury and wellness.

PRODUCT NO.

| MODEL | TMU | TUB |
|--------------|--------------|--------------|
| Freestanding | BEVUOF00T-XX | BEVUOF00N-XX |

THERMOMASSEUR (TMU)

Hydro-thermo massage • Air jet system

\$10,685

| | |
|--|----------|
| Jets | 41 |
| 1 heated backrest & headrest | Included |
| MiaPlus® Control* | Included |
| BU-Touch Control Application | Included |
| Geysair® | Included |
| AromaCloud® | N/A |
| AromaFlow*** BAROMAF NEW | \$950 |
| Illuzio Chromatherapy BCHRO6 | \$925 |
| 2nd heated backrest (WTS-1 zone) BSHB | \$1,125 |

TUB

Soaker

\$8,205

| | |
|--|-----------------------|
| AromaCloud® | N/A |
| AromaFlow*** BAROMAF NEW | \$950 |
| Illuzio Chromatherapy BCHRO6 | \$925 |
| WarmTouchShell® BWTS | \$1,125 |
| DOT control | Included with therapy |
| 2nd WarmTouchShell® BWTS2 | \$370 |

FEATURES

| | |
|-------------------|--------------|
| Installation type | Freestanding |
| No. of bathers | 2 |
| US gallons | 68 |
| Imp. gallons | 57 |
| Raised headrests | 2 |

INTEGRATED WASTE & OVERFLOW **BOVERINI-XX** p. 10

White **01**, Chrome **07**, Brushed Nickel **09**,
Polished Nickel **10**, Matte White with
UltraVelour finish **32**

Installed & Included

STANDARD COLOR p. 13

| | |
|-----------------|----------|
| White 01 | Included |
|-----------------|----------|

OPTIONS (UPCHARGE APPLICABLE)

COLOR p. 13

| | | |
|---|-------------------------|-------|
|  | Black / White 66 | \$475 |
|---|-------------------------|-------|

FINISH p. 6

| | |
|--|-------|
| UltraVelour Matte Finish (white only) BVEL2 | \$850 |
|--|-------|

UNIVERSAL ARMRESTS **BGBGU-XX** p. 12

| | |
|-----------------|-------|
| White 01 | \$750 |
|-----------------|-------|

INTEGRATED WASTE & OVERFLOW **BOVERINI-XX** p. 10

| | |
|---|-------|
| Matte Black 19 , Satin Brass 18 | \$120 |
|---|-------|

ISLAND TUB DRAIN™** p. 11

| | |
|---|-------|
| Island Tub Drain™ BISLDD | \$260 |
| Cast Iron Island Tub Drain™ BISLDDCI | \$310 |

IF REQUIRED BY CONSTRUCTION CODE

| | |
|--|-------|
| Brass waste & overflow kit BDRCOB | \$240 |
| Brass waste kit BDRCB | \$60 |



Don't forget to specify the **finish of the integrated waste & overflow.**

* For TMU, control must be wall-mounted. Faucets must be freestanding or wall-mounted.

** An Island Tub Drain™ is required when there is **no access under the bath.**

*** When ordering an AromaFlow, an Integrated waste & overflow is mandatory (Included). Specify the finish of the waste.

TO ORDER

Complete the **ORDER FORM** in the bainultra.com/interactive-price-list or on bainultra.com/extranet or send your PO to orderdesk@bainultra.com

FOR THE INSTALLER

SCAN
TO VIEW
INSTALLATION
VIDEO (3:20 MIN)



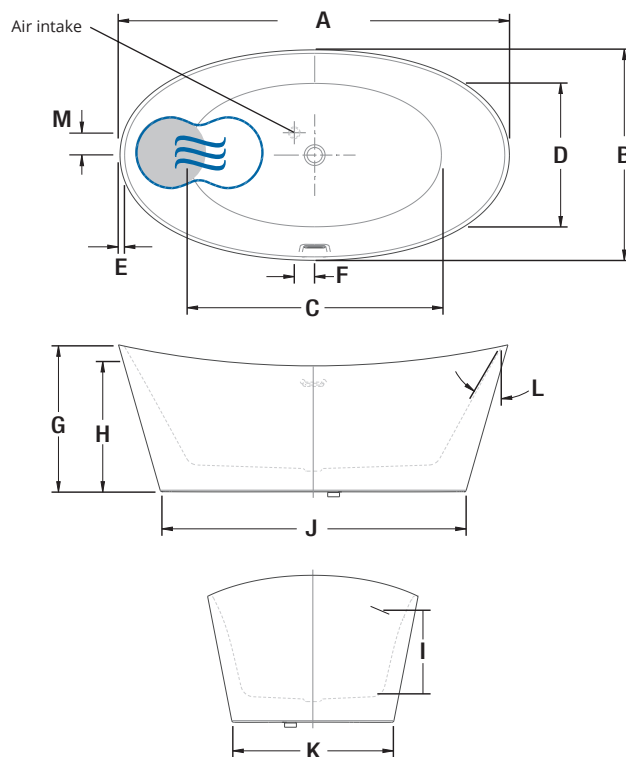


EVANESCENCE OVAL 7440 (FREESTANDING)



EVANESCENCE®

INSTALLATION



| LETTER | DESCRIPTION | MEASURE |
|--------|---|---------------------|
| A | Total length | 74" |
| B | Total width | 40" |
| C | Bathing well length | 49 1/2" |
| D | Bathing well width | 27 5/8" |
| E | Deck width | 1 1/4" |
| F | Center drain to center air intake | 3 7/8" |
| G | Total height to headrest | 28" |
| H | Minimum height to center | 24" |
| I | Maximum water level Maximum water level with AromaFlow | 15 7/8" 15 5/16" |
| J | Base length | 58" |
| K | Base width | 30 5/8" |
| L | Slope of backrests | 29° |
| M | Center drain to center air intake | 4 1/4" |

● Indicates heated backrest (TMU)

☞ Indicates WarmTouchShell® position (TUB)

TECHNICAL SPECIFICATIONS

| | |
|----------------------------------|---|
| Hot water supply required | The hot water supply should be 70% or more of the bath's total water capacity. |
| Turbine | Access to the pump must be at least 18" x 22". Standard connection is 20 A, 120 V, 60 Hz, dedicated line with a Ground-Fault Circuit Interrupter (GFCI). For any additional option, a second line is needed 15 A, 120 V, 60 Hz, dedicated line with a GFCI. Air vent necessary: 2" x 4" minimum. |
| Others | <ul style="list-style-type: none"> - The Geysair® is located on the same side as the heated backrest. It must NOT be relocated. It must be connected to the hot water supply and be accessible (provide access). - Faucet must be freestanding or wall-mounted. - The turbine must be remotely installed. - Controls cannot be installed on the bath. - The water level will vary when an AromaFlow is installed. |

Our products must be installed by certified professionals only and according to our Owner's Manual as well as federal, provincial/state and local building codes and regulations (www.bainultra.com/dealers/dealer-documentation-and-catalog).

| | |
|--------------------------------|------------|
| Cutting template | # 90000074 |
| Approx. shipping weight | 260 lb |
| Turbine power | 550 W |
| Air heater | 600 W |
| WARRANTY | |
| Controls-LED-Geysair* | 5 years |
| Bath & turbine* | 20 years |

* Some restrictions apply | www.bainultra.com/warranty

The specifications shown indicate the outer edge dimension and the inside bathing capacity dimension measured at air jets' height. The manufacturer accepts a 1/4" [0.64 cm] variance. There are variations on each product and specifications are subject to change as we improve upon our product as required. The dimensions needed for site preparation and structure building will differ. BainUltra® assumes no responsibility for preparatory work done prior to the product being on site.

LIBRA 6632

66" x 32" x 23" (FREESTANDING)

Libra's symmetrical lines and universal look will be a perfect fit in any style bathroom.
The identical soft slope of the interior walls brings comfort and relaxation for one or two bathers.

PRODUCT NO.

| MODEL | TMU | TUB |
|--------------|--------------|--------------|
| Freestanding | BLIIRF00T-XX | BLIIRF00N-XX |

THERMOMASSEUR (TMU)

Hydro-thermo massage • Air jet system

\$8,850

| | |
|---------------------------------------|----------|
| Jets | 42 |
| 1 heated backrest | Included |
| MiaPlus® Control* (not installed) | Included |
| BU-Touch Control Application | Included |
| Geysair® | Included |
| AromaCloud® | N/A |
| AromaFlow*** BAROMAF NEW | \$950 |
| Illuzio Chromatherapy BCHRO6 | \$925 |
| 2nd heated backrest (WTS-1 zone) BSHB | \$1,125 |

TUB

Soaker

\$6,500

| | |
|------------------------------|-----------------------|
| AromaFlow*** BAROMAF NEW | \$950 |
| Illuzio Chromatherapy BCHRO6 | \$925 |
| WarmTouchShell® BWTS | \$1,125 |
| DOT control | Included with therapy |
| 2nd WarmTouchShell® BWTS2 | \$370 |

FEATURES

| | |
|--|----------------------|
| Installation type | Freestanding |
| No. of bathers | 2 |
| US gallons | 63 |
| Imp. gallons | 52 |
| INTEGRATED WASTE & OVERFLOW BOVERINI-XX p.10 | |
| White 01, Chrome 07, Brushed Nickel 09, Polished Nickel 10, Matte White with UltraVelour finish 32 | Installed & Included |
| STANDARD COLOR p.13 | |
| White 01 | Included |

OPTIONS (UPCHARGE APPLICABLE)

COLOR p.13

| | |
|------------------|-------|
| Black / White 66 | \$475 |
|------------------|-------|

FINISH p.6

| | |
|---|-------|
| UltraVelour Matte Finish (white only) BVEL2 | \$850 |
|---|-------|

UNIVERSAL ARMRESTS BGBGU-XX p.12

| | |
|----------|-------|
| White 01 | \$750 |
|----------|-------|

INTEGRATED WASTE & OVERFLOW BOVERINI-XX p.10

| | |
|--------------------------------|-------|
| Matte Black 19, Satin Brass 18 | \$120 |
|--------------------------------|-------|

ISLAND TUB DRAIN™** p.11

| | |
|--------------------------------------|-------|
| Island Tub Drain™ BISLDD | \$260 |
| Cast Iron Island Tub Drain™ BISLDDCI | \$310 |

IF REQUIRED BY CONSTRUCTION CODE

| | |
|-----------------------------------|-------|
| Brass waste & overflow kit BDRCOB | \$240 |
| Brass waste kit BDRCB | \$60 |



Don't forget to specify the **finish of the integrated waste & overflow.**

* Control must be wall-mounted. Faucets must be freestanding or wall-mounted.

** An Island Tub Drain™ is recommended when there is **no access under the bath.**

*** When ordering an AromaFlow, an Integrated waste & overflow is mandatory (Included). Specify the finish of the waste.

TO ORDER

Complete the **ORDER FORM** in the bainultra.com/interactive-price-list or on bainultra.com/extranet or send your PO to orderdesk@bainultra.com

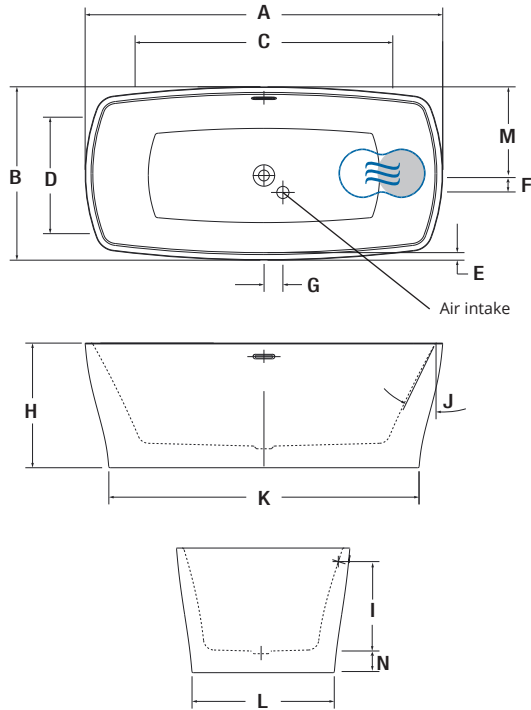
FOR THE INSTALLER

SCAN
TO VIEW
INSTALLATION
VIDEO (3:20 MIN)



LIBRA 6632 (FREESTANDING)

INSTALLATION



| LETTER | DESCRIPTION | MEASURE |
|--------|---|--------------------|
| A | Total length | 66" |
| B | Total width | 32" |
| C | Bathing well length | 47 1/2" |
| D | Bathing well width | 21 1/2" |
| E | Deck width | 1 3/8" |
| F | Center waste to air intake (side) | 3 1/8" |
| G | Center waste to air intake (front) | 3 1/2" |
| H | Total height | 23" |
| I | Maximum water level Maximum water level with AromaFlow | 16 3/8" 14 3/4" |
| J | Slope of backrests | 26° |
| K | Base length | 57 1/4" |
| L | Base width | 26 1/4" |
| M | The outer edge to center of waste | 16 3/8" |
| N | Height from drain to floor | 3 1/2" |

● Indicates heated backrest (TMU)

☞ Indicates WarmTouchShell® position (TUB)

TECHNICAL SPECIFICATIONS

| | |
|---------------------------|---|
| Hot water supply required | The hot water supply should be 70% or more of the bath's total water capacity. |
| Turbine | Turbine is remotely installed; access to the pump must be at least 18" x 22". Standard connection is 20 A, 120 V, 60 Hz , dedicated line with a Ground-Fault Circuit Interrupter (GFCI). For any additional option, a second line is needed 15 A, 120 V, 60 Hz , dedicated line with a GFCI. Air vent necessary: 2" x 4" minimum. |
| Others | <ul style="list-style-type: none"> - The Geysair® is located on the same side as the heated backrest. It must NOT be relocated. It must be connected to the hot water supply and be accessible (provide access). - Faucet must be freestanding or wall-mounted. - The turbine must be remotely installed. - Controls cannot be installed on the deck of the bath. - The water level will be lower when an AromaFlow is installed. |

Our products must be installed by certified professionals only and according to our Owner's Manual as well as federal, provincial/state and local building codes and regulations (www.bainultra.com/dealers/dealer-documentation-and-catalog).

| | |
|-------------------------|------------|
| Cutting template | # 90000082 |
| Approx. shipping weight | 240 lb |
| Turbine power | 550 W |
| Air heater | 600 W |
| WARRANTY | |
| Controls-LED-Geysair* | 5 years |
| Bath & turbine* | 20 years |

* Some restrictions apply | www.bainultra.com/warranty

The specifications shown indicate the outer edge dimension and the inside bathing capacity dimension measured at air jets' height. The manufacturer accepts a 1/4" [0.64 cm] variance. There are variations on each product and specifications are subject to change as we improve upon our product as required. The dimensions needed for site preparation and structure building will differ. BainUltra® assumes no responsibility for preparatory work done prior to the product being on site.

LIBRA AURORA 6634

66" x 34" x 24" (FREESTANDING)

Libra's symmetrical lines and universal look will be a perfect fit in any style bathroom.
The identical soft slope of the interior walls brings comfort and relaxation for one or two bathers.

PRODUCT NO.

| MODEL | TMU | TUB |
|--------------|--------------|--------------|
| Freestanding | BLAKOF00T-XX | BLAKOF00N-XX |

THERMOMASSEUR (TMU)

Hydro-thermo massage • Air jet system

\$9,330

| | |
|---------------------------------------|----------|
| Jets | 40 |
| 1 heated backrest | Included |
| MiaPlus® Control* (not installed) | Included |
| BU-Touch Control Application | Included |
| Geysair® | Included |
| AromaCloud® | N/A |
| AromaFlow*** BAROMAF NEW | \$950 |
| Illuzio Chromatherapy BCHRO6 | \$925 |
| 2nd heated backrest (WTS-1 zone) BSHB | \$1,125 |

TUB

Soaker

\$6,980

| | |
|------------------------------|-----------------------|
| AromaFlow*** BAROMAF NEW | \$950 |
| Illuzio Chromatherapy BCHRO6 | \$925 |
| WarmTouchShell® BWTS | \$1,125 |
| DOT control | Included with therapy |
| 2nd WarmTouchShell® BWTS2 | \$370 |

FEATURES

| | |
|-------------------|--------------|
| Installation type | Freestanding |
| No. of bathers | 2 |
| US gallons | 58 |
| Imp. gallons | 48 |

INTEGRATED WASTE & OVERFLOW BOVERINI-XX p.10

| | |
|--|----------------------|
| White 01, Chrome 07, Brushed Nickel 09, Polished Nickel 10, Matte White with UltraVelour finish 32 | Installed & Included |
|--|----------------------|

STANDARD COLOR p.13

| | |
|----------|----------|
| White 01 | Included |
|----------|----------|

OPTIONS (UPCHARGE APPLICABLE)

COLOR p.13

| | |
|------------------|-------|
| Black / White 66 | \$475 |
|------------------|-------|

FINISH p.6

| | |
|---|-------|
| UltraVelour Matte Finish (white only) BVEL2 | \$850 |
|---|-------|

UNIVERSAL ARMRESTS BGBGU-XX p.12

| | |
|----------|-------|
| White 01 | \$750 |
|----------|-------|

INTEGRATED WASTE & OVERFLOW BOVERINI-XX p.10

| | |
|--------------------------------|-------|
| Matte Black 19, Satin Brass 18 | \$120 |
|--------------------------------|-------|

ISLAND TUB DRAIN™** p.11

| | |
|--------------------------------------|-------|
| Island Tub Drain™ BISLDD | \$260 |
| Cast Iron Island Tub Drain™ BISLDDCI | \$310 |

IF REQUIRED BY CONSTRUCTION CODE

| | |
|-----------------------------------|-------|
| Brass waste & overflow kit BDRCOB | \$240 |
| Brass waste kit BDRCB | \$60 |

Don't forget to specify the **finish of the integrated waste & overflow.**

* Control must be wall-mounted. Faucets must be freestanding or wall-mounted.

** An Island Tub Drain™ is recommended when there is **no access under the bath.**

*** When ordering an AromaFlow, an Integrated waste & overflow is mandatory (Included). Specify the finish of the waste.


TO ORDER

Complete the **ORDER FORM** in the bainultra.com/interactive-price-list or on bainultra.com/extranet or send your PO to orderdesk@bainultra.com

FOR THE INSTALLER

SCAN
TO VIEW
INSTALLATION
VIDEO (3:20 MIN)

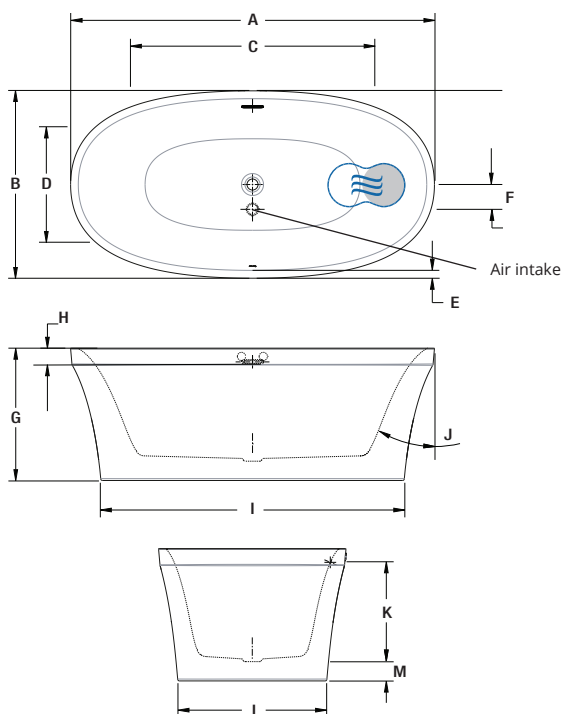




LIBRA AURORA 6634 (FREESTANDING)



INSTALLATION



| LETTER | DESCRIPTION | MEASURE |
|--------|---|-----------------------|
| A | Total length | 66" |
| B | Total width | 34" |
| C | Bathing well length | 44 1/16" |
| D | Bathing well width | 21" |
| E | Deck width | 1 7/16" |
| F | Center waste to air intake (side) | 4 1/2" |
| G | Maximum total height | 24" |
| H | Height of deck upper lip | 3" |
| I | Base length | 55" |
| J | Slope of backrests | 30° |
| K | Maximum water level Maximum water level with AromaFlow | 17 5/16" 15 15/16" |
| L | Base width | 27" |
| M | Height from drain to floor | 3 1/2" |

- Indicates heated backrest (TMU)
- ☞ Indicates WarmTouchShell® position (TUB)

TECHNICAL SPECIFICATIONS

| | |
|----------------------------------|---|
| Hot water supply required | The hot water supply should be 70% or more of the bath's total water capacity. |
| Turbine | Turbine is remotely installed; access to the pump must be at least 18" x 22". Standard connection is 20 A, 120 V, 60 Hz , dedicated line with a Ground-Fault Circuit Interrupter (GFCI). For any additional option, a second line is needed 15 A, 120 V, 60 Hz , dedicated line with a GFCI. Air vent necessary: 2" x 4" minimum. |
| Others | <ul style="list-style-type: none"> - The Geysair® is located on the same side as the heated backrest. It must NOT be relocated. It must be connected to the hot water supply and be accessible (provide access). - Faucet must be freestanding or wall-mounted. - The turbine must be remotely installed. - Controls cannot be installed on the deck of the bath. - The water level will be lower when an AromaFlow is installed. |

Our products must be installed by certified professionals only and according to our Owner's Manual as well as federal, provincial/state and local building codes and regulations (www.bainultra.com/dealers/dealer-documentation-and-catalog).

| | |
|--------------------------------|------------|
| Cutting template | # 90000087 |
| Approx. shipping weight | 230 lb |
| Turbine power | 550 W |
| Air heater | 600 W |
| WARRANTY | |
| Controls-LED-Geysair* | 5 years |
| Bath & turbine* | 20 years |

* Some restrictions apply | www.bainultra.com/warranty

The specifications shown indicate the outer edge dimension and the inside bathing capacity dimension measured at air jets' height. The manufacturer accepts a 1/4" [0.64 cm] variance. There are variations on each product and specifications are subject to change as we improve upon our product as required. The dimensions needed for site preparation and structure building will differ. BainUltra® assumes no responsibility for preparatory work done prior to the product being on site.

LIBRA OVAL 6635

66" x 35" x 27" (FREESTANDING)

Libra's symmetrical lines and universal look will be a perfect fit in any style bathroom.
The identical soft slope of the interior walls brings comfort and relaxation for one or two bathers.

PRODUCT NO.

| MODEL | TMU | TUB |
|--------------|--------------|--------------|
| Freestanding | BLIHOF00T-XX | BLIHOF00N-XX |

THERMOMASSEUR (TMU)

Hydro-thermo massage • Air jet system

\$9,750

| | |
|---------------------------------------|----------|
| Jets | 34 |
| 1 heated backrest | Included |
| MiaPlus® Control* (not installed) | Included |
| BU-Touch Control Application | Included |
| Geysair® | Included |
| AromaCloud® | N/A |
| AromaFlow*** BAROMAF NEW | \$950 |
| Illuzio Chromatherapy BCHRO6 | \$925 |
| 2nd heated backrest (WTS-1 zone) BSHB | \$1,125 |

TUB

Soaker

\$7,340

| | |
|------------------------------|-----------------------|
| AromaFlow*** BAROMAF NEW | \$950 |
| Illuzio Chromatherapy BCHRO6 | \$925 |
| WarmTouchShell® BWTS | \$1,125 |
| DOT control | Included with therapy |
| 2nd WarmTouchShell® BWTS2 | \$370 |

FEATURES

| | |
|-------------------|--------------|
| Installation type | Freestanding |
| No. of bathers | 2 |
| US gallons | 56 |
| Imp. gallons | 46 |
| Armrests | 2 |

INTEGRATED WASTE & OVERFLOW BOVERINI-XX p.10

White 01, Chrome 07, Brushed Nickel 09,
Polished Nickel 10, Matte White with
UltraVelour finish 32

Installed & Included

STANDARD COLOR p.13

| | |
|----------|----------|
| White 01 | Included |
|----------|----------|

OPTIONS (UPCHARGE APPLICABLE)

COLOR p.13

| | |
|------------------|-------|
| Black / White 66 | \$475 |
|------------------|-------|

FINISH p.6

| | |
|---|---------|
| UltraVelour Matte Finish (white only) BVEL3 | \$1,025 |
|---|---------|

INTEGRATED WASTE & OVERFLOW BOVERINI-XX p.10

| | |
|--------------------------------|-------|
| Matte Black 19, Satin Brass 18 | \$120 |
|--------------------------------|-------|

ISLAND TUB DRAIN™** p.11

| | |
|--------------------------------------|-------|
| Island Tub Drain™ BISLDD | \$260 |
| Cast Iron Island Tub Drain™ BISLDDCI | \$310 |

IF REQUIRED BY CONSTRUCTION CODE

| | |
|-----------------------------------|-------|
| Brass waste & overflow kit BDRCOB | \$240 |
| Brass waste kit BDRCB | \$60 |



Don't forget to specify the **finish of the integrated waste & overflow.**

* Control must be wall-mounted. Faucets must be freestanding or wall-mounted.

** An Island Tub Drain™ is recommended when there is **no access under the bath.**

*** When ordering an AromaFlow, an Integrated waste & overflow is mandatory (Included). Specify the finish of the waste.

TO ORDER

Complete the **ORDER FORM** in the bainultra.com/interactive-price-list or on bainultra.com/extranet or send your PO to orderdesk@bainultra.com

FOR THE INSTALLER

SCAN
TO VIEW
INSTALLATION
VIDEO (3:20 MIN)

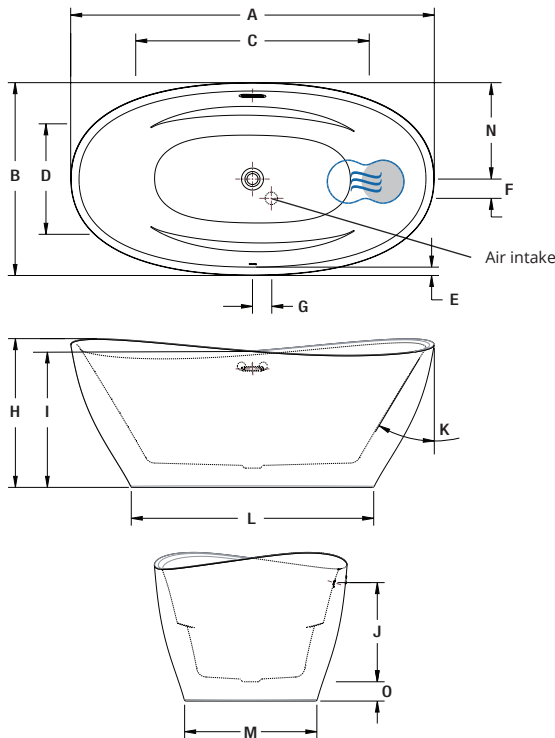




LIBRA OVAL 6635 (FREESTANDING)



INSTALLATION



| LETTER | DESCRIPTION | MEASURE |
|--------|---|--------------------|
| A | Total length | 66" |
| B | Total width | 35" |
| C | Bathing well length | 42 3/8" |
| D | Bathing well width | 23 3/16" |
| E | Deck width | 1 1/2" |
| F | Center waste to air intake (side) | 3 1/2" |
| G | Center waste to air intake (front) | 3 1/2" |
| H | Maximum total height | 27" |
| I | Minimum total height | 24" |
| J | Maximum water level Maximum water level with AromaFlow | 17 3/8" 15 3/4" |
| K | Slope of backrests | 31° |
| L | Base length | 44" |
| M | Base width | 18" |
| N | The outer edge to center of waste | 17 1/2" |
| O | Height from drain to floor | 3 1/2" |

- Indicates heated backrest (TMU)
- ☞ Indicates WarmTouchShell® position (TUB)

TECHNICAL SPECIFICATIONS

| | |
|----------------------------------|---|
| Hot water supply required | The hot water supply should be 70% or more of the bath's total water capacity. |
| Turbine | Turbine is remotely installed; access to the pump must be at least 18" x 22". Standard connection is 20 A, 120 V, 60 Hz , dedicated line with a Ground-Fault Circuit Interrupter (GFCI). For any additional option, a second line is needed 15 A, 120 V, 60 Hz , dedicated line with a GFCI. Air vent necessary: 2" x 4" minimum. |
| Others | <ul style="list-style-type: none"> - The Geysair® is located on the same side as the heated backrest. It must NOT be relocated. It must be connected to the hot water supply and be accessible (provide access). - Faucet must be freestanding or wall-mounted. - The turbine must be remotely installed. - Controls cannot be installed on the deck of the bath. - The water level will be lower when an AromaFlow is installed. |

Our products must be installed by certified professionals only and according to our Owner's Manual as well as federal, provincial/state and local building codes and regulations (www.bainultra.com/dealers/dealer-documentation-and-catalog).

| | |
|--------------------------------|------------|
| Cutting template | # 90000086 |
| Approx. shipping weight | 230 lb |
| Turbine power | 550 W |
| Air heater | 600 W |
| WARRANTY | |
| Controls-LED-Geysair* | 5 years |
| Bath & turbine* | 20 years |

* Some restrictions apply | www.bainultra.com/warranty

The specifications shown indicate the outer edge dimension and the inside bathing capacity dimension measured at air jets' height. The manufacturer accepts a 1/4" [0.64 cm] variance. There are variations on each product and specifications are subject to change as we improve upon our product as required. The dimensions needed for site preparation and structure building will differ. BainUltra® assumes no responsibility for preparatory work done prior to the product being on site.

LIBRA STELLA 7038

70" x 38" x 25" (FREESTANDING)

Libra's symmetrical lines and universal look will be a perfect fit in any style bathroom.
The identical soft slope of the interior walls brings comfort and relaxation for one or two bathers.

NEW

PRODUCT NO.

| MODEL | TMU | TUB |
|--------------|--------------|--------------|
| Freestanding | BLIZRF00T-XX | BLIZRF00N-XX |

THERMOMASSEUR (TMU)

Hydro-thermo massage • Air jet system

\$9,910

| | |
|---------------------------------------|----------|
| Jets | 40 |
| 1 heated backrest | Included |
| MiaPlus® Control* (not installed) | Included |
| BU-Touch Control Application | Included |
| Geysair® | Included |
| AromaCloud® | N/A |
| AromaFlow*** BAROMAF NEW | \$950 |
| Illuzio Chromatherapy BCHRO6 | \$925 |
| 2nd heated backrest (WTS-1 zone) BSHB | \$1,125 |



TUB

Soaker

\$7,440

| | |
|------------------------------|-----------------------|
| AromaFlow*** BAROMAF NEW | \$950 |
| Illuzio Chromatherapy BCHRO6 | \$925 |
| WarmTouchShell® BWTS | \$1,125 |
| DOT control | Included with therapy |
| 2nd WarmTouchShell® BWTS2 | \$370 |

FEATURES

| | | | |
|--|---|----------------------|----|
| Installation type | | Freestanding | |
| No. of bathers |  | Imp. gallons | 53 |
| US gallons | 63 | Armrests | 2 |
| INTEGRATED WASTE & OVERFLOW BOVERINI-XX p. 10 | | | |
| White 01, Chrome 07, Brushed Nickel 09, Polished Nickel 10, Matte White with UltraVelour finish 32 | | Installed & Included | |
| STANDARD COLOR p. 13 | | | |
|  | | Included | |
| White 01 | | | |

OPTIONS (UPCHARGE APPLICABLE)

COLOR p. 13

| | |
|------------------|-------|
| Black / White 66 | \$475 |
|------------------|-------|

FINISH p. 6

| | |
|---|---------|
| UltraVelour Matte Finish (white only) BVEL3 | \$1,025 |
|---|---------|

INTEGRATED WASTE & OVERFLOW BOVERINI-XX p. 10

| | |
|--------------------------------|-------|
| Matte Black 19, Satin Brass 18 | \$120 |
|--------------------------------|-------|

ISLAND TUB DRAIN™** p. 11

| | |
|--------------------------------------|-------|
| Island Tub Drain™ BISLDD | \$260 |
| Cast Iron Island Tub Drain™ BISLDDCI | \$310 |

IF REQUIRED BY CONSTRUCTION CODE

| | |
|-----------------------------------|-------|
| Brass waste & overflow kit BDRCOB | \$240 |
| Brass waste kit BDRCB | \$60 |



Don't forget to specify the **finish of the integrated waste & overflow.**

* Control must be wall-mounted. Faucets must be freestanding or wall-mounted.

** An Island Tub Drain™ is recommended when there is **no access under the bath.**

*** When ordering an AromaFlow, an Integrated waste & overflow is mandatory (Included). Specify the finish of the waste.

TO ORDER

Complete the **ORDER FORM** in the bainultra.com/interactive-price-list or on bainultra.com/extranet or send your PO to orderdesk@bainultra.com

FOR THE INSTALLER

SCAN
TO VIEW
INSTALLATION
VIDEO (3:20 MIN)

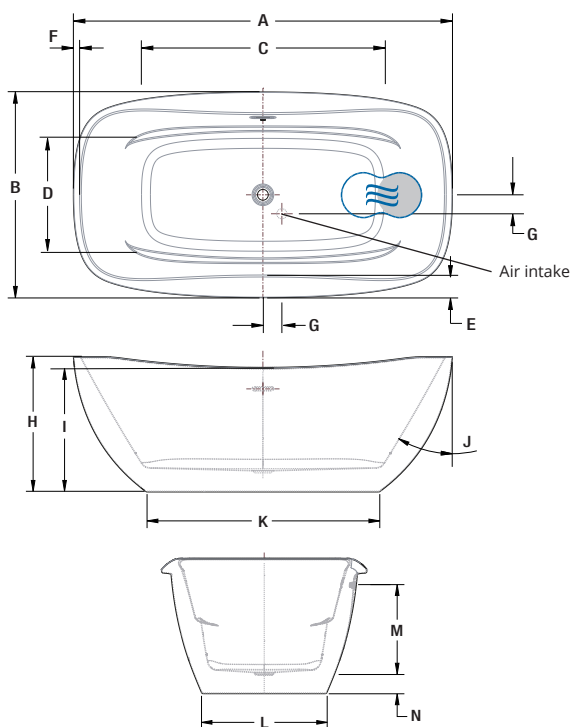




LIBRA STELLA 7038 (FREESTANDING)



INSTALLATION



| LETTER | DESCRIPTION | MEASURE |
|--------|---|---------------------|
| A | Total length | 70" |
| B | Total width | 38" |
| C | Bathing well length | 47" |
| D | Bathing well width | 21 1/4" |
| E | Deck width (side) | 4 3/16" |
| F | Deck width (end) | 1 1/2" |
| G | Center waste to air intake | 3 1/2" |
| H | Maximum total height | 25" |
| I | Minimum total height | 23" |
| J | Slope of backrests | 30° |
| K | Base length | 43 3/16" |
| L | Base width | 23 3/16" |
| M | Maximum water level Maximum water level with AromaFlow | 16 5/16" 14 5/8" |
| N | Height from drain to floor | 3 1/2" |

● Indicates heated backrest (TMU)

☞ Indicates WarmTouchShell® position (TUB)

TECHNICAL SPECIFICATIONS

| | |
|----------------------------------|---|
| Hot water supply required | The hot water supply should be 70% or more of the bath's total water capacity. |
| Turbine | Turbine is remotely installed; access to the pump must be at least 18" x 22". Standard connection is 20 A, 120 V, 60 Hz , dedicated line with a Ground-Fault Circuit Interrupter (GFCI). For any additional option, a second line is needed 15 A, 120 V, 60 Hz , dedicated line with a GFCI. Air vent necessary: 2" x 4" minimum. |
| Others | <ul style="list-style-type: none"> - The Geysair® is located on the same side as the heated backrest. It must NOT be relocated. It must be connected to the hot water supply and be accessible (provide access). - Faucet must be freestanding or wall-mounted. - The turbine must be remotely installed. - Controls cannot be installed on the deck of the bath. - The water level will be lower when an AromaFlow is installed. |

Our products must be installed by certified professionals only and according to our Owner's Manual as well as federal, provincial/state and local building codes and regulations (www.bainultra.com/dealers/dealer-documentation-and-catalog).

The specifications shown indicate the outer edge dimension and the inside bathing capacity dimension measured at air jets' height. The manufacturer accepts a 1/4" [0.64 cm] variance. There are variations on each product and specifications are subject to change as we improve upon our product as required. The dimensions needed for site preparation and structure building will differ. BainUltra® assumes no responsibility for preparatory work done prior to the product being on site.

| | |
|--------------------------------|------------|
| Cutting template | # 90000086 |
| Approx. shipping weight | 230 lb |
| Turbine power | 550 W |
| Air heater | 600 W |
| WARRANTY | |
| Controls-LED-Geysair* | 5 years |
| Bath & turbine* | 20 years |

* Some restrictions apply | www.bainultra.com/warranty

NOKORI 6331

63" x 31" x 24" (FREESTANDING)

Nokori's sleek and delicate lines inspire peace and calm-offering an authentic invitation to unwind.



PRODUCT NO.

| MODEL | TMU | TUB |
|--------------|--------------|--------------|
| Freestanding | BNOLRF00T-XX | BNOLRF00N-XX |

THERMOMASSEUR (TMU)

Hydro-thermo massage • Air jet system

\$10,160

| | |
|--|----------|
| Jets | 40 |
| 1 heated backrest | Included |
| MiaPlus® Control* (not installed) | Included |
| BU-Touch Control Application BUTOUCH | \$430 |
| Geysair® | Included |
| AromaCloud® | N/A |
| AromaFlow**** BAROMAF NEW | \$950 |
| Illuzio Chromatherapy BCHRO6 | \$925 |

TUB

Soaker

\$7,840

| | |
|--|-----------------------|
| AromaCloud® | N/A |
| AromaFlow**** BAROMAF NEW | \$950 |
| Illuzio Chromatherapy BCHRO6 | \$925 |
| WarmTouchShell® BWTS | \$1,125 |
| DOT control (not installed) | Included with therapy |

FEATURES

| | |
|-------------------|--------------|
| Installation type | Freestanding |
| No. of bathers | 2 |
| US gallons | 68 |
| Imp. gallons | 56 |
| Brass waste kit | Included |

INTEGRATED WASTE & OVERFLOW [BOVERINI-XX](#) p. 10

| | |
|--|----------------------|
| White 01 , Chrome 07 , Brushed Nickel 09 , Polished Nickel 10 , Matte White with UltraVelour finish 32 | Installed & Included |
|--|----------------------|

STANDARD COLOR p. 13

| | |
|---|----------|
|  | Included |
| White 01 | |

OPTIONS (UPCHARGE APPLICABLE)

FINISH p. 6

| | |
|---|-------|
| UltraVelour Matte Finish (white only) BVEL2 | \$850 |
|---|-------|

UNIVERSAL ARMRESTS [BGBGU-XX](#) p. 12

| | |
|--------------------------|-------|
| White 01 | \$750 |
|--------------------------|-------|

TILE FLANGE (specify position) p. 11

| | |
|--|------|
| Ordered with bath (not installed) BTILEN | \$79 |
|--|------|

| | |
|--|-------|
| Factory-installed. Right BTILER , Left BTILEL , Front BTILEF , Back BTILEB , Special installation BTILEO | \$155 |
|--|-------|

INTEGRATED WASTE & OVERFLOW [BOVERINI-XX](#) p. 10

| | |
|---|-------|
| Matte Black 19 , Satin Brass 18 | \$120 |
|---|-------|

AIR INTAKE** & ISLAND TUB DRAIN**** p. 11

| | |
|--|-------|
| Air intake & Island Tub Drain™ BAIRSLD | \$350 |
|--|-------|

| | |
|--|-------|
| Island Tub Drain™ BISLDD | \$260 |
|--|-------|

| | |
|--|-------|
| Cast Iron Island Tub Drain™ BISLDDCI | \$310 |
|--|-------|

| | |
|------------------------------------|-------|
| Air intake BAIRINT | \$120 |
|------------------------------------|-------|

| | |
|-------------------------|-----------|
| Air intake installation | \$285 net |
|-------------------------|-----------|

IF REQUIRED BY CONSTRUCTION CODE

| | |
|---|-------|
| Brass waste & overflow kit BDRCOB | \$240 |
|---|-------|



Don't forget that this bath is available in **White only**.

If turbine is installed under the bath, please follow the installation instructions specified in the **Nokori Installation Manual**.

* For TMU, control must be wall-mounted. Faucets must be freestanding or wall-mounted.


** Air Intake is required if turbine is installed under the bath.

*** An Island Tub Drain™ is required when there is no access under the bath.

**** When ordering an AromaFlow, an Integrated waste & overflow is mandatory (Upcharge). Specify the finish of the waste.

TO ORDER

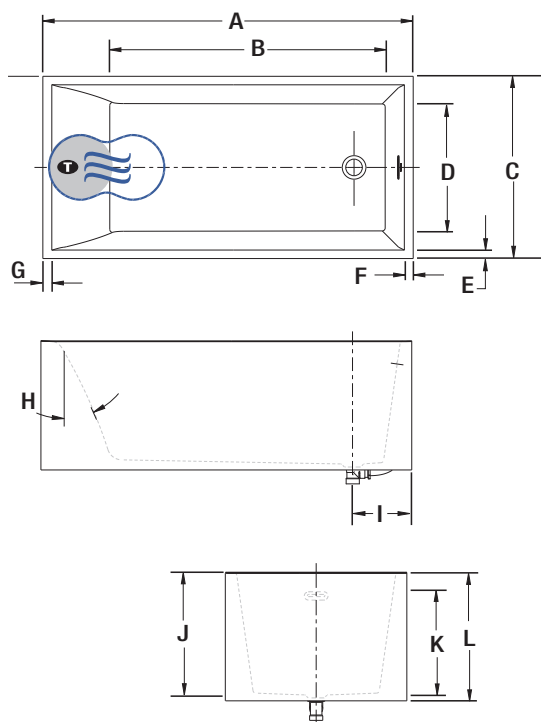
Complete the **ORDER FORM** in the [bainultra.com/interactive-price-list](#) or on [bainultra.com/extranet](#) or send your PO to orderdesk@bainultra.com



NOKORI 6331 (FREESTANDING)



INSTALLATION



| LETTER | DESCRIPTION | MEASURE |
|--------|---|----------------|
| A | Total length | 63" |
| B | Bathing well length | 47 1/4" |
| C | Total width | 31" |
| D | Bathing well width | 22 1/4" |
| E | Deck width | 1 7/8" |
| F | Deck width at drain end | 2" |
| G | Deck width at backrest | 1 1/2" |
| H | Slope of backrest | 24° |
| I | Outside edge to center of drain | 10" |
| J | Height from bottom of drain to top of deck | 20 7/8" |
| K | Maximum water level Maximum water level with AromaFlow | 17" 16 1/2" |
| L | Total height | 24" |

- Turbine position (TMU)
- Indicates heated backrest (TMU)
- Indicates WarmTouchShell® position (TUB)

FOR THE INSTALLER

**SCAN
TO VIEW
INSTALLATION
VIDEO (3:20 MIN)**



TECHNICAL SPECIFICATIONS

| | |
|----------------------------------|---|
| Hot water supply required | The hot water supply should be 70% or more of the bath's total water capacity. |
| Turbine | Access to the pump must be at least 18" x 22". Standard connection is 20 A, 120 V, 60 Hz , dedicated line with a Ground-Fault Circuit Interrupter (GFCI). For any additional option, a second line is needed 15 A, 120 V, 60 Hz , dedicated line with a GFCI. Air vent necessary: 8 sq. in. minimum. |
| Others | <ul style="list-style-type: none"> - The Geysair® is located on the same side as the heated backrest. It must NOT be relocated. It must be connected to the hot water supply and be accessible (provide access). - Faucet must be freestanding or wall-mounted. - Controls cannot be installed on the bath. - The turbine should be remotely installed. - The turbine can also be installed under the bath. Please refer to the Nokori Installation Instructions. - The water level will be lower when an AromaFlow is installed. |

Our products must be installed by certified professionals only and according to our Owner's Manual as well as federal, provincial/state and local building codes and regulations (www.bainultra.com/dealers/dealer-documentation-and-catalog).

| | |
|--------------------------------|----------|
| Approx. shipping weight | 260 lb |
| Turbine power | 550 W |
| Air heater | 600 W |
| WARRANTY | |
| Controls-LED-Geysair* | 5 years |
| Bath & turbine* | 20 years |

* Some restrictions apply | www.bainultra.com/warranty

The specifications shown indicate the outer edge dimension and the inside bathing capacity dimension measured at air jets' height. The manufacturer accepts a 1/4" [0.64 cm] variance. There are variations on each product and specifications are subject to change as we improve upon our product as required. The dimensions needed for site preparation and structure building will differ. BainUltra® assumes no responsibility for preparatory work done prior to the product being on site.

NOKORI 6429

64" x 29" x 23" (FREESTANDING)

Nokori's sleek and delicate lines inspire peace and calm-offering an authentic invitation to unwind.



PRODUCT NO.

| MODEL | TMU | TUB |
|--------------|--------------|--------------|
| Freestanding | BNOIRF00T-XX | BNOIRF00N-XX |

THERMOMASSEUR (TMU)

Hydro-thermo massage • Air jet system

\$9,790

| | |
|--|----------|
| Jets | 44 |
| 1 heated backrest | Included |
| MiaPlus® Control* (not installed) | Included |
| BU-Touch Control Application BUTOUCH | \$430 |
| Geysair® | Included |
| AromaCloud® | N/A |
| AromaFlow**** BAROMAF NEW | \$950 |
| Illuzio Chromatherapy BCHRO6 | \$925 |

TUB

Soaker

\$7,445

| | |
|--|-----------------------|
| AromaCloud® | N/A |
| AromaFlow**** BAROMAF NEW | \$950 |
| Illuzio Chromatherapy BCHRO6 | \$925 |
| WarmTouchShell® BWT5 | \$1,125 |
| DOT control | Included with therapy |

FEATURES

| | |
|-------------------|--------------|
| Installation type | Freestanding |
| No. of bathers | 2 |
| US gallons | 55 |
| Imp. gallons | 46 |
| Brass waste kit | Included |

INTEGRATED WASTE & OVERFLOW [BOVERINI-XX](#) p. 10

| | |
|--|----------------------|
| White 01 , Chrome 07 , Brushed Nickel 09 , Polished Nickel 10 , Matte White with UltraVelour finish 32 | Installed & Included |
|--|----------------------|

STANDARD COLOR p. 13

| | |
|---|----------|
|  | Included |
| White 01 | |

OPTIONS (UPCHARGE APPLICABLE)

FINISH p. 6

| | |
|---|-------|
| UltraVelour Matte Finish (white only) BVEL2 | \$850 |
|---|-------|

UNIVERSAL ARMRESTS [BGBGU-XX](#) p. 12

| | |
|--------------------------|-------|
| White 01 | \$750 |
|--------------------------|-------|

TILE FLANGE (specify position) p. 11

| | |
|--|------|
| Ordered with bath (not installed) BTILEN | \$79 |
|--|------|

| | |
|--|-------|
| Factory-installed. Right BTILER , Left BTILEL , Front BTILEF , Back BTILEB , Special installation BTILEO | \$155 |
|--|-------|

INTEGRATED WASTE & OVERFLOW [BOVERINI-XX](#) p. 10

| | |
|---|-------|
| Matte Black 19 , Satin Brass 18 | \$120 |
|---|-------|

AIR INTAKE** & ISLAND TUB DRAIN**** p. 11

| | |
|--|-------|
| Air intake & Island Tub Drain™ BAIRSLD | \$350 |
|--|-------|

| | |
|--|-------|
| Island Tub Drain™ BISLDD | \$260 |
|--|-------|

| | |
|--|-------|
| Cast Iron Island Tub Drain™ BISLDDCI | \$310 |
|--|-------|

| | |
|------------------------------------|-------|
| Air intake BAIRINT | \$120 |
|------------------------------------|-------|

| | |
|-------------------------|-----------|
| Air intake installation | \$285 net |
|-------------------------|-----------|

IF REQUIRED BY CONSTRUCTION CODE

| | |
|---|-------|
| Brass waste & overflow kit BDRCOB | \$240 |
|---|-------|



Don't forget that this bath is available in **White only**.

If turbine is installed under the bath, please follow the installation instructions specified in the **Nokori Installation Manual**.

* Control must be wall-mounted. Faucets must be freestanding or wall-mounted.


** Air Intake is required if turbine is installed under the bath.

*** An Island Tub Drain™ is required when there is no access under the bath.

**** When ordering an AromaFlow, an Integrated waste & overflow is mandatory (Included). Specify the finish of the waste.

TO ORDER

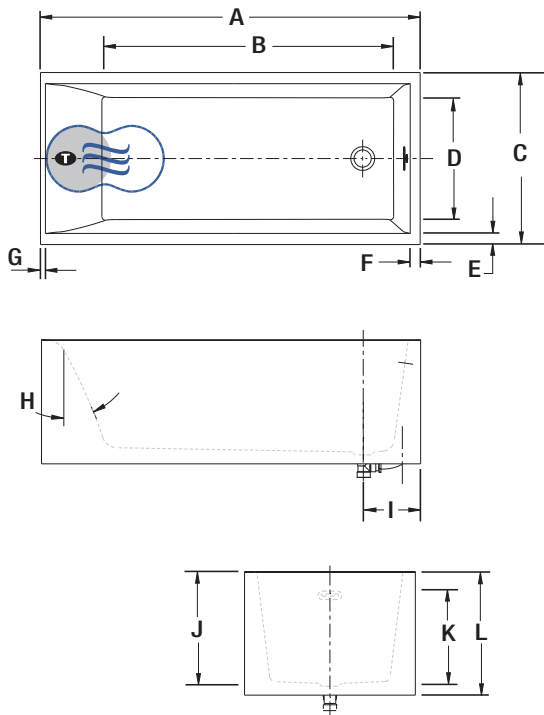
Complete the **ORDER FORM** in the bainultra.com/interactive-price-list or on bainultra.com/extranet or send your PO to orderdesk@bainultra.com



NOKORI 6429 (FREESTANDING)



INSTALLATION



| LETTER | DESCRIPTION | MEASURE |
|--------|---|----------------|
| A | Total length | 64" |
| B | Bathing well length | 49 1/2" |
| C | Total width | 29" |
| D | Bathing well width | 20 7/8" |
| E | Deck width | 2 1/8" |
| F | Deck width at drain end | 2 1/8" |
| G | Deck width at backrest | 7/8" |
| H | Slope of backrest | 24° |
| I | Outside edge to center of drain | 9 3/4" |
| J | Height from bottom of drain to top of deck | 19" |
| K | Maximum water level Maximum water level with AromaFlow | 15" 14 1/2" |
| L | Total height | 23" |

- Turbine position (TMU)
- Indicates heated backrest (TMU)
- Indicates WarmTouchShell® position (TUB)

FOR THE INSTALLER

**SCAN
TO VIEW
INSTALLATION
VIDEO (3:20 MIN)**



TECHNICAL SPECIFICATIONS

| | |
|----------------------------------|---|
| Hot water supply required | The hot water supply should be 70% or more of the bath's total water capacity. |
| Turbine | Access to the pump must be at least 18" x 22". Standard connection is 20 A, 120 V, 60 Hz , dedicated line with a Ground-Fault Circuit Interrupter (GFCI). For any additional option, a second line is needed 15 A, 120 V, 60 Hz , dedicated line with a GFCI. Air vent necessary: 8 sq. in. minimum. |
| Others | <ul style="list-style-type: none"> - The Geysair® is located on the same side as the heated backrest. It must NOT be relocated. It must be connected to the hot water supply and be accessible (provide access). - Faucet must be freestanding or wall-mounted. - Controls cannot be installed on the bath. - The turbine should be remotely installed. - The turbine can also be installed under the bath. Please refer to the Nokori Installation Instructions. - The water level will be lower when an AromaFlow is installed. |

Our products must be installed by certified professionals only and according to our Owner's Manual as well as federal, provincial/state and local building codes and regulations (www.bainultra.com/dealers/dealer-documentation-and-catalog).

| | |
|--------------------------------|----------|
| Approx. shipping weight | 250 lb |
| Turbine power | 550 W |
| Air heater | 600 W |
| WARRANTY | |
| Controls-LED-Geysair* | 5 years |
| Bath & turbine* | 20 years |

* Some restrictions apply | www.bainultra.com/warranty

The specifications shown indicate the outer edge dimension and the inside bathing capacity dimension measured at air jets' height. The manufacturer accepts a 1/4" [0.64 cm] variance. There are variations on each product and specifications are subject to change as we improve upon our product as required. The dimensions needed for site preparation and structure building will differ. BainUltra® assumes no responsibility for preparatory work done prior to the product being on site.

NOKORI OVAL 6737

67" x 37" x 24" (FREESTANDING)

Nokori's sleek and delicate lines inspire peace and calm-offering an authentic invitation to unwind.

PRODUCT NO.

| MODEL | TMU | TUB |
|--------------|--------------|--------------|
| Freestanding | BNOPOF00T-XX | BNOPOF00N-XX |

THERMOMASSEUR (TMU)

Hydro-thermo massage • Air jet system

\$10,380

| | |
|---------------------------------------|----------|
| Jets | 40 |
| 1 heated backrest | Included |
| MiaPlus® Control* (not installed) | Included |
| BU-Touch Control Application BUTOUCH | \$430 |
| Geysair® | Included |
| AromaCloud® | N/A |
| AromaFlow*** BAROMAF NEW | \$950 |
| Illuzio Chromatherapy BCHRO6 | \$925 |
| 2nd heated backrest (WTS-1 zone) BSHB | \$1,125 |

TUB

Soaker

\$7,445

| | |
|---------------------------------|-----------------------|
| AromaCloud® | N/A |
| AromaFlow*** BAROMAF NEW | \$950 |
| Illuzio Chromatherapy BCHRO6 | \$925 |
| WarmTouchShell® BWTS | \$1,125 |
| DOT control (not installed) | Included with therapy |
| 2nd WarmTouchShell® BWTS2 | \$370 |

FEATURES

| | |
|-------------------|--------------|
| Installation type | Freestanding |
| No. of bathers | 2 |
| US gallons | 66 |
| Imp. gallons | 55 |
| Brass waste kit | Included |

INTEGRATED WASTE & OVERFLOW BOVERINI-XX p. 10

| | |
|--|----------------------|
| White 01, Chrome 07, Brushed Nickel 09, Polished Nickel 10, Matte White with UltraVelour finish 32 | Installed & Included |
|--|----------------------|

STANDARD COLOR p. 13

| | |
|----------|----------|
| White 01 | Included |
|----------|----------|

OPTIONS (UPCHARGE APPLICABLE)

COLOR p. 13

| | |
|------------------|-------|
| Black / White 66 | \$475 |
|------------------|-------|

FINISH p. 6

| | |
|---|-------|
| UltraVelour Matte Finish (white only) BVEL2 | \$850 |
|---|-------|

UNIVERSAL ARMRESTS BGBGU-XX p. 12

| | |
|----------|-------|
| White 01 | \$750 |
|----------|-------|

INTEGRATED WASTE & OVERFLOW BOVERINI-XX p. 10

| | |
|--------------------------------|-------|
| Matte Black 19, Satin Brass 18 | \$120 |
|--------------------------------|-------|

ISLAND TUB DRAIN™** p. 11

| | |
|--------------------------------------|-------|
| Island Tub Drain™ BISLDD | \$260 |
| Cast Iron Island Tub Drain™ BISLDDCI | \$310 |

IF REQUIRED BY CONSTRUCTION CODE

| | |
|-----------------------------------|-------|
| Brass waste & overflow kit BDRCOB | \$240 |
|-----------------------------------|-------|



* Control must be wall-mounted. Faucets must be freestanding or wall-mounted.

** An Island Tub Drain™ is required when there is no access under the bath.

*** When ordering an AromaFlow, an Integrated waste & overflow is mandatory (Included). Specify the finish of the waste.


TO ORDER

Complete the **ORDER FORM** in the bainultra.com/interactive-price-list or on bainultra.com/extranet or send your PO to orderdesk@bainultra.com

FOR THE INSTALLER

SCAN TO VIEW INSTALLATION VIDEO (3:20 MIN)



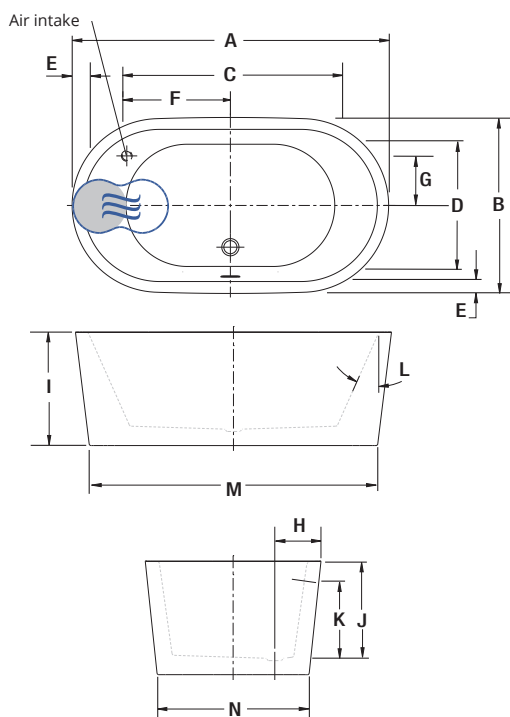


NOKORI OVAL 6737 (FREESTANDING)



Black / White color (optional)

INSTALLATION



| LETTER | DESCRIPTION | MEASURE |
|--------|---|--------------------|
| A | Total length | 66 1/2" |
| B | Total width | 37" |
| C | Bathing well length | 45 3/4" |
| D | Bathing well width | 26 1/4" |
| E | Deck width | 2 7/8" |
| F | Air intake to center of drain (long axis) | 21 3/4" |
| G | Air intake to center of drain (trans axis) | 10 3/8" |
| H | Center of drain to deck side | 9 3/4" |
| I | Total height | 24" |
| J | Height from bottom of drain to top of deck | 20 1/2" |
| K | Maximum water level Maximum water level with AromaFlow | 16 1/8" 15 5/8" |
| L | Slope of backrests | 24° |
| M | Base length | 60 3/4" |
| N | Base width | 32" |

● Indicates heated backrest (TMU)

☞ Indicates WarmTouchShell® position (TUB)

TECHNICAL SPECIFICATIONS

| | |
|----------------------------------|---|
| Hot water supply required | The hot water supply should be 70% or more of the bath's total water capacity. |
| Turbine | Access to the pump must be at least 18" x 22". Standard connection is 20 A, 120 V, 60 Hz, dedicated line with a Ground-Fault Circuit Interrupter (GFCI). For any additional option, a second line is needed 15 A, 120 V, 60 Hz, dedicated line with a GFCI. Air vent necessary: 8 sq. in. minimum. |
| Others | <ul style="list-style-type: none"> - The Geysair® is located on the same side as the heated backrest. It must NOT be relocated. It must be connected to the hot water supply and be accessible (provide access). - Faucet must be freestanding or wall-mounted. - Controls cannot be installed on the bath. - The turbine should be remotely installed. - Detailed plan available on bainultra.com. - The water level will be lower when an AromaFlow is installed. |

Our products must be installed by certified professionals only and according to our Owner's Manual as well as federal, provincial/state and local building codes and regulations (www.bainultra.com/dealers/dealer-documentation-and-catalog).

| | |
|--------------------------------|------------|
| Cutting template | # 90000072 |
| Approx. shipping weight | 270 lb |
| Turbine power | 550 W |
| Air heater | 600 W |
| WARRANTY | |
| Controls-LED-Geysair* | 5 years |
| Bath & turbine* | 20 years |

* Some restrictions apply | www.bainultra.com/warranty

The specifications shown indicate the outer edge dimension and the inside bathing capacity dimension measured at air jets' height. The manufacturer accepts a 1/4" [0.64 cm] variance. There are variations on each product and specifications are subject to change as we improve upon our product as required. The dimensions needed for site preparation and structure building will differ. BainUltra® assumes no responsibility for preparatory work done prior to the product being on site.

NOKORI 6935

69" x 35" x 24" (FREESTANDING)

Nokori's sleek and delicate lines inspire peace and calm-offering an authentic invitation to unwind.

PRODUCT NO.

| MODEL | TMU | TUB |
|--------------|--------------|--------------|
| Freestanding | BNOVRF00T-XX | BNOVRF00N-XX |

THERMOMASSEUR (TMU)

Hydro-thermo massage • Air jet system

\$10,620

| | |
|---|----------|
| Jets | 44 |
| 1 heated backrest | Included |
| MiaPlus® Control* (not installed) | Included |
| BU-Touch Control Application BUTOUCH | \$430 |
| Geysair® | Included |
| AromaCloud® | N/A |
| AromaFlow**** BAROMAF NEW | \$950 |
| Illuzio Chromatherapy BCHRO6 | \$925 |
| 2nd heated backrest (WTS-1 zone) BSHB | \$1,125 |

TUB Soaker

\$8,255

| | |
|--|-----------------------|
| AromaCloud® | N/A |
| AromaFlow**** BAROMAF NEW | \$950 |
| Illuzio Chromatherapy BCHRO6 | \$925 |
| WarmTouchShell® BWTS | \$1,125 |
| DOT control (not installed) | Included with therapy |
| 2nd WarmTouchShell® BWTS2 | \$370 |

FEATURES

| | |
|-------------------|--------------|
| Installation type | Freestanding |
| No. of bathers | 2 |
| US gallons | 78 |
| Imp. gallons | 65 |
| Brass waste kit | Included |

INTEGRATED WASTE & OVERFLOW [BOVERINI-XX](#) p. 10

| | |
|--|----------------------|
| White 01 , Chrome 07 , Brushed Nickel 09 , Polished Nickel 10 , Matte White with UltraVelour finish 32 | Installed & Included |
|--|----------------------|

STANDARD COLOR p. 13

| | |
|---|----------|
|  | Included |
| White 01 | |

OPTIONS (UPCHARGE APPLICABLE)

FINISH p. 6

| | |
|---|-------|
| UltraVelour Matte Finish (white only) BVEL2 | \$850 |
|---|-------|

UNIVERSAL ARMRESTS [BGBGU-XX](#) p. 12

| | |
|--------------------------|-------|
| White 01 | \$750 |
|--------------------------|-------|

TILE FLANGE (specify position) p. 11

| | |
|--|------|
| Ordered with bath (not installed) BTILEN | \$79 |
|--|------|

| | |
|--|-------|
| Factory-installed. Right BTILER , Left BTILEL , Front BTILEF , Back BTILEB , Special installation BTILEO | \$155 |
|--|-------|

INTEGRATED WASTE & OVERFLOW [BOVERINI-XX](#) p. 10

| | |
|---|-------|
| Matte Black 19 , Satin Brass 18 | \$120 |
|---|-------|

AIR INTAKE** & ISLAND TUB DRAIN**** p. 11

| | |
|--|-------|
| Air intake & Island Tub Drain™ BAIRSLD | \$350 |
|--|-------|

| | |
|--|-------|
| Island Tub Drain™ BISLDD | \$260 |
|--|-------|

| | |
|--|-------|
| Cast Iron Island Tub Drain™ BISLDDCI | \$310 |
|--|-------|

| | |
|------------------------------------|-------|
| Air intake BAIRINT | \$120 |
|------------------------------------|-------|

| | |
|-------------------------|-----------|
| Air intake installation | \$285 net |
|-------------------------|-----------|

IF REQUIRED BY CONSTRUCTION CODE

| | |
|---|-------|
| Brass waste & overflow kit BDRCOB | \$240 |
|---|-------|



Don't forget that this model is available in **White only**. If turbine is installed under the bath, please follow the installation instructions specified in the **Nokori Installation Manual**.

* Control must be wall-mounted. Faucets must be freestanding or wall-mounted.

** Air Intake is required if turbine is installed under the bath.

*** An Island Tub Drain™ is required when there is no access under the bath.

**** When ordering an AromaFlow, an Integrated waste & overflow is mandatory (Included). Specify the finish of the waste.

TO ORDER

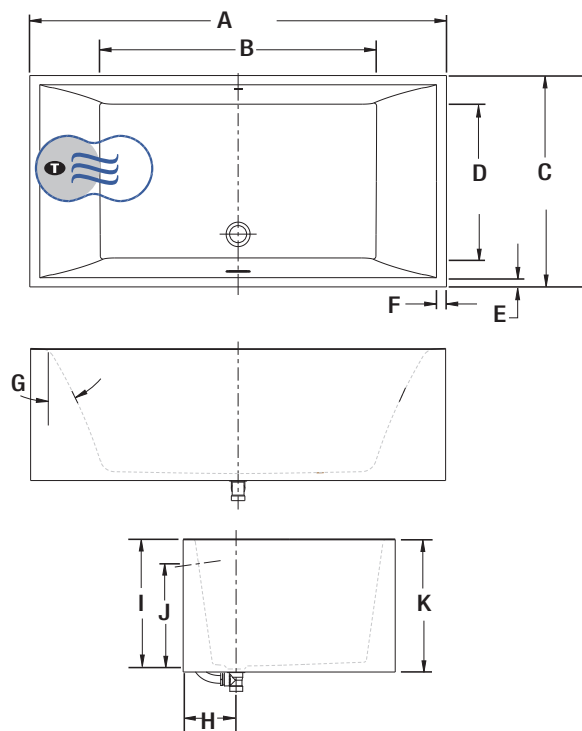
Complete the **ORDER FORM** in the bainultra.com/interactive-price-list or on bainultra.com/extranet or send your PO to orderdesk@bainultra.com



NOKORI 6935 (FREESTANDING)



INSTALLATION



| LETTER | DESCRIPTION | MEASURE |
|--------|---|--------------------|
| A | Total length | 69" |
| B | Bathing well length | 45" |
| C | Total width | 35" |
| D | Bathing well width | 26 1/4" |
| E | Deck width | 2" |
| F | Deck width at backrest ends | 1 5/8" |
| G | Slope of backrests | 24° |
| H | Outside edge to center of drain | 8 3/4" |
| I | Height from bottom of drain to top of deck | 21" |
| J | Maximum water level Maximum water level with AromaFlow | 16 3/4" 16 1/4" |
| K | Total height | 24" |

T Turbine position (TMU)

● Indicates heated backrest (TMU)

☞ Indicates WarmTouchShell® position (TUB)

FOR THE INSTALLER

**SCAN
TO VIEW
INSTALLATION
VIDEO (3:20 MIN)**



TECHNICAL SPECIFICATIONS

| | |
|----------------------------------|---|
| Hot water supply required | The hot water supply should be 70% or more of the bath's total water capacity. |
| Turbine | Access to the pump must be at least 18" x 22". Standard connection is 20 A, 120 V, 60 Hz , dedicated line with a Ground-Fault Circuit Interrupter (GFCI). For any additional option, a second line is needed 15 A, 120 V, 60 Hz , dedicated line with a GFCI. Air vent necessary: 8 sq. in. minimum. |
| Others | <ul style="list-style-type: none"> - The Geysair® is located on the same side as the heated backrest. It must NOT be relocated. It must be connected to the hot water supply and be accessible (provide access). - Faucet must be freestanding or wall-mounted. - Controls cannot be installed on the bath. - The turbine should be remotely installed. - The turbine can also be installed under the bath. Please refer to the Nokori Installation Instructions. - The water level will be lower when an AromaFlow is installed. |

Our products must be installed by certified professionals only and according to our Owner's Manual as well as federal, provincial/state and local building codes and regulations (www.bainultra.com/dealers/dealer-documentation-and-catalog).

The specifications shown indicate the outer edge dimension and the inside bathing capacity dimension measured at air jets' height. The manufacturer accepts a 1/4" [0.64 cm] variance. There are variations on each product and specifications are subject to change as we improve upon our product as required. The dimensions needed for site preparation and structure building will differ. BainUltra® assumes no responsibility for preparatory work done prior to the product being on site.

| | |
|--------------------------------|----------|
| Approx. shipping weight | 300 lb |
| Turbine power | 550 W |
| Air heater | 600 W |
| WARRANTY | |
| Controls-LED-Geysair* | 5 years |
| Bath & turbine* | 20 years |

* Some restrictions apply | www.bainultra.com/warranty

NOKORI 7131

71" x 31" x 24" (FREESTANDING)

Nokori's sleek and delicate lines inspire peace and calm-offering an authentic invitation to unwind.

PRODUCT NO.

| MODEL | TMU | TUB |
|--------------|--------------|--------------|
| Freestanding | BNOSRF00T-XX | BNOSRF00N-XX |

THERMOMASSEUR (TMU)

Hydro-thermo massage • Air jet system

\$10,485

| | |
|---|----------|
| Jets | 42 |
| 1 heated backrest | Included |
| MiaPlus® Control* (not installed) | Included |
| BU-Touch Control Application BUTOUCH | \$430 |
| Geysair® | Included |
| AromaCloud® | N/A |
| AromaFlow**** BAROMAF NEW | \$950 |
| Illuzio Chromatherapy BCHRO6 | \$925 |
| 2nd heated backrest (WTS-1 zone) BSHB | \$1,125 |

TUB Soaker

\$8,015

| | |
|--|-----------------------|
| AromaCloud® | N/A |
| AromaFlow**** BAROMAF NEW | \$950 |
| Illuzio Chromatherapy BCHRO6 | \$925 |
| WarmTouchShell® BWTS | \$1,125 |
| DOT control (not installed) | Included with therapy |
| 2nd WarmTouchShell® BWTS2 | \$370 |

FEATURES

| | |
|-------------------|--------------|
| Installation type | Freestanding |
| No. of bathers | 59 |
| US gallons | 71 |
| Brass waste kit | Included |

INTEGRATED WASTE & OVERFLOW [BOVERINI-XX](#) p. 10

| | |
|--|----------------------|
| White 01 , Chrome 07 , Brushed Nickel 09 , Polished Nickel 10 , Matte White with UltraVelour finish 32 | Installed & Included |
|--|----------------------|

STANDARD COLOR p. 13

| | |
|---|----------|
|  | Included |
| White 01 | |

OPTIONS (UPCHARGE APPLICABLE)

FINISH p. 6

| | |
|---|-------|
| UltraVelour Matte Finish (white only) BVEL2 | \$850 |
|---|-------|

UNIVERSAL ARMRESTS [BGBGU-XX](#) p. 12

| | |
|--------------------------|-------|
| White 01 | \$750 |
|--------------------------|-------|

TILE FLANGE (specify position) p. 11

| | |
|--|------|
| Ordered with bath (not installed) BTILEN | \$79 |
|--|------|

| | |
|--|-------|
| Factory-installed. Right BTILER , Left BTILEL , Front BTILEF , Back BTILEB , Special installation BTILEO | \$155 |
|--|-------|

INTEGRATED WASTE & OVERFLOW [BOVERINI-XX](#) p. 10

| | |
|---|-------|
| Matte Black 19 , Satin Brass 18 | \$120 |
|---|-------|

AIR INTAKE** & ISLAND TUB DRAIN**** p. 11

| | |
|---|-------|
| Air intake & Island Tub Drain™ BAIRISLD | \$350 |
|---|-------|

| | |
|--|-------|
| Island Tub Drain™ BISLDD | \$260 |
|--|-------|

| | |
|--|-------|
| Cast Iron Island Tub Drain™ BISLDDCI | \$310 |
|--|-------|

| | |
|------------------------------------|-------|
| Air intake BAIRINT | \$120 |
|------------------------------------|-------|

| | |
|-------------------------|-----------|
| Air intake installation | \$285 net |
|-------------------------|-----------|

IF REQUIRED BY CONSTRUCTION CODE

| | |
|---|-------|
| Brass waste & overflow kit BDRCOB | \$240 |
|---|-------|



Don't forget that this model is available in **White only**. If turbine is installed under the bath, please follow the installation instructions specified in the **Nokori Installation Manual**.

* Control must be wall-mounted. Faucets must be freestanding or wall-mounted.

** Air Intake is required if turbine is installed under the bath.

*** An Island Tub Drain™ is required when there is no access under the bath.

**** When ordering an AromaFlow, an Integrated waste & overflow is mandatory (Included). Specify the finish of the waste.

TO ORDER

Complete the **ORDER FORM** in the bainultra.com/interactive-price-list or on bainultra.com/extranet or send your PO to orderdesk@bainultra.com

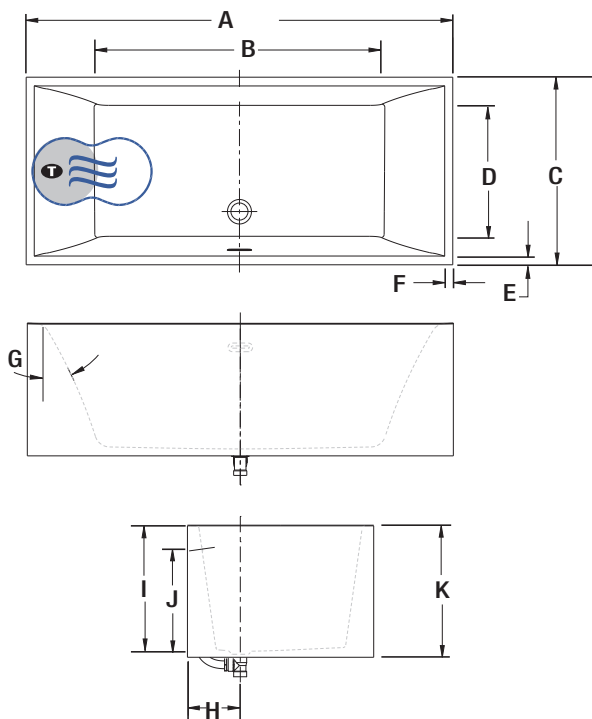


NOKORI 7131 (FREESTANDING)



AromaFlow

INSTALLATION



| LETTER | DESCRIPTION | MEASURE |
|--------|---|----------------|
| A | Total length | 70 1/2" |
| B | Bathing well length | 48 1/8" |
| C | Total width | 31" |
| D | Bathing well width | 22" |
| E | Deck width | 1 7/8" |
| F | Deck width at backrest ends | 1 3/8" |
| G | Slope of backrests | 24° |
| H | Outside edge to center of drain | 8 3/4" |
| I | Height from bottom of drain to top of deck | 21" |
| J | Maximum water level Maximum water level with AromaFlow | 17" 16 1/2" |
| K | Total height | 24" |

T Turbine position (TMU)

● Indicates heated backrest (TMU)

☞ Indicates WarmTouchShell® position (TUB)

FOR THE INSTALLER

**SCAN
TO VIEW
INSTALLATION
VIDEO (3:20 MIN)**



TECHNICAL SPECIFICATIONS

| | |
|----------------------------------|---|
| Hot water supply required | The hot water supply should be 70% or more of the bath's total water capacity. |
| Turbine | Access to the pump must be at least 18" x 22". Standard connection is 20 A, 120 V, 60 Hz, dedicated line with a Ground-Fault Circuit Interrupter (GFCI). For any additional option, a second line is needed 15 A, 120 V, 60 Hz, dedicated line with a GFCI. Air vent necessary: 8 sq. in. minimum. |
| Others | <ul style="list-style-type: none"> - The Geysair® is located on the same side as the heated backrest. It must NOT be relocated. It must be connected to the hot water supply and be accessible (provide access). - Faucet must be freestanding or wall-mounted. - Controls cannot be installed on the bath. - The turbine should be remotely installed. - The turbine can also be installed under the bath. Please refer to the Nokori Installation Instructions. - The water level will be lower when an AromaFlow is installed. |

Our products must be installed by certified professionals only and according to our Owner's Manual as well as federal, provincial/state and local building codes and regulations (www.bainultra.com/dealers/dealer-documentation-and-catalog).

The specifications shown indicate the outer edge dimension and the inside bathing capacity dimension measured at air jets' height. The manufacturer accepts a 1/4" [0.64 cm] variance. There are variations on each product and specifications are subject to change as we improve upon our product as required. The dimensions needed for site preparation and structure building will differ. BainUltra® assumes no responsibility for preparatory work done prior to the product being on site.

| | |
|--------------------------------|----------|
| Approx. shipping weight | 280 lb |
| Turbine power | 550 W |
| Air heater | 600 W |
| WARRANTY | |
| Controls-LED-Geysair* | 5 years |
| Bath & turbine* | 20 years |

* Some restrictions apply | www.bainultra.com/warranty

OPALIA 6839 CENTERED ELLIPSE

68" x 39" x 25" (FREESTANDING)

Presenting Opalia®, a collection of exquisitely crafted therapeutic baths with the bold, pure lines of a fascinating opal. Like so many magnificent jewels, Opalia oval baths play on elliptical perfection, with original deck designs that intrigue and delight.

PRODUCT NO.

| MODEL | TMU | TUB |
|--------------|--------------|--------------|
| Freestanding | BOPPOF00T-XX | BOPPOF00N-XX |

THERMOMASSEUR (TMU)

Hydro-thermo massage • Air jet system

\$8,815

| | |
|---------------------------------------|----------|
| Jets | 35 |
| 1 heated backrest | Included |
| MiaPlus® Control (not installed) | Included |
| BU-Touch Control Application BUTOUCH | \$430 |
| Geysair® | Included |
| AromaCloud** BAROMAC | \$490 |
| AromaFlow*** BAROMAF NEW | \$950 |
| Illuzio Chromatherapy BCHRO6 | \$925 |
| 2nd heated backrest (WTS-1 zone) BSHB | \$1,125 |

TUB

Soaker

\$6,220

| | |
|---------------------------------|-----------------------|
| AromaCloud** BAROMAC | \$490 |
| AromaFlow*** BAROMAF NEW | \$950 |
| Illuzio Chromatherapy BCHRO6 | \$925 |
| WarmTouchShell® BWTS | \$1,125 |
| DOT control | Included with therapy |
| 2nd WarmTouchShell® BWTS2 | \$370 |

FEATURES

| | |
|-------------------|--------------|
| Installation type | Freestanding |
| No. of bathers | 2 |
| US gallons | 51 |
| Imp. gallons | 42 |

INTEGRATED WASTE & OVERFLOW BOVERINI-XX p. 10

| | |
|--|----------------------|
| White 01, Chrome 07, Brushed Nickel 09, Polished Nickel 10, Matte White with UltraVelour finish 32 | Installed & Included |
|--|----------------------|

STANDARD COLOR p. 13

| | |
|----------|----------|
| White 01 | Included |
|----------|----------|

OPTIONS (UPCHARGE APPLICABLE)

COLOR p. 13

| | |
|------------------|-------|
| Black / White 66 | \$475 |
|------------------|-------|

FINISH p. 6

| | |
|---|-------|
| UltraVelour Matte Finish (white only) BVEL2 | \$850 |
|---|-------|

UNIVERSAL ARMRESTS BGBGU-XX p. 12

| | |
|----------|-------|
| White 01 | \$750 |
|----------|-------|

INTEGRATED WASTE & OVERFLOW BOVERINI-XX p. 10

| | |
|--------------------------------|-------|
| Matte Black 19, Satin Brass 18 | \$120 |
|--------------------------------|-------|

ISLAND TUB DRAIN™** p. 11

| | |
|--------------------------------------|-------|
| Island Tub Drain™ BISLDD | \$260 |
| Cast Iron Island Tub Drain™ BISLDDCI | \$310 |



Don't forget to specify the **finish of the integrated waste & overflow**. Faucets must be freestanding or wall-mounted.

* The AromaCloud® is built into the deck (factory installed).

** An Island Tub Drain™ is required when there is **no access under the bath**.

*** When ordering an AromaFlow, an Integrated waste & overflow is mandatory (Included). Specify the finish of the waste.

TO ORDER

Complete the **ORDER FORM** in the bainultra.com/interactive-price-list or on bainultra.com/extranet or send your PO to orderdesk@bainultra.com

FOR THE INSTALLER

SCAN TO VIEW INSTALLATION VIDEO (3:20 MIN)



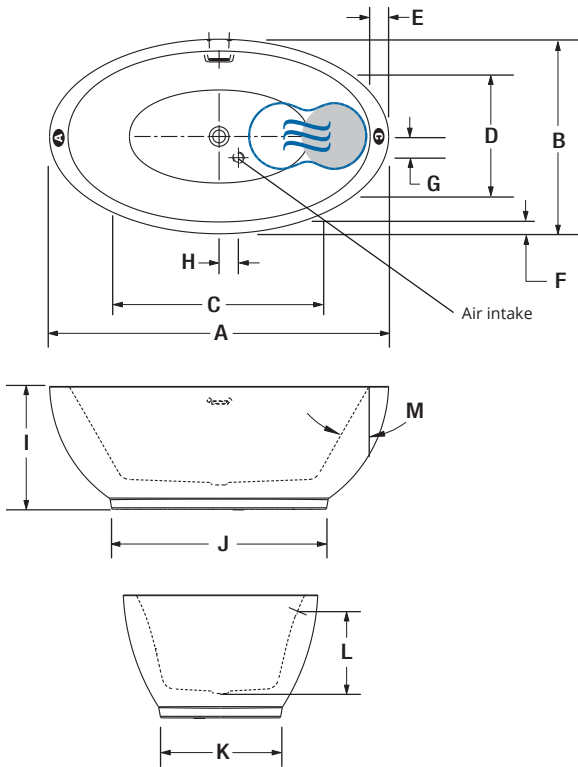


OPALIA 6839 CENTERED ELLIPSE (FREESTANDING)



OPALIA 6839 with Optional Universal Armrests

INSTALLATION



| LETTER | DESCRIPTION | MEASURE |
|--------|---|---------------------|
| A | Total length | 68" |
| B | Total width | 39" |
| C | Bathing well length (at height of jets) | 41 5/8" |
| D | Bathing well width (at height of jets) | 23 5/8" |
| E | Deck width (backrests) | 3 3/4" |
| F | Deck width (center) | 2 3/8" |
| G | Air intake to center of drain (long axis) | 4 1/4" |
| H | Air intake to center of drain (trans. axis) | 3 7/8" |
| I | Bath height | 24 3/4" |
| J | Length of the base | 43" |
| K | Width of the base | 24" |
| L | Maximum water level Maximum water level with AromaFlow | 15 7/8" 15 5/16" |
| M | Slope of backrests | 31° |

- A** AromaCloud® position
- C** Control position when factory-installed (Mia® or DOT)
- Indicates heated backrest (TMU)
- ☄ Indicates WarmTouchShell® position (TUB)

TECHNICAL SPECIFICATIONS

| | |
|----------------------------------|--|
| Hot water supply required | The hot water supply should be 70% or more of the bath's total water capacity. |
| Turbine | Access to the pump must be at least 18" x 22". Standard connection is 20 A, 120 V, 60 Hz, dedicated line with a Ground-Fault Circuit Interrupter (GFCI). For any additional option, a second line is needed 15 A, 120 V, 60 Hz, dedicated line with a GFCI. |
| Others | <ul style="list-style-type: none"> - The Geysair® is located on the same side as the heated backrest. It must NOT be relocated. It must be connected to the hot water supply and be accessible (provide access). - Faucet must be freestanding or wall-mounted. - The turbine must be remotely installed. - The water level will be lower when an AromaFlow is installed. |

Our products must be installed by certified professionals only and according to our Owner's Manual as well as federal, provincial/state and local building codes and regulations (www.bainultra.com/dealers/dealer-documentation-and-catalog).

| | |
|--------------------------------|------------|
| Cutting template | # 90000073 |
| Approx. shipping weight | 230 lb |
| Turbine power | 550 W |
| Air heater | 600 W |
| WARRANTY | |
| Controls-LED-Geysair* | 5 years |
| Bath & turbine* | 20 years |

* Some restrictions apply | www.bainultra.com/warranty

The specifications shown indicate the outer edge dimension and the inside bathing capacity dimension measured at air jets' height. The manufacturer accepts a 1/4" [0.64 cm] variance. There are variations on each product and specifications are subject to change as we improve upon our product as required. The dimensions needed for site preparation and structure building will differ. BainUltra® assumes no responsibility for preparatory work done prior to the product being on site.

OPALIA 6839 OFF-CENTERED ELLIPSE - LEFT

68" x 39" x 25" (FREESTANDING)

Presenting Opalia®, a collection of exquisitely crafted therapeutic baths with the bold, pure lines of a fascinating opal. Like so many magnificent jewels, Opalia oval baths play on elliptical perfection, with original deck designs that intrigue and delight.

PRODUCT NO.

| MODEL | TMU | TUB |
|--------------|--------------|--------------|
| Freestanding | BOPPOF0LT-XX | BOPPOF0LN-XX |

THERMOMASSEUR (TMU)

Hydro-thermo massage • Air jet system

\$8,815

| | |
|---------------------------------------|----------|
| Jets | 35 |
| 1 heated backrest | Included |
| MiaPlus® Control (not installed) | Included |
| BU-Touch Control Application BUTOUCH | \$430 |
| Geysair® | Included |
| AromaCloud** BAROMAC | \$490 |
| AromaFlow*** BAROMAF NEW | \$950 |
| Illuzio Chromatherapy BCHRO6 | \$925 |
| 2nd heated backrest (WTS-1 zone) BSHB | \$1,125 |

TUB

Soaker

\$6,220

| | |
|---------------------------------|-----------------------|
| AromaCloud** BAROMAC | \$490 |
| AromaFlow*** BAROMAF NEW | \$950 |
| Illuzio Chromatherapy BCHRO6 | \$925 |
| WarmTouchShell® BWTS | \$1,125 |
| DOT control | Included with therapy |
| 2nd WarmTouchShell® BWTS2 | \$370 |

FEATURES

| | |
|-------------------|--------------|
| Installation type | Freestanding |
| No. of bathers | 2 |
| US gallons | 51 |
| Imp. gallons | 42 |

INTEGRATED WASTE & OVERFLOW BOVERINI-XX p. 10


| | |
|--|----------------------|
| White 01, Chrome 07, Brushed Nickel 09, Polished Nickel 10, Matte White with UltraVelour finish 32 | Installed & Included |
|--|----------------------|

STANDARD COLOR p. 13

| | |
|----------|----------|
| White 01 | Included |
|----------|----------|

OPTIONS (UPCHARGE APPLICABLE)

COLOR p. 13

| | | |
|---|------------------|-------|
|  | Black / White 66 | \$475 |
|---|------------------|-------|

FINISH p. 6

| | |
|---|-------|
| UltraVelour Matte Finish (white only) BVEL2 | \$850 |
|---|-------|

UNIVERSAL ARMRESTS BGBGU-XX p. 12

| | |
|----------|-------|
| White 01 | \$750 |
|----------|-------|

INTEGRATED WASTE & OVERFLOW BOVERINI-XX p. 10

| | |
|--------------------------------|-------|
| Matte Black 19, Satin Brass 18 | \$120 |
|--------------------------------|-------|

ISLAND TUB DRAIN™** p. 11

| | |
|--------------------------------------|-------|
| Island Tub Drain™ BISLDD | \$260 |
| Cast Iron Island Tub Drain™ BISLDDCI | \$310 |



Don't forget to specify the **finish of the integrated waste & overflow**. Faucets must be freestanding or wall-mounted.

* The AromaCloud® is built into the deck (factory installed).

** An Island Tub Drain™ is required when there is **no access under the bath**.

*** When ordering an AromaFlow, an Integrated waste & overflow is mandatory (Included). Specify the finish of the waste.

TO ORDER

Complete the **ORDER FORM** in the bainultra.com/interactive-price-list or on bainultra.com/extranet or send your PO to orderdesk@bainultra.com

FOR THE INSTALLER

SCAN
TO VIEW
INSTALLATION
VIDEO (3:20 MIN)

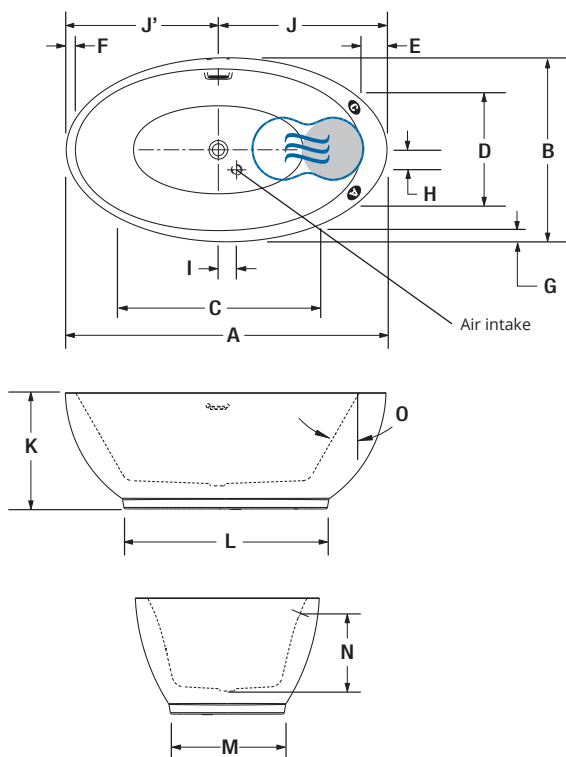




OPALIA 6839 OFF-CENTERED ELLIPSE - LEFT (FREESTANDING)



INSTALLATION



| LETTER | DESCRIPTION | MEASURE |
|--------|---|---------------------|
| A | Total length | 68" |
| B | Total width | 39" |
| C | Bathing well length (at height of jets) | 41 5/8" |
| D | Bathing well width (at height of jets) | 23 5/8" |
| E | Deck width (backrest) | 5 1/2" |
| F | Deck width (feet) | 2" |
| G | Deck width (center) | 2 3/8" |
| H | Air intake to center of drain (long axis) | 4 1/4" |
| I | Air intake to center of drain (trans. axis) | 3 7/8" |
| J | Center of drain to edge of backrest | 35 3/4" |
| J' | Center of drain to edge of backrest | 32 1/4" |
| K | Bath height | 24 3/4" |
| L | Length of the base | 43" |
| M | Width of the base | 24" |
| N | Maximum water level Maximum water level with AromaFlow | 15 7/8" 15 5/16" |
| O | Slope of backrests | 31° |

- A** AromaCloud® position
- C** Control position when factory-installed (Mia® or DOT)
- Indicates heated backrest (TMU)
- ☞ Indicates WarmTouchShell® position (TUB)

TECHNICAL SPECIFICATIONS

| | |
|----------------------------------|--|
| Hot water supply required | The hot water supply should be 70% or more of the bath's total water capacity. |
| Turbine | Access to the pump must be at least 18" x 22". Standard connection is 20 A, 120 V, 60 Hz , dedicated line with a Ground-Fault Circuit Interrupter (GFCI). For any additional option, a second line is needed 15 A, 120 V, 60 Hz , dedicated line with a GFCI. |
| Others | <ul style="list-style-type: none"> - The Geysair® is located on the same side as the heated backrest. It must NOT be relocated. It must be connected to the hot water supply and be accessible (provide access). - Faucet must be freestanding or wall-mounted. - The turbine must be remotely installed. - The water level will be lower when an AromaFlow is installed. |

Our products must be installed by certified professionals only and according to our Owner's Manual as well as federal, provincial/state and local building codes and regulations (www.bainultra.com/dealers/dealer-documentation-and-catalog).

| | |
|--------------------------------|------------|
| Cutting template | # 90000073 |
| Approx. shipping weight | 230 lb |
| Turbine power | 550 W |
| Air heater | 600 W |
| WARRANTY | |
| Controls-LED-Geysair* | 5 years |
| Bath & turbine* | 20 years |

* Some restrictions apply | www.bainultra.com/warranty

The specifications shown indicate the outer edge dimension and the inside bathing capacity dimension measured at air jets' height. The manufacturer accepts a 1/4" [0.64 cm] variance. There are variations on each product and specifications are subject to change as we improve upon our product as required. The dimensions needed for site preparation and structure building will differ. BainUltra® assumes no responsibility for preparatory work done prior to the product being on site.

OPALIA 6839 OFF-CENTERED ELLIPSE - RIGHT

68" x 39" x 25" (FREESTANDING)

Presenting Opalia®, a collection of exquisitely crafted therapeutic baths with the bold, pure lines of a fascinating opal. Like so many magnificent jewels, Opalia oval baths play on elliptical perfection, with original deck designs that intrigue and delight.

PRODUCT NO.

| MODEL | TMU | TUB |
|--------------|--------------|--------------|
| Freestanding | BOPPOFORT-XX | BOPPOFORN-XX |

THERMOMASSEUR (TMU)

Hydro-thermo massage • Air jet system

\$8,815

| | |
|---------------------------------------|----------|
| Jets | 35 |
| 1 heated backrest | Included |
| MiaPlus® Control (not installed) | Included |
| BU-Touch Control Application BUTOUCH | \$430 |
| Geysair® | Included |
| AromaCloud** BAROMAC | \$490 |
| AromaFlow*** BAROMAF NEW | \$950 |
| Illuzio Chromatherapy BCHRO6 | \$925 |
| 2nd heated backrest (WTS-1 zone) BSHB | \$1,125 |

TUB

Soaker

\$6,220

| | |
|---------------------------------|-----------------------|
| AromaCloud** BAROMAC | \$490 |
| AromaFlow*** BAROMAF NEW | \$950 |
| Illuzio Chromatherapy BCHRO6 | \$925 |
| WarmTouchShell® BWTS | \$1,125 |
| DOT control | Included with therapy |
| 2nd WarmTouchShell® BWTS2 | \$370 |

FEATURES

| | |
|-------------------|--------------|
| Installation type | Freestanding |
| No. of bathers | 2 |
| US gallons | 51 |
| Imp. gallons | 42 |

INTEGRATED WASTE & OVERFLOW BOVERINI-XX p. 10

| | |
|--|----------------------|
| White 01, Chrome 07, Brushed Nickel 09, Polished Nickel 10, Matte White with UltraVelour finish 32 | Installed & Included |
|--|----------------------|

STANDARD COLOR p. 13

| | |
|----------|----------|
| White 01 | Included |
|----------|----------|

OPTIONS (UPCHARGE APPLICABLE)

COLOR p. 13

| | |
|------------------|-------|
| Black / White 66 | \$475 |
|------------------|-------|

FINISH p. 6

| | |
|---|-------|
| UltraVelour Matte Finish (white only) BVEL2 | \$850 |
|---|-------|

UNIVERSAL ARMRESTS BGBGU-XX p. 12

| | |
|----------|-------|
| White 01 | \$750 |
|----------|-------|

INTEGRATED WASTE & OVERFLOW BOVERINI-XX p. 10

| | |
|--------------------------------|-------|
| Matte Black 19, Satin Brass 18 | \$120 |
|--------------------------------|-------|

ISLAND TUB DRAIN™** p. 11

| | |
|--------------------------------------|-------|
| Island Tub Drain™ BISLDD | \$260 |
| Cast Iron Island Tub Drain™ BISLDDCI | \$310 |



Don't forget to specify the **finish of the integrated waste & overflow**. Faucets must be freestanding or wall-mounted.

* The AromaCloud® is built into the deck (factory installed).

** An Island Tub Drain™ is required when there is **no access under the bath**.

*** When ordering an AromaFlow, an Integrated waste & overflow is mandatory (Included). Specify the finish of the waste.

TO ORDER

Complete the **ORDER FORM** in the bainultra.com/interactive-price-list or on bainultra.com/extranet or send your PO to orderdesk@bainultra.com

FOR THE INSTALLER

SCAN
TO VIEW
INSTALLATION
VIDEO (3:20 MIN)

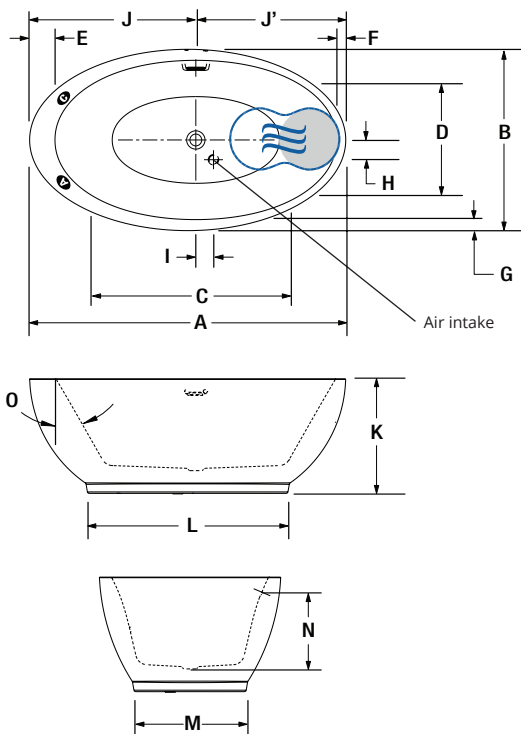




OPALIA 6839 OFF-CENTERED ELLIPSE - RIGHT (FREESTANDING)



INSTALLATION



| LETTER | DESCRIPTION | MEASURE |
|--------|---|---------------------|
| A | Total length | 68" |
| B | Total width | 39" |
| C | Bathing well length (at height of jets) | 41 5/8" |
| D | Bathing well width (at height of jets) | 23 5/8" |
| E | Deck width (feet) | 5 1/2" |
| F | Deck width (backrest) | 2" |
| G | Deck width (center) | 2 3/8" |
| H | Air intake to center of drain (long axis) | 4 1/4" |
| I | Air intake to center of drain (trans. axis) | 3 7/8" |
| J | Center of drain to edge of backrest | 35 3/4" |
| J' | Center of drain to edge of backrest | 32 1/4" |
| K | Bath height | 24 3/4" |
| L | Length of the base | 43" |
| M | Width of the base | 24" |
| N | Maximum water level Maximum water level with AromaFlow | 15 7/8" 15 5/16" |
| O | Slope of backrests | 31° |

- A** AromaCloud® position
- C** Control position when factory-installed (Mia® or DOT)
- Indicates heated backrest (TMU)
- ☞ Indicates WarmTouchShell® position (TUB)

TECHNICAL SPECIFICATIONS

| | |
|----------------------------------|--|
| Hot water supply required | The hot water supply should be 70% or more of the bath's total water capacity. |
| Turbine | Access to the pump must be at least 18" x 22". Standard connection is 20 A, 120 V, 60 Hz , dedicated line with a Ground-Fault Circuit Interrupter (GFCI). For any additional option, a second line is needed 15 A, 120 V, 60 Hz , dedicated line with a GFCI. |
| Others | <ul style="list-style-type: none"> - The Geysair® is located on the same side as the heated backrest. It must NOT be relocated. It must be connected to the hot water supply and be accessible (provide access). - Faucet must be freestanding or wall-mounted. - The turbine must be remotely installed. - The water level will be lower when an AromaFlow is installed. |

Our products must be installed by certified professionals only and according to our Owner's Manual as well as federal, provincial/state and local building codes and regulations (www.bainultra.com/dealers/dealer-documentation-and-catalog).

| | |
|--------------------------------|------------|
| Cutting template | # 90000073 |
| Approx. shipping weight | 230 lb |
| Turbine power | 550 W |
| Air heater | 600 W |
| WARRANTY | |
| Controls-LED-Geysair* | 5 years |
| Bath & turbine* | 20 years |

* Some restrictions apply | www.bainultra.com/warranty

The specifications shown indicate the outer edge dimension and the inside bathing capacity dimension measured at air jets' height. The manufacturer accepts a 1/4" [0.64 cm] variance. There are variations on each product and specifications are subject to change as we improve upon our product as required. The dimensions needed for site preparation and structure building will differ. BainUltra® assumes no responsibility for preparatory work done prior to the product being on site.

OPALIA 6839 OBLIQUE ELLIPSE - LEFT

68" x 39" x 25" (FREESTANDING)

Presenting Opalia®, a collection of exquisitely crafted therapeutic baths with the bold, pure lines of a fascinating opal. Like so many magnificent jewels, Opalia oval baths play on elliptical perfection, with original deck designs that intrigue and delight.



PRODUCT NO.

| MODEL | TMU | TUB |
|--------------|--------------|--------------|
| Freestanding | BOPPOFXLT-XX | BOPPOFXLN-XX |

THERMOMASSEUR (TMU)

Hydro-thermo massage • Air jet system

\$8,815

| | |
|---------------------------------------|----------|
| Jets | 35 |
| 1 heated backrest | Included |
| MiaPlus® Control (not installed) | Included |
| BU-Touch Control Application BUTOUCH | \$430 |
| Geysair® | Included |
| AromaCloud** BAROMAC | \$490 |
| AromaFlow*** BAROMAF NEW | \$950 |
| Illuzio Chromatherapy BCHRO6 | \$925 |
| 2nd heated backrest (WTS-1 zone) BSHB | \$1,125 |

TUB

Soaker

\$6,220

| | |
|---------------------------------|-----------------------|
| AromaCloud** BAROMAC | \$490 |
| AromaFlow*** BAROMAF NEW | \$950 |
| Illuzio Chromatherapy BCHRO6 | \$925 |
| WarmTouchShell® BWTS | \$1,125 |
| DOT control | Included with therapy |
| 2nd WarmTouchShell® BWTS2 | \$370 |

FEATURES

| | |
|-------------------|--------------|
| Installation type | Freestanding |
| No. of bathers | 2 |
| US gallons | 51 |
| Imp. gallons | 42 |

INTEGRATED WASTE & OVERFLOW BOVERINI-XX p. 10

| | |
|--|----------------------|
| White 01, Chrome 07, Brushed Nickel 09, Polished Nickel 10, Matte White with UltraVelour finish 32 | Installed & Included |
|--|----------------------|

STANDARD COLOR p. 13

| | |
|----------|----------|
| White 01 | Included |
|----------|----------|

OPTIONS (UPCHARGE APPLICABLE)

COLOR p. 13

| | |
|------------------|-------|
| Black / White 66 | \$475 |
|------------------|-------|

FINISH p. 6

| | |
|---|-------|
| UltraVelour Matte Finish (white only) BVEL2 | \$850 |
|---|-------|

UNIVERSAL ARMRESTS BGBGU-XX p. 12

| | |
|----------|-------|
| White 01 | \$750 |
|----------|-------|

INTEGRATED WASTE & OVERFLOW BOVERINI-XX p. 10

| | |
|--------------------------------|-------|
| Matte Black 19, Satin Brass 18 | \$120 |
|--------------------------------|-------|

ISLAND TUB DRAIN™** p. 11

| | |
|--------------------------------------|-------|
| Island Tub Drain™ BISLDD | \$260 |
| Cast Iron Island Tub Drain™ BISLDDCI | \$310 |



Don't forget to specify the **finish of the integrated waste & overflow**. Faucets must be freestanding or wall-mounted.

* The AromaCloud® is built into the deck (factory installed).

** An Island Tub Drain™ is required when there is **no access under the bath**.

*** When ordering an AromaFlow, an Integrated waste & overflow is mandatory (Included). Specify the finish of the waste.

TO ORDER

Complete the **ORDER FORM** in the bainultra.com/interactive-price-list or on bainultra.com/extranet or send your PO to orderdesk@bainultra.com

FOR THE INSTALLER

SCAN
TO VIEW
INSTALLATION
VIDEO (3:20 MIN)

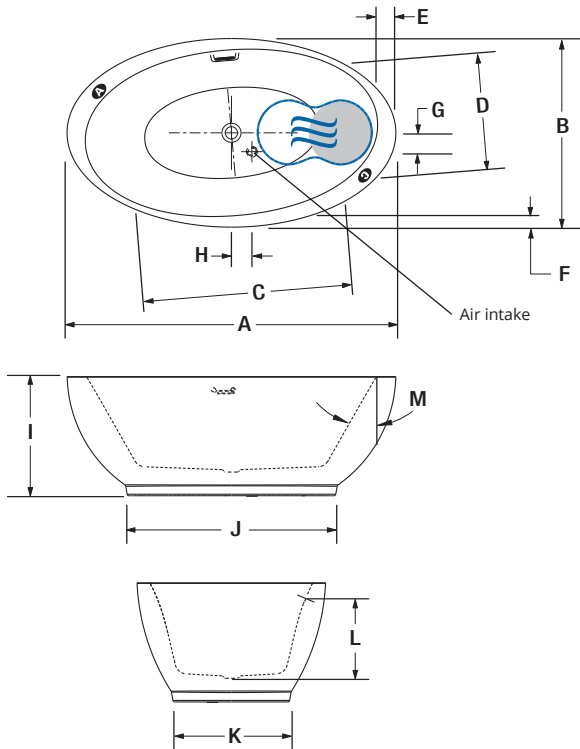




OPALIA 6839 OBLIQUE ELLIPSE - LEFT (FREESTANDING)



INSTALLATION



| LETTER | DESCRIPTION | MEASURE |
|--------|---|---------------------|
| A | Total length | 68" |
| B | Total width | 39" |
| C | Bathing well length (at height of jets) | 41 5/8" |
| D | Bathing well width (at height of jets) | 23 5/8" |
| E | Deck width (backrests) | 3 7/8" |
| F | Deck width (center) | 2 3/8" |
| G | Air intake to center of drain (long axis) | 3 7/8" |
| H | Air intake to center of drain (trans. axis) | 4 1/4" |
| I | Bath height | 24 3/4" |
| J | Length of the base | 43" |
| K | Width of the base | 24" |
| L | Maximum water level Maximum water level with AromaFlow | 15 7/8" 15 5/16" |
| M | Slope of backrests | 31° |

- A** AromaCloud® position
- C** Control position when factory-installed (Mia® or DOT)
- G** Indicates heated backrest (TMU)
- H** Indicates WarmTouchShell® position (TUB)

TECHNICAL SPECIFICATIONS

| | |
|----------------------------------|--|
| Hot water supply required | The hot water supply should be 70% or more of the bath's total water capacity. |
| Turbine | Access to the pump must be at least 18" x 22". Standard connection is 20 A, 120 V, 60 Hz, dedicated line with a Ground-Fault Circuit Interrupter (GFCI). For any additional option, a second line is needed 15 A, 120 V, 60 Hz, dedicated line with a GFCI. |
| Others | <ul style="list-style-type: none"> - The Geysair® is located on the same side as the heated backrest. It must NOT be relocated. It must be connected to the hot water supply and be accessible (provide access). - Faucet must be freestanding or wall-mounted. - The turbine must be remotely installed. - The water level will be lower when an AromaFlow is installed. |

Our products must be installed by certified professionals only and according to our Owner's Manual as well as federal, provincial/state and local building codes and regulations (www.bainultra.com/dealers/dealer-documentation-and-catalog).

| | |
|--------------------------------|------------|
| Cutting template | # 90000073 |
| Approx. shipping weight | 230 lb |
| Turbine power | 550 W |
| Air heater | 600 W |
| WARRANTY | |
| Controls-LED-Geysair* | 5 years |
| Bath & turbine* | 20 years |

* Some restrictions apply | www.bainultra.com/warranty

The specifications shown indicate the outer edge dimension and the inside bathing capacity dimension measured at air jets' height. The manufacturer accepts a 1/4" [0.64 cm] variance. There are variations on each product and specifications are subject to change as we improve upon our product as required. The dimensions needed for site preparation and structure building will differ. BainUltra® assumes no responsibility for preparatory work done prior to the product being on site.

OPALIA 6839 OBLIQUE ELLIPSE - RIGHT

68" x 39" x 25" (FREESTANDING)

Presenting Opalia®, a collection of exquisitely crafted therapeutic baths with the bold, pure lines of a fascinating opal. Like so many magnificent jewels, Opalia oval baths play on elliptical perfection, with original deck designs that intrigue and delight.

PRODUCT NO.

| MODEL | TMU | TUB |
|--------------|--------------|--------------|
| Freestanding | BOPPOFXRT-XX | BOPPOFXRN-XX |

THERMOMASSEUR (TMU)

Hydro-thermo massage • Air jet system

\$8,815

| | |
|---------------------------------------|----------|
| Jets | 35 |
| 1 heated backrest | Included |
| MiaPlus® Control (not installed) | Included |
| BU-Touch Control Application BUTOUCH | \$430 |
| Geysair® | Included |
| AromaCloud** BAROMAC | \$490 |
| AromaFlow*** BAROMAF NEW | \$950 |
| Illuzio Chromatherapy BCHRO6 | \$925 |
| 2nd heated backrest (WTS-1 zone) BSHB | \$1,125 |

TUB

Soaker

\$6,220

| | |
|---------------------------------|-----------------------|
| AromaCloud** BAROMAC | \$490 |
| AromaFlow*** BAROMAF NEW | \$950 |
| Illuzio Chromatherapy BCHRO6 | \$925 |
| WarmTouchShell® BWTS | \$1,125 |
| DOT control | Included with therapy |
| 2nd WarmTouchShell® BWTS2 | \$370 |

FEATURES

| | |
|-------------------|--------------|
| Installation type | Freestanding |
| No. of bathers | 2 |
| US gallons | 51 |
| Imp. gallons | 42 |

INTEGRATED WASTE & OVERFLOW BOVERINI-XX p. 10

| | |
|--|----------------------|
| White 01, Chrome 07, Brushed Nickel 09, Polished Nickel 10, Matte White with UltraVelour finish 32 | Installed & Included |
|--|----------------------|

STANDARD COLOR p. 13

| | |
|----------|----------|
| White 01 | Included |
|----------|----------|

OPTIONS (UPCHARGE APPLICABLE)

COLOR p. 13

| | | |
|---|------------------|-------|
|  | Black / White 66 | \$475 |
|---|------------------|-------|

FINISH p. 6

| | |
|---|-------|
| UltraVelour Matte Finish (white only) BVEL2 | \$850 |
|---|-------|

UNIVERSAL ARMRESTS BGBGU-XX p. 12

| | |
|----------|-------|
| White 01 | \$750 |
|----------|-------|

INTEGRATED WASTE & OVERFLOW BOVERINI-XX p. 10

| | |
|--------------------------------|-------|
| Matte Black 19, Satin Brass 18 | \$120 |
|--------------------------------|-------|

ISLAND TUB DRAIN™** p. 11

| | |
|--------------------------------------|-------|
| Island Tub Drain™ BISLDD | \$260 |
| Cast Iron Island Tub Drain™ BISLDDCI | \$310 |



Don't forget to specify the **finish of the integrated waste & overflow**. Faucets must be freestanding or wall-mounted.

* The AromaCloud® is built into the deck (factory installed).

** An Island Tub Drain™ is required when there is **no access under the bath**.

*** When ordering an AromaFlow, an Integrated waste & overflow is mandatory (Included). Specify the finish of the waste.

TO ORDER

Complete the **ORDER FORM** in the bainultra.com/interactive-price-list or on bainultra.com/extranet or send your PO to orderdesk@bainultra.com

FOR THE INSTALLER

SCAN
TO VIEW
INSTALLATION
VIDEO (3:20 MIN)

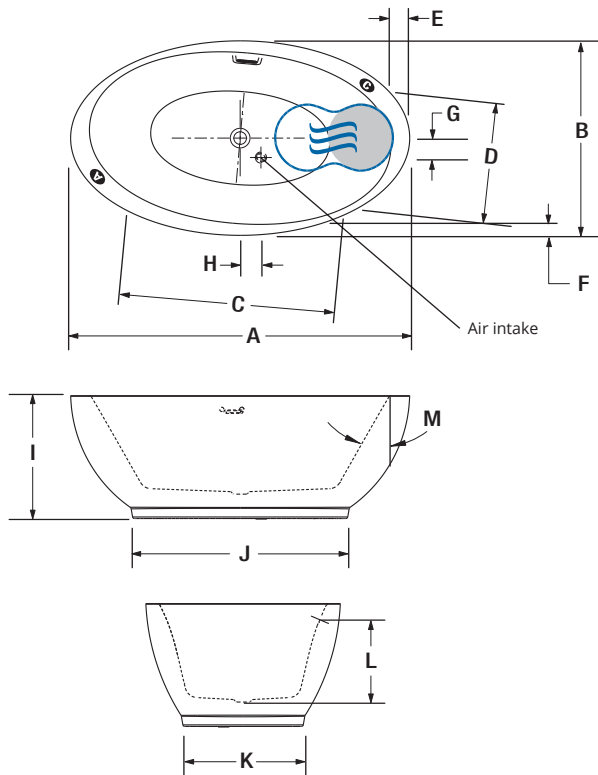




OPALIA 6839 OBLIQUE ELLIPSE - RIGHT (FREESTANDING)



INSTALLATION



| LETTER | DESCRIPTION | MEASURE |
|--------|---|---------------------|
| A | Total length | 68" |
| B | Total width | 39" |
| C | Bathing well length (at height of jets) | 41 5/8" |
| D | Bathing well width (at height of jets) | 23 5/8" |
| E | Deck width (backrests) | 3 7/8" |
| F | Deck width (center) | 2 3/8" |
| G | Air intake to center of drain (long axis) | 3 7/8" |
| H | Air intake to center of drain (trans. axis) | 4 1/4" |
| I | Bath height | 24 3/4" |
| J | Length of the base | 43" |
| K | Width of the base | 24" |
| L | Maximum water level Maximum water level with AromaFlow | 15 7/8" 15 5/16" |
| M | Slope of backrests | 31° |

- A** AromaCloud® position
- G** Control position when factory-installed (Mia® or DOT)
- Indicates heated backrest (TMU)
- ☄ Indicates WarmTouchShell® position (TUB)

TECHNICAL SPECIFICATIONS

| | |
|----------------------------------|--|
| Hot water supply required | The hot water supply should be 70% or more of the bath's total water capacity. |
| Turbine | Access to the pump must be at least 18" x 22". Standard connection is 20 A, 120 V, 60 Hz, dedicated line with a Ground-Fault Circuit Interrupter (GFCI). For any additional option, a second line is needed 15 A, 120 V, 60 Hz, dedicated line with a GFCI. |
| Others | <ul style="list-style-type: none"> - The Geysair® is located on the same side as the heated backrest. It must NOT be relocated. It must be connected to the hot water supply and be accessible (provide access). - Faucet must be freestanding or wall-mounted. - The turbine must be remotely installed. - The water level will be lower when an AromaFlow is installed. |

Our products must be installed by certified professionals only and according to our Owner's Manual as well as federal, provincial/state and local building codes and regulations (www.bainultra.com/dealers/dealer-documentation-and-catalog).

| | |
|--------------------------------|------------|
| Cutting template | # 90000073 |
| Approx. shipping weight | 230 lb |
| Turbine power | 550 W |
| Air heater | 600 W |
| WARRANTY | |
| Controls-LED-Geysair* | 5 years |
| Bath & turbine* | 20 years |

* Some restrictions apply | www.bainultra.com/warranty

The specifications shown indicate the outer edge dimension and the inside bathing capacity dimension measured at air jets' height. The manufacturer accepts a 1/4" [0.64 cm] variance. There are variations on each product and specifications are subject to change as we improve upon our product as required. The dimensions needed for site preparation and structure building will differ. BainUltra® assumes no responsibility for preparatory work done prior to the product being on site.

SCALA 6638

66" x 38" x 25" (FREESTANDING)

Scala, this freestanding bath has an aesthetic refinement that translates into a contemporary version of the Rococo style bathtub on lion's feet.



PRODUCT NO.

| MODEL | TMU | TUB |
|--------------|--------------|--------------|
| Freestanding | BSCMOF00T-XX | BSCMOF00N-XX |

THERMOMASSEUR (TMU)

Hydro-thermo massage • Air jet system

\$10,875

| | |
|---------------------------------------|----------|
| Jets | 38 |
| 1 heated backrest & headrest | Included |
| MiaPlus® Control* | Included |
| BU-Touch Control Application | Included |
| Geysair® | Included |
| AromaCloud® | N/A |
| AromaFlow*** BAROMAF NEW | \$950 |
| Illuzio Chromatherapy BCHRO6 | \$925 |
| 2nd heated backrest (WTS-1 zone) BSHB | \$1,125 |

TUB

Soaker

\$8,750

| | |
|------------------------------|-----------------------|
| AromaCloud® | N/A |
| AromaFlow*** BAROMAF NEW | \$950 |
| Illuzio Chromatherapy BCHRO6 | \$925 |
| WarmTouchShell® BWTS | \$1,125 |
| DOT control | Included with therapy |
| 2nd WarmTouchShell® BWTS2 | \$370 |

FEATURES

| | |
|-------------------|--------------|
| Installation type | Freestanding |
| No. of bathers | 2 |
| US gallons | 62 |
| Imp. gallons | 51 |

INTEGRATED WASTE & OVERFLOW BOVERINI-XX p. 10

| | |
|--|----------------------|
| White 01, Chrome 07, Brushed Nickel 09, Polished Nickel 10, Matte White with UltraVelour finish 32 | Installed & Included |
|--|----------------------|

FEET (specify finish) BFEETSC-XX p. 12

| | |
|--------------------------------|----------------------|
| Matte Black 19, Satin Brass 18 | Installed & Included |
|--------------------------------|----------------------|

STANDARD COLOR p. 13

| | |
|----------|----------|
| White 01 | Included |
|----------|----------|

OPTIONS (UPCHARGE APPLICABLE)

FINISH p. 6

| | |
|---|-------|
| UltraVelour Matte Finish (white only) BVEL2 | \$850 |
|---|-------|

ARMRESTS (2) BGBSC-XX p. 12

| | |
|--|---------|
| Chrome 07, Brushed Nickel 09, Polished Nickel 10 | \$1,950 |
| Matte Black 19, Satin Brass 18 | \$1,300 |

FEET (specify finish) BFEETSC-XX p. 12

| | |
|--|---------|
| Chrome 07, Brushed Nickel 09, Polished Nickel 10 | \$1,100 |
|--|---------|

INTEGRATED WASTE & OVERFLOW BOVERINI-XX p. 10

| | |
|--------------------------------|-------|
| Matte Black 19, Satin Brass 18 | \$120 |
|--------------------------------|-------|

ISLAND TUB DRAIN™*** p. 11

| | |
|--------------------------------------|-------|
| Island Tub Drain™ BISLDD | \$260 |
| Cast Iron Island Tub Drain™ BISLDDCI | \$310 |

IF REQUIRED BY CONSTRUCTION CODE

| | |
|-----------------------------------|-------|
| Brass waste & overflow kit BDRCOB | \$240 |
| Brass waste kit BDRCB | \$60 |



Don't forget that this model is available in **White only**.
Don't forget to specify the **finish of the integrated waste & overflow, feet and armrests**.

* Control and faucet cannot be installed on the deck of the bath.

** An Island Tub Drain™ is required when there is **no access under the bath**.

*** When ordering an AromaFlow, an Integrated waste & overflow is mandatory (Included). Specify the finish of the waste.

TO ORDER

Complete the **ORDER FORM** in the bainultra.com/interactive-price-list or on bainultra.com/extranet or send your PO to orderdesk@bainultra.com

FOR THE INSTALLER

SCAN
TO VIEW
INSTALLATION
VIDEO (3:20 MIN)






SCALA 6638 (FREESTANDING)

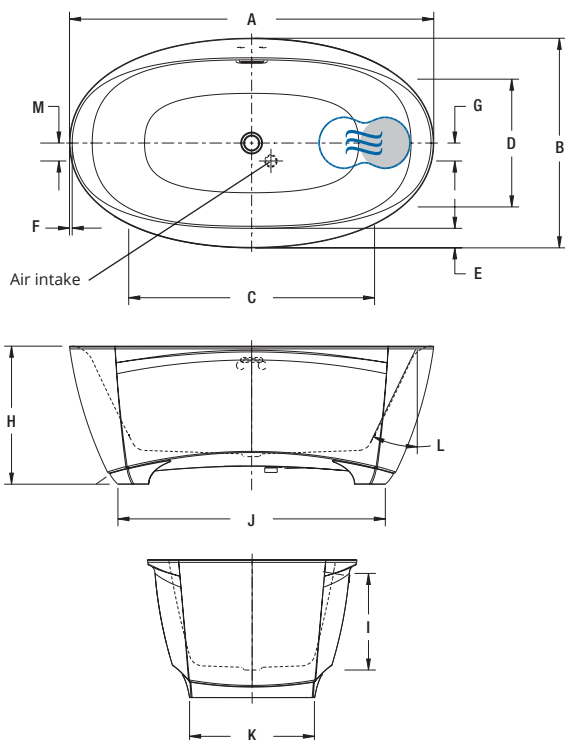


Armrests (2), offered in option



Feet (shown in Satin Brass)

INSTALLATION



| LETTER | DESCRIPTION | MEASURE |
|--------|---|----------------|
| A | Total length | 66" |
| B | Total width | 38" |
| C | Bathing well length | 44 1/2" |
| D | Bathing well width | 23 1/8" |
| E | Deck width at sides | 3 1/2" |
| F | Deck width at ends | 1/2" |
| G | Center drain to air intake | 3 1/4" |
| H | Total height to headrest | 25" |
| I | Maximum water level Maximum water level with AromaFlow | 16 7/8" 15" |
| J | Base length | 48 3/8" |
| K | Base width | 22 5/8" |
| L | Slope of backrests | 26° |
| M | Center drain to center air intake | 3 1/4" |

- Indicates heated backrest (TMU)
- ☞ Indicates WarmTouchShell® position (TUB)

TECHNICAL SPECIFICATIONS

| | |
|---------------------------|--|
| Hot water supply required | The hot water supply should be 70% or more of the bath's total water capacity. |
| Turbine | Access to the pump must be at least 18" x 22". Standard connection is 20 A, 120 V, 60 Hz , dedicated line with a Ground-Fault Circuit Interrupter (GFCI). For any additional option, a second line is needed 15 A, 120 V, 60 Hz , dedicated line with a GFCI. Air vent necessary: 2" x 4" minimum. |
| Others | <ul style="list-style-type: none"> - The Geysair® is located on the same side as the heated backrest. It must NOT be relocated. It must be connected to the hot water supply and be accessible (provide access). - Faucet must be freestanding or wall-mounted. - The turbine must be remotely installed. - TMU: Control must be wall-mounted. - TUB: DOT control will be installed on TUB. - The water level will be lower when an AromaFlow is installed. |

Our products must be installed by certified professionals only and according to our Owner's Manual as well as federal, provincial/state and local building codes and regulations (www.bainultra.com/dealers/dealer-documentation-and-catalog).

The specifications shown indicate the outer edge dimension and the inside bathing capacity dimension measured at air jets' height. The manufacturer accepts a 1/4" [0.64 cm] variance. There are variations on each product and specifications are subject to change as we improve upon our product as required. The dimensions needed for site preparation and structure building will differ. BainUltra® assumes no responsibility for preparatory work done prior to the product being on site.

| | |
|-------------------------|------------|
| Cutting template | # 90000077 |
| Approx. shipping weight | 250 lb |
| Turbine power | 550 W |
| Air heater | 600 W |
| WARRANTY | |
| Controls-LED-Geysair* | 5 years |
| Bath & turbine* | 20 years |

* Some restrictions apply | www.bainultra.com/warranty

SCALA 7242

72" x 42" x 25" (FREESTANDING)

Scala, this freestanding bath has an aesthetic refinement that translates into a contemporary version of the Rococo style bathtub on lion's feet.

PRODUCT NO.

| MODEL | TMU | TUB |
|--------------|--------------|--------------|
| Freestanding | BSCVOF00T-XX | BSCVOF00N-XX |

THERMOMASSEUR (TMU)

Hydro-thermo massage • Air jet system

\$11,750

| | |
|---------------------------------------|----------|
| Jets | 41 |
| 1 heated backrest & headrest | Included |
| MiaPlus® Control* | Included |
| BU-Touch Control Application | Included |
| Geysair® | Included |
| AromaCloud® | N/A |
| AromaFlow*** BAROMAF NEW | \$950 |
| Illuzio Chromatherapy BCHRO6 | \$925 |
| 2nd heated backrest (WTS-1 zone) BSHB | \$1,125 |

TUB

Soaker

\$9,050

| | |
|---------------------------------|-----------------------|
| AromaCloud® | N/A |
| AromaFlow*** BAROMAF NEW | \$950 |
| Illuzio Chromatherapy BCHRO6 | \$925 |
| WarmTouchShell® BWTS | \$1,125 |
| DOT control | Included with therapy |
| 2nd WarmTouchShell® BWTS2 | \$370 |

FEATURES

| | |
|-------------------|--------------|
| Installation type | Freestanding |
| No. of bathers | 2 |
| US gallons | 76 |
| Imp. gallons | 63 |

INTEGRATED WASTE & OVERFLOW BOVERINI-XX p. 10

| | |
|--|----------------------|
| White 01, Chrome 07, Brushed Nickel 09, Polished Nickel 10, Matte White with UltraVelour finish 32 | Installed & Included |
|--|----------------------|

FEET (specify finish) BFEETSC-XX p. 12

| | |
|--------------------------------|----------------------|
| Matte Black 19, Satin Brass 18 | Installed & Included |
|--------------------------------|----------------------|

STANDARD COLOR p. 13

| | |
|----------|----------|
| White 01 | Included |
|----------|----------|

OPTIONS (UPCHARGE APPLICABLE)

FINISH p. 6

| | |
|---|-------|
| UltraVelour Matte Finish (white only) BVEL2 | \$850 |
|---|-------|

ARMRESTS (2) BGBSC-XX p. 12

| | |
|--|---------|
| Chrome 07, Brushed Nickel 09, Polished Nickel 10 | \$1,950 |
| Matte Black 19, Satin Brass 18 | \$1,300 |

FEET (specify finish) BFEETSC-XX p. 12

| | |
|--|---------|
| Chrome 07, Brushed Nickel 09, Polished Nickel 10 | \$1,100 |
|--|---------|

INTEGRATED WASTE & OVERFLOW BOVERINI-XX p. 10

| | |
|--------------------------------|-------|
| Matte Black 19, Satin Brass 18 | \$120 |
|--------------------------------|-------|

ISLAND TUB DRAIN™** p. 11

| | |
|--------------------------------------|-------|
| Island Tub Drain™ BISLDD | \$260 |
| Cast Iron Island Tub Drain™ BISLDDCI | \$310 |

IF REQUIRED BY CONSTRUCTION CODE

| | |
|-----------------------------------|-------|
| Brass waste & overflow kit BDRCOB | \$240 |
| Brass waste kit BDRCB | \$60 |



Don't forget that this model is available in **White only**.
Don't forget to specify the **finish of the integrated waste & overflow, feet and armrests**.

* Control and faucet cannot be installed on the deck of the bath.

** An Island Tub Drain™ is required when there is **no access under the bath**.

*** When ordering an AromaFlow, an Integrated waste & overflow is mandatory (Included). Specify the finish of the waste.

TO ORDER

Complete the **ORDER FORM** in the bainultra.com/interactive-price-list or on bainultra.com/extranet or send your PO to orderdesk@bainultra.com

FOR THE INSTALLER

SCAN
TO VIEW
INSTALLATION
VIDEO (3:20 MIN)





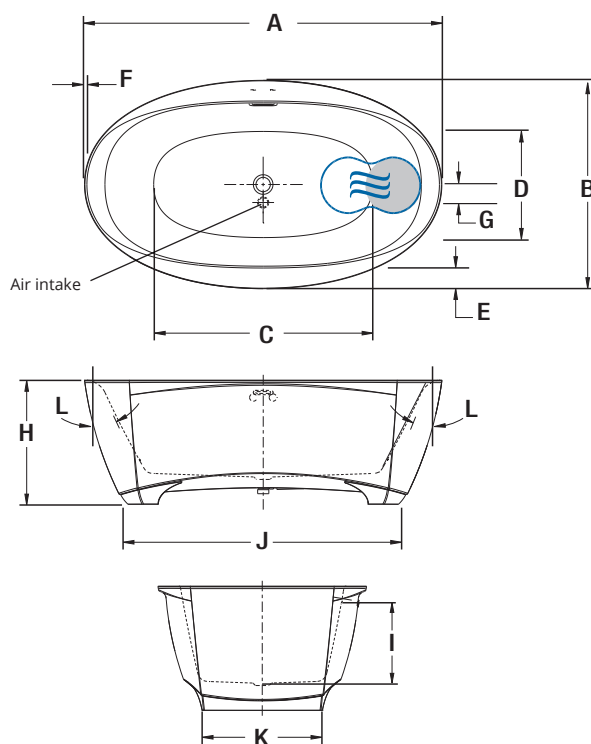
Armrests (2), offered in option

SCALA 7242 (FREESTANDING)



Feet (shown in Matte Black)

INSTALLATION



| LETTER | DESCRIPTION | MEASURE |
|--------|---|----------------|
| A | Total length | 72" |
| B | Total width | 42" |
| C | Bathing well length | 50" |
| D | Bathing well width | 26 1/2" |
| E | Deck width at sides | 4 1/8" |
| F | Deck width at ends | 1/2" |
| G | Center drain to air intake | 3 5/8" |
| H | Total height to headrest | 25" |
| I | Maximum water level Maximum water level with AromaFlow | 16 7/8" 15" |
| J | Base length | 54 3/8" |
| K | Base width | 24 1/8" |
| L | Slope of backrests | 27° |

● Indicates heated backrest (TMU)

⦿ Indicates WarmTouchShell® position (TUB)

TECHNICAL SPECIFICATIONS

| | |
|----------------------------------|--|
| Hot water supply required | The hot water supply should be 70% or more of the bath's total water capacity. |
| Turbine | Access to the pump must be at least 18" x 22". Standard connection is 20 A, 120 V, 60 Hz, dedicated line with a Ground-Fault Circuit Interrupter (GFCI). For any additional option, a second line is needed 15 A, 120 V, 60 Hz, dedicated line with a GFCI. Air vent necessary: 2" x 4" minimum. |
| Others | <ul style="list-style-type: none"> - The Geysair® is located on the same side as the heated backrest. It must NOT be relocated. It must be connected to the hot water supply and be accessible (provide access). - Faucet must be freestanding or wall-mounted. - The turbine must be remotely installed. - TMU: Control must be wall-mounted. - TUB: DOT control will be installed on TUB. - The water level will be lower when an AromaFlow is installed. |

Our products must be installed by certified professionals only and according to our Owner's Manual as well as federal, provincial/state and local building codes and regulations (www.bainultra.com/dealers/dealer-documentation-and-catalog).

The specifications shown indicate the outer edge dimension and the inside bathing capacity dimension measured at air jets' height. The manufacturer accepts a 1/4" [0.64 cm] variance. There are variations on each product and specifications are subject to change as we improve upon our product as required. The dimensions needed for site preparation and structure building will differ. BainUltra® assumes no responsibility for preparatory work done prior to the product being on site.

| | |
|--------------------------------|------------|
| Cutting template | # 90000076 |
| Approx. shipping weight | 300 lb |
| Turbine power | 550 W |
| Air heater | 600 W |
| WARRANTY | |
| Controls-LED-Geysair* | 5 years |
| Bath & turbine* | 20 years |

* Some restrictions apply | www.bainultra.com/warranty

SCALA™

VIBE 5828

58" x 28" x 21" (FREESTANDING)

Vibe is a collection of therapeutic bathtubs with minimalist and contemporary flair. The collection is perfect for urban city dwellers who want to bring value and refinement to smaller bathrooms.



PRODUCT NO.

| MODEL | TMU | TUB |
|--------------|--------------|--------------|
| Freestanding | BVICRF00T-XX | BVICRF00N-XX |

THERMOMASSEUR (TMU)

Hydro-thermo massage • Air jet system

\$8,655

| | |
|--|----------|
| Jets | 40 |
| 1 heated backrest | Included |
| MiaPlus® Control* | Included |
| BU-Touch Control Application BUTOUCH | \$430 |
| Geysair® | Included |
| AromaFlow*** BAROMAF NEW | \$950 |
| Illuzio Chromatherapy BCHRO6 | \$925 |

TUB Soaker

\$6,430

| | |
|---|-----------------------|
| AromaFlow*** BAROMAF NEW | \$950 |
| Illuzio Chromatherapy BCHRO6 | \$925 |
| WarmTouchShell® BWTS | \$1,125 |
| DOT control | Included with therapy |

FEATURES

| | |
|-------------------|--------------|
| Installation type | Freestanding |
| No. of bathers | 4 |
| US gallons | 44 |
| Imp. gallons | 36 |

INTEGRATED WASTE & OVERFLOW [BOVERINI-XX](#) p. 10

| | |
|--|----------------------|
| White 01 , Chrome 07 , Brushed Nickel 09 , Polished Nickel 10 , Matte White with UltraVelour finish 32 | Installed & Included |
|--|----------------------|

STANDARD COLOR p. 13

| | |
|---|----------|
|  | Included |
| White 01 | |

OPTIONS (UPCHARGE APPLICABLE)

COLOR p. 13

| | |
|---|-------|
|  | \$475 |
| Black / White 66 | |

FINISH p. 6

| | |
|---|-------|
| UltraVelour Matte Finish (white only) BVEL2 | \$850 |
|---|-------|

UNIVERSAL ARMRESTS [BGBGU-XX](#) p. 12

| | |
|--------------------------|-------|
| White 01 | \$750 |
|--------------------------|-------|

INTEGRATED WASTE & OVERFLOW [BOVERINI-XX](#) p. 10

| | |
|---|-------|
| Matte Black 19 , Satin Brass 18 | \$120 |
|---|-------|

ISLAND TUB DRAIN™** p. 11

| | |
|--|-------|
| Island Tub Drain™ BISLDD | \$260 |
| Cast Iron Island Tub Drain™ BISLDDCI | \$310 |

IF REQUIRED BY CONSTRUCTION CODE

| | |
|---|-------|
| Brass waste & overflow kit BDRCOB | \$240 |
| Brass waste kit BDRCB | \$60 |



Don't forget to specify the **finish of the integrated waste & overflow**.

* Control must be wall-mounted. Faucets must be freestanding or wall-mounted.

** An Island Tub Drain™ is required when there is **no access under the bath**.

*** When ordering an AromaFlow, an Integrated waste & overflow is mandatory (Included). Specify the finish of the waste.

TO ORDER

Complete the **ORDER FORM** in the bainultra.com/interactive-price-list or on bainultra.com/extranet or send your PO to orderdesk@bainultra.com

FOR THE INSTALLER

SCAN
TO VIEW
INSTALLATION
VIDEO (3:20 MIN)

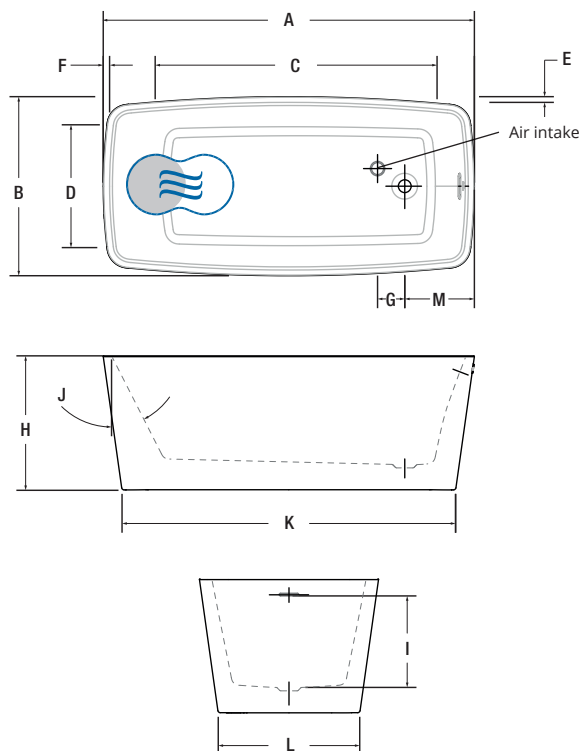


VIBE 5828 (FREESTANDING)



Vibe 5828 with Optional Universal Armrests

INSTALLATION



| LETTER | DESCRIPTION | MEASURE |
|--------|---|---------------------|
| A | Total length | 58" |
| B | Total width | 28" |
| C | Bathing well length | 44" |
| D | Bathing well width | 19 1/8" |
| E | Deck width | 7/8" |
| F | Deck width at headrest | 1" |
| G | Center drain to air intake | 4 1/4" |
| H | Total height | 21" |
| I | Maximum water level Maximum water level with AromaFlow | 14 5/16" 12 1/2" |
| J | Slope of backrest | 27° |
| K | Base length | 52 1/8" |
| L | Base width | 22 1/8" |
| M | Outer edge to center of drain | 10 7/8" |

- Indicates heated backrest (TMU)
- ☞ Indicates WarmTouchShell® position (TUB)

TECHNICAL SPECIFICATIONS

| | |
|---------------------------|---|
| Hot water supply required | The hot water supply should be 70% or more of the bath's total water capacity. |
| Turbine | Access to the pump must be at least 18" x 22". Standard connection is 20 A, 120 V, 60 Hz, dedicated line with a Ground-Fault Circuit Interrupter (GFCI). For any additional option, a second line is needed 15 A, 120 V, 60 Hz, dedicated line with a GFCI. Air vent necessary: 2" x 4" minimum. |
| Others | <ul style="list-style-type: none"> - The Geysair® is located on the same side as the heated backrest. It must NOT be relocated. It must be connected to the hot water supply and be accessible (provide access). - Faucet must be freestanding or wall-mounted. - The turbine must be remotely installed. - Controls cannot be installed on the deck of the bath. - The water level will be lower when an AromaFlow is installed. |

Our products must be installed by certified professionals only and according to our Owner's Manual as well as federal, provincial/state and local building codes and regulations (www.bainultra.com/dealers/dealer-documentation-and-catalog).

| | |
|-------------------------|------------|
| Cutting template | # 90000078 |
| Approx. shipping weight | 225 lb |
| Turbine power | 550 W |
| Air heater | 600 W |
| WARRANTY | |
| Controls-LED-Geysair* | 5 years |
| Bath & turbine* | 20 years |

* Some restrictions apply | www.bainultra.com/warranty

The specifications shown indicate the outer edge dimension and the inside bathing capacity dimension measured at air jets' height. The manufacturer accepts a 1/4" [0.64 cm] variance. There are variations on each product and specifications are subject to change as we improve upon our product as required. The dimensions needed for site preparation and structure building will differ. BainUltra® assumes no responsibility for preparatory work done prior to the product being on site.

VIBE BACK TO WALL 5828

58" x 28" x 21" (FREESTANDING)

Vibe is a collection of therapeutic bathtubs with minimalist and contemporary flair. The collection is perfect for urban city dwellers who want to bring value and refinement to smaller bathrooms.

PRODUCT NO.

| MODEL | TMU | TUB |
|------------------------|--------------|--------------|
| BTW - Left | BVBCHW0LT-XX | BVBCHW0LN-XX |
| BTW - Right | BVBCHW0RT-XX | BVBCHW0RN-XX |
| Front overflow - Left | BVFCHW0LT-XX | BVFCHW0LN-XX |
| Front overflow - Right | BVFCHW0RT-XX | BVFCHW0RN-XX |

THERMOMASSEUR (TMU)

Hydro-thermo massage • Air jet system

\$9,155

| | |
|--------------------------------------|----------|
| Jets | 40 |
| 1 heated backrest | Included |
| MiaPlus® Control* | Included |
| BU-Touch Control Application BUTOUCH | \$430 |
| Geysair® | Included |
| AromaFlow*** BAROMAF NEW | \$950 |
| Illuzio Chromatherapy BCHRO6 | \$925 |



TUB

Soaker

\$6,705

| | |
|------------------------------|-----------------------|
| AromaFlow*** BAROMAF NEW | \$950 |
| Illuzio Chromatherapy BCHRO6 | \$925 |
| WarmTouchShell® BWTS | \$1,125 |
| DOT control | Included with therapy |

FEATURES

| | | | |
|--|---|-----------------------------|----------------------|
| Installation type | | Freestanding (Back to wall) | |
| No. of bathers |  | Imp. gallons | 36 |
| US gallons | 44 | | |
| INTEGRATED WASTE & OVERFLOW BOVERINI-XX p. 10 | | | |
| White 01, Chrome 07, Brushed Nickel 09, Polished Nickel 10, Matte White with UltraVelour finish 32 | | | Installed & Included |
| STANDARD COLOR p. 13 | | | |
|  | | | Included |
| White 01 | | | |

OPTIONS (UPCHARGE APPLICABLE)

COLOR p.13

| | |
|------------------|-------|
| Black / White 66 | \$475 |
|------------------|-------|

FINISH p.6

| | |
|---|-------|
| UltraVelour Matte Finish (white only) BVEL2 | \$850 |
|---|-------|

UNIVERSAL ARMRESTS BGBGU-XX p.12

| | |
|----------|-------|
| White 01 | \$750 |
|----------|-------|

INTEGRATED WASTE & OVERFLOW BOVERINI-XX p.10

| | |
|--------------------------------|-------|
| Matte Black 19, Satin Brass 18 | \$120 |
|--------------------------------|-------|

ISLAND TUB DRAIN™** p.11

| | |
|--------------------------------------|-------|
| Island Tub Drain™ BISLDD | \$260 |
| Cast Iron Island Tub Drain™ BISLDDCI | \$310 |

IF REQUIRED BY CONSTRUCTION CODE

| | |
|-----------------------------------|-------|
| Brass waste & overflow kit BDRCOB | \$240 |
| Brass waste kit BDRCB | \$60 |



Don't forget to specify the **finish of the integrated waste & overflow.**

* Control must be wall-mounted. Faucets must be freestanding or wall-mounted.

** An Island Tub Drain™ is required when there is **no access under the bath.**

*** When ordering an AromaFlow, an Integrated waste & overflow is mandatory (Included). Specify the finish of the waste.


TO ORDER

Complete the **ORDER FORM** in the bainultra.com/interactive-price-list or on bainultra.com/extranet or send your PO to orderdesk@bainultra.com

FOR THE INSTALLER

SCAN TO VIEW INSTALLATION VIDEO (3:20 MIN)





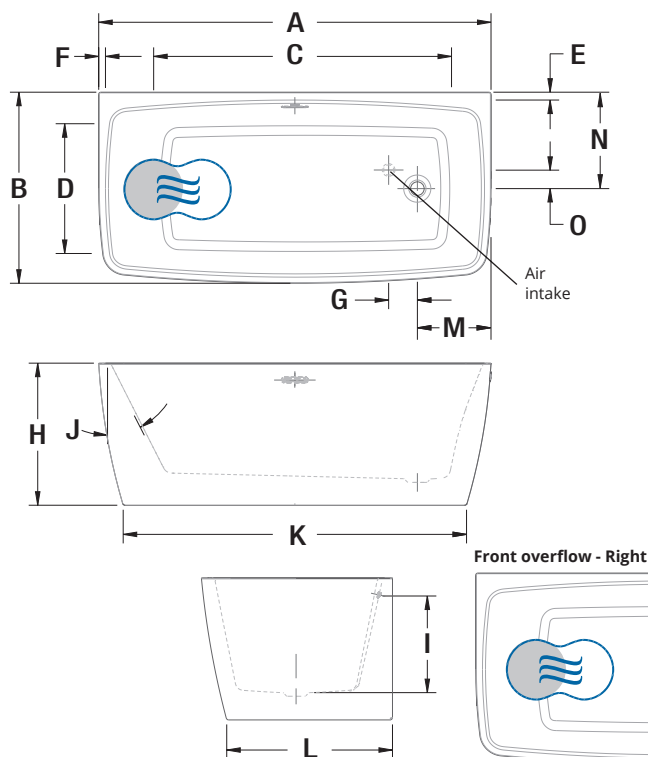
Front Overflow - Right

VIBE BACK TO WALL 5828 (FREESTANDING)



BTW - Right

INSTALLATION



| LETTER | DESCRIPTION | MEASURE |
|--------|---|---------------------|
| A | Total length | 58" |
| B | Total width | 28 1/4" |
| C | Bathing well length | 44" |
| D | Bathing well width | 19 1/8" |
| E | Deck width to wall | 1 1/8" |
| F | Deck width at headrest | 1" |
| G | Center drain to air intake | 4 1/4" |
| H | Total height | 21" |
| I | Maximum water level Maximum water level with AromaFlow | 14 5/16" 12 1/2" |
| J | Slope of backrest | 27° |
| K | Base length | 50 3/4" |
| L | Base width | 24 1/2" |
| M | Outside edge to center bath drain | 10 7/8" |
| N | Outside edge (wall) to center bath drain | 14 1/4" |
| O | Center drain to center air intake | 2 3/4" |

- Indicates heated backrest (TMU)
- ☞ Indicates WarmTouchShell® position (TUB)

TECHNICAL SPECIFICATIONS

| | |
|---------------------------|---|
| Hot water supply required | The hot water supply should be 70% or more of the bath's total water capacity. |
| Turbine | Access to the pump must be at least 18" x 22". Standard connection is 20 A, 120 V, 60 Hz, dedicated line with a Ground-Fault Circuit Interrupter (GFCI). For any additional option, a second line is needed 15 A, 120 V, 60 Hz, dedicated line with a GFCI. Air vent necessary: 2" x 4" minimum. |
| Others | <ul style="list-style-type: none"> - The Geysair® is located on the same side as the heated backrest. It must NOT be relocated. It must be connected to the hot water supply and be accessible (provide access). - Faucet must be freestanding or wall-mounted. - The turbine must be remotely installed. - Controls cannot be installed on the deck of the bath. - The water level will be lower when an AromaFlow is installed. |

Our products must be installed by certified professionals only and according to our Owner's Manual as well as federal, provincial/state and local building codes and regulations (www.bainultra.com/dealers/dealer-documentation-and-catalog).

| | |
|-------------------------|------------|
| Cutting template | # 90000079 |
| Approx. shipping weight | 225 lb |
| Turbine power | 550 W |
| Air heater | 600 W |
| WARRANTY | |
| Controls-LED-Geysair* | 5 years |
| Bath & turbine* | 20 years |

* Some restrictions apply | www.bainultra.com/warranty

The specifications shown indicate the outer edge dimension and the inside bathing capacity dimension measured at air jets' height. The manufacturer accepts a 1/4" [0.64 cm] variance. There are variations on each product and specifications are subject to change as we improve upon our product as required. The dimensions needed for site preparation and structure building will differ. BainUltra® assumes no responsibility for preparatory work done prior to the product being on site.

VIBE OVAL 5830

58" x 30" x 21" (FREESTANDING)

Vibe is a collection of therapeutic bathtubs with minimalist and contemporary flair. The collection is perfect for urban city dwellers who want to bring value and refinement to smaller bathrooms.

PRODUCT NO.

| MODEL | TMU | TUB |
|--------------|--------------|--------------|
| Freestanding | BVIAOF00T-XX | BVIAOF00N-XX |

THERMOMASSEUR (TMU)

Hydro-thermo massage • Air jet system

\$8,655

| | |
|--|----------|
| Jets | 35 |
| 1 heated backrest | Included |
| MiaPlus® Control* | Included |
| BU-Touch Control Application BUTOUCH | \$430 |
| Geysair® | Included |
| AromaFlow*** BAROMAF NEW | \$950 |
| Illuzio Chromatherapy BCHRO6 | \$925 |

TUB Soaker

\$6,430

| | |
|---|-----------------------|
| AromaFlow*** BAROMAF NEW | \$950 |
| Illuzio Chromatherapy BCHRO6 | \$925 |
| WarmTouchShell® BWTS | \$1,125 |
| DOT control | Included with therapy |

FEATURES

| | |
|-------------------|--------------|
| Installation type | Freestanding |
| No. of bathers | 4 |
| US gallons | 40 |
| Imp. gallons | 34 |

INTEGRATED WASTE & OVERFLOW [BOVERINI-XX](#) p. 10

| | |
|--|----------------------|
| White 01 , Chrome 07 , Brushed Nickel 09 , Polished Nickel 10 , Matte White with UltraVelour finish 32 | Installed & Included |
|--|----------------------|

STANDARD COLOR p. 13

| | |
|---|----------|
|  | Included |
| White 01 | |

OPTIONS (UPCHARGE APPLICABLE)

COLOR p. 13

| | |
|---|-------|
|  | \$475 |
| Black / White 66 | |

FINISH p. 6

| | |
|---|-------|
| UltraVelour Matte Finish (white only) BVEL2 | \$850 |
|---|-------|

UNIVERSAL ARMRESTS [BGBGU-XX](#) p. 12

| | |
|--------------------------|-------|
| White 01 | \$750 |
|--------------------------|-------|

INTEGRATED WASTE & OVERFLOW [BOVERINI-XX](#) p. 10

| | |
|---|-------|
| Matte Black 19 , Satin Brass 18 | \$120 |
|---|-------|

ISLAND TUB DRAIN™** p. 11

| | |
|--|-------|
| Island Tub Drain™ BISLDD | \$260 |
| Cast Iron Island Tub Drain™ BISLDDCI | \$310 |

IF REQUIRED BY CONSTRUCTION CODE

| | |
|---|-------|
| Brass waste & overflow kit BDRCOB | \$240 |
| Brass waste kit BDRCB | \$60 |



Don't forget to specify the **finish of the integrated waste & overflow.**

* Control must be wall-mounted. Faucets must be freestanding or wall-mounted.

** An Island Tub Drain™ is required when there is **no access under the bath.**

*** When ordering an AromaFlow, an Integrated waste & overflow is mandatory (Included). Specify the finish of the waste.


TO ORDER

Complete the **ORDER FORM** in the bainultra.com/interactive-price-list or on bainultra.com/extranet or send your PO to orderdesk@bainultra.com

FOR THE INSTALLER

SCAN
TO VIEW
INSTALLATION
VIDEO (3:20 MIN)

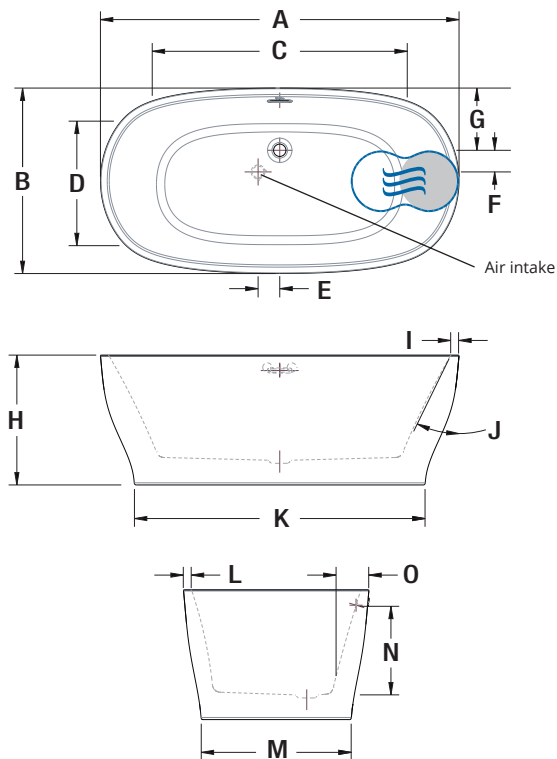




VIBE OVAL 5830 (FREESTANDING)



INSTALLATION



| LETTER | DESCRIPTION | MEASURE |
|--------|---|---------------------|
| A | Total length | 58" |
| B | Total width | 30" |
| C | Bathing well length | 41 1/4" |
| D | Bathing well width | 20 1/8" |
| E | Center of air intake to center of drain (front) | 3 1/2" |
| F | Center of air intake to center of drain (side) | 3 1/2" |
| G | Outer edge to center of drain | 10 1/16" |
| H | Total height | 21" |
| I | Deck width at headrest | 1 3/8" |
| J | Slope of backrest | 26° |
| K | Base length | 47" |
| L | Deck width | 1 3/8" |
| M | Base width | 24 1/4" |
| N | Maximum water level Maximum water level with AromaFlow | 14 5/16" 12 3/4" |
| O | Minimum spout reach | 5 3/4" |

- Indicates heated backrest (TMU)
- ☞ Indicates WarmTouchShell® position (TUB)

TECHNICAL SPECIFICATIONS

| | |
|----------------------------------|---|
| Hot water supply required | The hot water supply should be 70% or more of the bath's total water capacity. |
| Turbine | Access to the pump must be at least 18" x 22". Standard connection is 20 A, 120 V, 60 Hz, dedicated line with a Ground-Fault Circuit Interrupter (GFCI). For any additional option, a second line is needed 15 A, 120 V, 60 Hz, dedicated line with a GFCI. Air vent necessary: 2" x 4" minimum. |
| Others | <ul style="list-style-type: none"> - The Geysair® is located on the same side as the heated backrest. It must NOT be relocated. It must be connected to the hot water supply and be accessible (provide access). - Faucet must be freestanding or wall-mounted. - The turbine must be remotely installed. - Controls cannot be installed on the deck of the bath. - The water level will be lower when an AromaFlow is installed. |

Our products must be installed by certified professionals only and according to our Owner's Manual as well as federal, provincial/state and local building codes and regulations (www.bainultra.com/dealers/dealer-documentation-and-catalog).

| | |
|--------------------------------|------------|
| Cutting template | # 90000080 |
| Approx. shipping weight | 225 lb |
| Turbine power | 550 W |
| Air heater | 600 W |
| WARRANTY | |
| Controls-LED-Geysair* | 5 years |
| Bath & turbine* | 20 years |

* Some restrictions apply | www.bainultra.com/warranty

The specifications shown indicate the outer edge dimension and the inside bathing capacity dimension measured at air jets' height. The manufacturer accepts a 1/4" [0.64 cm] variance. There are variations on each product and specifications are subject to change as we improve upon our product as required. The dimensions needed for site preparation and structure building will differ. BainUltra® assumes no responsibility for preparatory work done prior to the product being on site.

VIBE DESIGN 6033

60" x 33" x 21" (FREESTANDING)

Vibe is a collection of therapeutic bathtubs with minimalist and contemporary flair. The collection is perfect for urban city dwellers who want to bring value and refinement to smaller bathrooms.

PRODUCT NO.

| MODEL | TMU | TUB |
|--------------|--------------|--------------|
| Freestanding | BVDEOF00T-XX | BVDEOF00N-XX |

THERMOMASSEUR (TMU)

Hydro-thermo massage • Air jet system

\$8,655


| | |
|--|----------|
| Jets | 35 |
| 1 heated backrest | Included |
| MiaPlus® Control* | Included |
| BU-Touch Control Application BUTOUCH | \$430 |
| Geysair® | Included |
| AromaFlow*** BAROMAF NEW | \$950 |
| Illuzio Chromatherapy BCHRO6 | \$925 |

TUB Soaker

\$6,430

| | |
|---|-----------------------|
| AromaFlow*** BAROMAF NEW | \$950 |
| Illuzio Chromatherapy BCHRO6 | \$925 |
| WarmTouchShell® BWTS | \$1,125 |
| DOT control | Included with therapy |

FEATURES

| | | | |
|-------------------|---|--------------|----|
| Installation type | | Freestanding | |
| No. of bathers |  | Imp. gallons | 33 |
| US gallons | 40 | | |

INTEGRATED WASTE & OVERFLOW [BOVERINI-XX](#) p. 10

| | |
|--|----------------------|
| White 01 , Chrome 07 , Brushed Nickel 09 , Polished Nickel 10 , Matte White with UltraVelour finish 32 | Installed & Included |
|--|----------------------|

STANDARD COLOR p. 13

| | |
|---|----------|
|  | Included |
| White 01 | |

OPTIONS (UPCHARGE APPLICABLE)

COLOR p. 13

| | |
|---|-------|
|  | \$475 |
| Black / White 66 | |

FINISH p. 6

| | |
|---|-------|
| UltraVelour Matte Finish (white only) BVEL2 | \$850 |
|---|-------|

UNIVERSAL ARMRESTS [BGBGU-XX](#) p. 12

| | |
|--------------------------|-------|
| White 01 | \$750 |
|--------------------------|-------|

INTEGRATED WASTE & OVERFLOW [BOVERINI-XX](#) p. 10

| | |
|---|-------|
| Matte Black 19 , Satin Brass 18 | \$120 |
|---|-------|

ISLAND TUB DRAIN™** p. 11

| | |
|--|-------|
| Island Tub Drain™ BISLDD | \$260 |
| Cast Iron Island Tub Drain™ BISLDDCI | \$310 |

IF REQUIRED BY CONSTRUCTION CODE

| | |
|---|-------|
| Brass waste & overflow kit BDRCOB | \$240 |
| Brass waste kit BDRCB | \$60 |



Don't forget to specify the **finish of the integrated waste & overflow.**

* Control must be wall-mounted. Faucets must be freestanding or wall-mounted.

** An Island Tub Drain™ is required when there is **no access under the bath.**

*** When ordering an AromaFlow, an Integrated waste & overflow is mandatory (Included). Specify the finish of the waste.


TO ORDER

Complete the **ORDER FORM** in the bainultra.com/interactive-price-list or on bainultra.com/extranet or send your PO to orderdesk@bainultra.com

FOR THE INSTALLER

SCAN
TO VIEW
INSTALLATION
VIDEO (3:20 MIN)

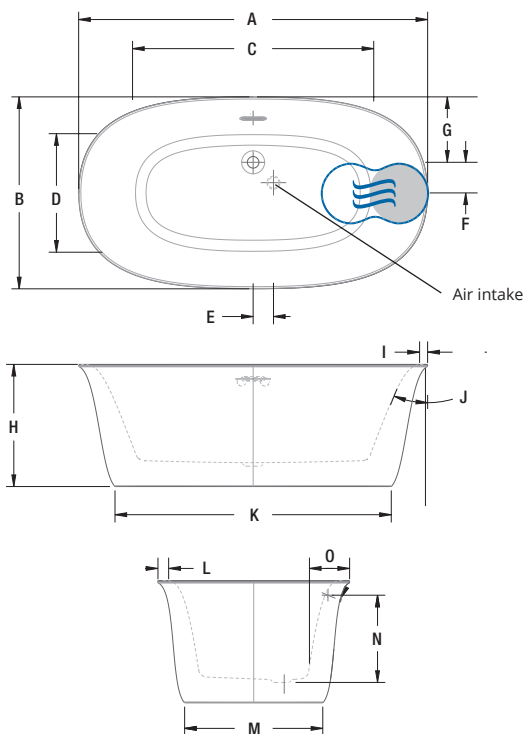




VIBE DESIGN 6033 (FREESTANDING)



INSTALLATION



| LETTER | DESCRIPTION | MEASURE |
|--------|---|-----------------|
| A | Total length | 60" |
| B | Total width | 33" |
| C | Bathing well length | 41 1/2" |
| D | Bathing well width | 20 3/8" |
| E | Center of air intake to center of drain (front) | 3 1/2" |
| F | Center of air intake to center of drain (side) | 3 1/2" |
| G | Outer edge to center of drain | 11 1/4" |
| H | Total height | 21" |
| I | Deck width at headrest | 2 1/2" |
| J | Slope of backrests | 22° |
| K | Base length | 47 1/2" |
| L | Deck width | 2" |
| M | Base width | 23 3/4" |
| N | Maximum water level Maximum water level with AromaFlow | 14 5/16" 13" |
| O | Minimum spout reach | 6 1/2" |

- Indicates heated backrest (TMU)
- ☞ Indicates WarmTouchShell® position (TUB)

TECHNICAL SPECIFICATIONS

| | |
|----------------------------------|---|
| Hot water supply required | The hot water supply should be 70% or more of the bath's total water capacity. |
| Turbine | Access to the pump must be at least 18" x 22". Standard connection is 20 A, 120 V, 60 Hz, dedicated line with a Ground-Fault Circuit Interrupter (GFCI). For any additional option, a second line is needed 15 A, 120 V, 60 Hz, dedicated line with a GFCI. Air vent necessary: 2" x 4" minimum. |
| Others | <ul style="list-style-type: none"> - The Geysair® is located on the same side as the heated backrest. It must NOT be relocated. It must be connected to the hot water supply and be accessible (provide access). - Faucet must be freestanding or wall-mounted. - The turbine must be remotely installed. - Controls cannot be installed on the deck of the bath. - The water level will be lower when an AromaFlow is installed. |

Our products must be installed by certified professionals only and according to our Owner's Manual as well as federal, provincial/state and local building codes and regulations (www.bainultra.com/dealers/dealer-documentation-and-catalog).

The specifications shown indicate the outer edge dimension and the inside bathing capacity dimension measured at air jets' height. The manufacturer accepts a 1/4" [0.64 cm] variance. There are variations on each product and specifications are subject to change as we improve upon our product as required. The dimensions needed for site preparation and structure building will differ. BainUltra® assumes no responsibility for preparatory work done prior to the product being on site.

| | |
|--------------------------------|------------|
| Cutting template | # 90000081 |
| Approx. shipping weight | 230 lb |
| Turbine power | 550 W |
| Air heater | 600 W |
| WARRANTY | |
| Controls-LED-Geysair* | 5 years |
| Bath & turbine* | 20 years |

* Some restrictions apply | www.bainultra.com/warranty



DROP-IN & ALCOVE THERAPEUTIC BATHS



DISTINCTIVE AND WELL DESIGNED



VIBE 6030 DROP-IN



MONARCH 7238F



ESSENCIA OVAL 7236



BAIN DE VILLE 6030



MERIDIAN 55



AMMA OVAL 6638

AMMA 6030

60" x 30" x 21"

Amma takes its origin in the word "massage" as represented by two Chinese characters, AN and MO, meaning "calm through touch."

PRODUCT NO.

| MODEL | TMU | TUB |
|----------------|--------------|--------------|
| Alcove - Left | BAMBRA0LT-XX | BAMBRA0LN-XX |
| Alcove - Right | BAMBRA0RT-XX | BAMBRA0RN-XX |

THERMOMASSEUR (TMU)

Hydro-thermo massage • Air jet system

\$6,545

| | |
|--------------------------------------|----------|
| Jets | 43 |
| 1 heated backrest & headrest | Included |
| MiaPlus® Control | Included |
| BU-Touch Control Application BUTOUCH | \$430 |
| Geysair® | Included |
| AromaCloud** BAROMAC | \$490 |
| AromaFlow*** BAROMAF NEW | \$950 |
| Illuzio Chromatherapy BCHRO6 | \$925 |

TUB

Soaker

\$4,055

| | |
|---------------------------------|-----------------------|
| AromaCloud** BAROMAC | \$490 |
| AromaFlow*** BAROMAF NEW | \$950 |
| Illuzio Chromatherapy BCHRO6 | \$925 |
| WarmTouchShell® BWTS | \$1,125 |
| DOT control | Included with therapy |

FEATURES

| | |
|------------------------|------------------|
| Installation type | Alcove (3 walls) |
| No. of bathers | 2 |
| US gallons | 46 |
| Imp. gallons | 39 |
| Raised seat | 1 |
| Inverted V | 1 |
| Integrated tile flange | Included |

STANDARD COLOR p. 13

| | | |
|----------|------------|----------|
| White 01 | Biscuit 02 | Included |
|----------|------------|----------|

OPTIONS (UPCHARGE APPLICABLE)

SKIRT p. 243

MULTIFIT
BSMUL-XX

SJ-1
BSJ1-XX

| | | |
|----------------------|-------|-------|
| White 01, Biscuit 02 | \$600 | \$715 |
|----------------------|-------|-------|

WASTE & OVERFLOW p. 10

16" x 35"
BOVER16-XX

INTE-
GRATED
BOVERIN-XX

| | | |
|---------------------------------------|-------|-------|
| Chrome 07 | \$260 | \$235 |
| White 01, Biscuit 02 | \$290 | \$235 |
| Brushed Nickel 09, Polished Nickel 10 | \$400 | \$235 |
| Oil-rubbed Bronze 11 | \$400 | N/A |
| Matte Black 19, Satin Brass 18 | N/A | \$355 |

IF REQUIRED BY CONSTRUCTION CODE

| | |
|---|-------|
| Brass waste & overflow kit** BDRCOB | \$240 |
| Brass waste kit** BDRCB | \$60 |
| 16" x 35" Cable driven brass waste & overflow kit BOVERBR | \$240 |



Don't forget that you must specify the waste position, right or left.

* The AromaCloud® is built into the deck (factory installed).

** When ordered with integrated waste & overflow.

*** When ordering an AromaFlow, an Integrated waste & overflow is mandatory (Upcharge). Specify the finish of the waste.

TO ORDER

Complete the **ORDER FORM** in the bainultra.com/interactive-price-list or on bainultra.com/extranet or send your PO to orderdesk@bainultra.com



AMMA 6030



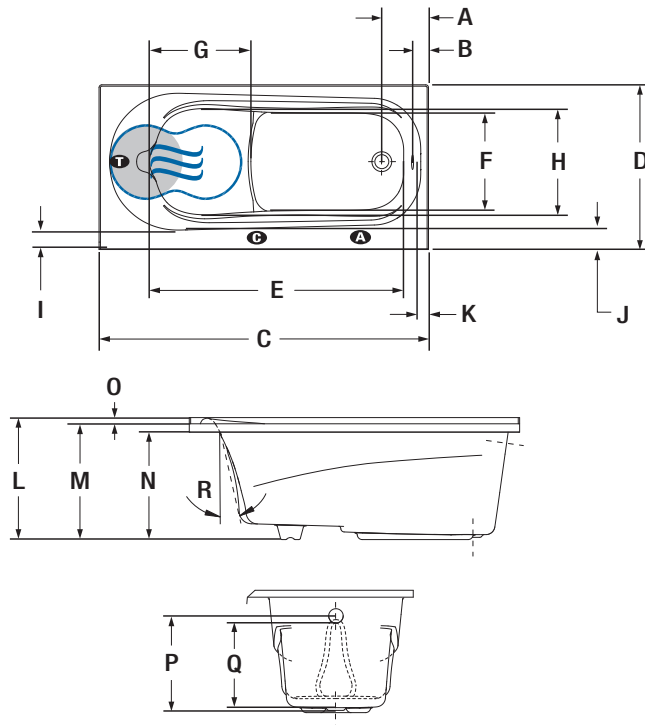
Raised seat



Molded heated headrest

INSTALLATION

- A** The AromaCloud® will automatically be installed on the opposite side of the tile flange.



| LETTER | DESCRIPTION | MEASURE |
|--------|---|----------------------------------|
| A | Outside edge to center drain | 8 1/2" |
| B | Outside edge to overflow | 2 1/2" |
| C | Total length | 60" |
| D | Total width | 30" |
| E | Bathing well length | 46 1/4" |
| F | Bathing well width at center zone | 17 1/2" |
| G | Raised seat length | 18 1/2" |
| H | Raised seat width | 19 3/8" |
| I | Frontside deck width (narrowest point) | 3 1/8" |
| J | Frontside deck width (widest point) | 4" |
| K | Deck width at drain end | 2 1/8" |
| L | Total height to headrest | 22" |
| M | Height from bottom of bath to top deck | 21" |
| N | Height from bottom of bath to bottom of deck | 19 1/2" |
| O | Tile flange height | 1 1/2" |
| P | Height from bottom of drain to center of overflow | 17 1/16" |
| Q | Maximum water level (Waste & overflow 16" x 35") Maximum water level (Integrated waste & overflow) Maximum water level with AromaFlow | 15 5/16" 16 5/16" 15 1/16" |
| R | Slope of backrest | 16° |

- A** AromaCloud® position
C Control position when factory-installed (Mia® or DOT)

- T** Turbine position (TMU)
● Indicates heated backrest (TMU)
☄ Indicates WarmTouchShell® position (TUB)

TECHNICAL SPECIFICATIONS

| | |
|---------------------------|---|
| Hot water supply required | The hot water supply should be 70% or more of the bath's total water capacity. |
| Turbine | Access to the pump must be at least 18" x 22". Standard connection is 20 A, 120 V, 60 Hz, dedicated line with a Ground-Fault Circuit Interrupter (GFCI). For any additional option, a second line is needed 15 A, 120 V, 60 Hz, dedicated line with a GFCI. Air vent necessary: 2" x 4" minimum. |
| Others | <ul style="list-style-type: none"> - The Geysair® is located on the same side as the heated backrest. It must NOT be relocated. It must be connected to the hot water supply and be accessible (provide access). - Integrated tile flange is included (specify right or left). - The water level will be lower when an AromaFlow is installed. |

Our products must be installed by certified professionals only and according to our Owner's Manual as well as federal, provincial/state and local building codes and regulations (www.bainultra.com/dealers/dealer-documentation-and-catalog).

The specifications shown indicate the outer edge dimension and the inside bathing capacity dimension measured at air jets' height. The manufacturer accepts a 1/4" [0.64 cm] variance. There are variations on each product and specifications are subject to change as we improve upon our product as required. The dimensions needed for site preparation and structure building will differ. BainUltra® assumes no responsibility for preparatory work done prior to the product being on site.

| | |
|-------------------------|----------|
| Approx. shipping weight | 134 lb |
| Turbine power | 550 W |
| Air heater | 600 W |
| WARRANTY | |
| Controls-LED-Geysair* | 5 years |
| Bath & turbine* | 20 years |

* Some restrictions apply | www.bainultra.com/warranty

AMMA 6032

60" x 32" x 21"

Amma takes its origin in the word "massage" as represented by two Chinese characters, AN and MO, meaning "calm through touch."

PRODUCT NO.

| MODEL | TMU | TUB |
|-------|--------------|--------------|
| | BAMDRB00T-XX | BAMDRB00N-XX |

THERMOMASSEUR (TMU)

Hydro-thermo massage • Air jet system

\$6,545

| | |
|--------------------------------------|----------|
| Jets | 45 |
| 1 heated backrest & headrest | Included |
| MiaPlus® Control | Included |
| BU-Touch Control Application BUTOUCH | \$430 |
| Geysair® | Included |
| AromaCloud** BAROMAC | \$490 |
| AromaFlow*** BAROMAF NEW | \$950 |
| Illuzio Chromatherapy BCHRO6 | \$925 |

TUB Soaker

\$4,055

| | |
|---------------------------------|-----------------------|
| AromaCloud** BAROMAC | \$490 |
| AromaFlow*** BAROMAF NEW | \$950 |
| Illuzio Chromatherapy BCHRO6 | \$925 |
| WarmTouchShell® BWTS | \$1,125 |
| DOT control | Included with therapy |

FEATURES

| | | | |
|-------------------|----------------------------|-------------|---|
| Installation type | Drop-in & Alcove (3 walls) | | |
| No. of bathers | ↓ | Raised seat | 1 |
| US gallons | 46 | Inverted V | 1 |
| Imp. gallons | 39 | | |

STANDARD COLOR p. 13

| | | |
|---|---|----------|
|  |  | Included |
| White 01 | Biscuit 02 | |

OPTIONS (UPCHARGE APPLICABLE)

SKIRT p. 243

MULTIFIT
BSMUL-XX

SJ-1
BSJ1-XX

| | | |
|----------------------|-------|-------|
| White 01, Biscuit 02 | \$600 | \$715 |
|----------------------|-------|-------|

TILE FLANGE (specify right or left) p. 11

| | |
|---|-------|
| Ordered with bath (not installed) BTILEN | \$79 |
| Factory-installed. Right BTILER, Left BTILEL, Special installation BTILEO | \$155 |

WASTE & OVERFLOW p. 10

16" x 35"
BOVER16-XX

INTE-
GRADED
BOVERIN-XX

| | | |
|---------------------------------------|-------|-------|
| Chrome 07 | \$260 | \$235 |
| White 01, Biscuit 02 | \$290 | \$235 |
| Brushed Nickel 09, Polished Nickel 10 | \$400 | \$235 |
| Oil-rubbed Bronze 11 | \$400 | N/A |
| Matte Black 19, Satin Brass 18 | N/A | \$355 |

IF REQUIRED BY CONSTRUCTION CODE

| | |
|---|-------|
| Brass waste & overflow kit** BDRCOB | \$240 |
| Brass waste kit** BDRCB | \$60 |
| 16" x 35" Cable driven brass waste & overflow kit BOVERBR | \$240 |



* The AromaCloud® is built into the deck (factory installed).

** When ordered with integrated waste & overflow.

*** When ordering an AromaFlow, an Integrated waste & overflow is mandatory (Upcharge). Specify the finish of the waste.

TO ORDER

Complete the **ORDER FORM** in the bainultra.com/interactive-price-list or on bainultra.com/extranet or send your PO to orderdesk@bainultra.com



AMMA 6032



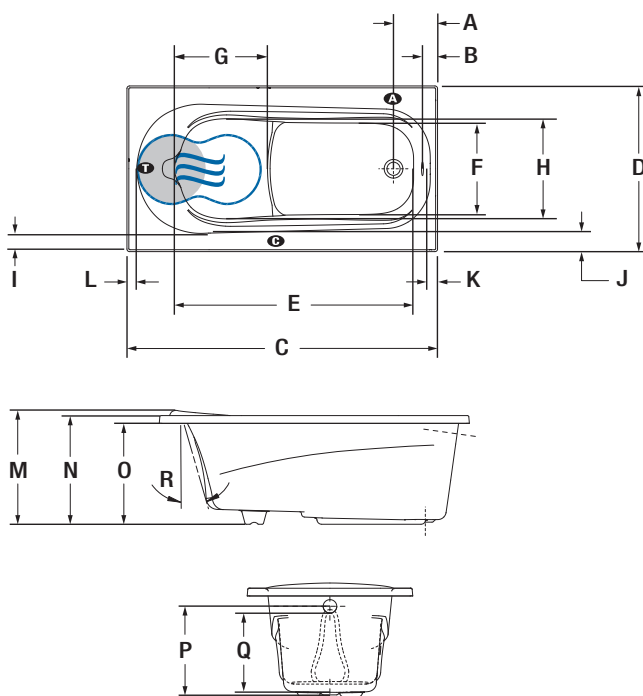
Molded heated headrest



Inverted V backrest

INSTALLATION

- A** When tile flange is added, the AromaCloud® will automatically be installed on the opposite side of the flange.



| LETTER | DESCRIPTION | MEASURE |
|--------|---|----------------------------------|
| A | Outside edge to center drain | 8 1/2" |
| B | Outside edge to overflow | 2 1/2" |
| C | Total length | 60" |
| D | Total width | 32" |
| E | Bathing well length | 46 1/4" |
| F | Bathing well width at center zone | 17 1/2" |
| G | Raised seat length | 18" |
| H | Raised seat width | 19 3/8" |
| I | Deck width (narrowest point) | 3 1/8" |
| J | Deck width (widest point) | 3 7/8" |
| K | Deck width at drain end | 2" |
| L | Deck width at backrest end | 1 7/8" |
| M | Total height to headrest | 22" |
| N | Height from bottom of bath to top deck | 21" |
| O | Height from bottom of bath to bottom of deck | 19 1/2" |
| P | Height from bottom of drain to center of overflow | 17 1/16" |
| Q | Maximum water level (Waste & overflow 16" x 35") Maximum water level (Integrated waste & overflow) Maximum water level with AromaFlow | 15 5/16" 16 5/16" 15 1/16" |
| R | Slope of backrest | 16° |

- A** AromaCloud® position
G Control position when factory-installed (Mia® or DOT)
T Turbine position (TMU)
 ● Indicates heated backrest (TMU)
 ☞ Indicates WarmTouchShell® position (TUB)

TECHNICAL SPECIFICATIONS

| | |
|--|--|
| Hot water supply required | The hot water supply should be 70% or more of the bath's total water capacity. |
| Turbine | Access to the pump must be at least 18" x 22". Standard connection is 20 A, 120 V, 60 Hz , dedicated line with a Ground-Fault Circuit Interrupter (GFCI). For any additional option, a second line is needed 15 A, 120 V, 60 Hz , dedicated line with a GFCI. Air vent necessary: 2" x 4" minimum. |
| Others | <ul style="list-style-type: none"> - The Geysair® is located on the same side as the heated backrest. It must NOT be relocated. It must be connected to the hot water supply and be accessible (provide access). - Optional tile flange (specify right or left). - The water level will be lower when an AromaFlow is installed. |
| Our products must be installed by certified professionals only and according to our Owner's Manual as well as federal, provincial/state and local building codes and regulations (www.bainultra.com/dealers/dealer-documentation-and-catalog). | |

| | |
|--------------------------------|----------|
| Approx. shipping weight | 138 lb |
| Turbine power | 550 W |
| Air heater | 600 W |
| WARRANTY | |
| Controls-LED-Geysair* | 5 years |
| Bath & turbine* | 20 years |

* Some restrictions apply | www.bainultra.com/warranty

The specifications shown indicate the outer edge dimension and the inside bathing capacity dimension measured at air jets' height. The manufacturer accepts a 1/4" [0.64 cm] variance. There are variations on each product and specifications are subject to change as we improve upon our product as required. The dimensions needed for site preparation and structure building will differ. BainUltra® assumes no responsibility for preparatory work done prior to the product being on site.

AMMA 6036

60" x 36" x 21"

Amma takes its origin in the word "massage" as represented by two Chinese characters, AN and MO, meaning "calm through touch."



PRODUCT NO.

| MODEL | TMU | TUB |
|-------|--------------|--------------|
| | BAMFRB00T-XX | BAMFRB00N-XX |

THERMOMASSEUR (TMU)

Hydro-thermo massage • Air jet system

\$7,455

| | |
|---|----------|
| Jets | 45 |
| 1 heated backrest & headrest | Included |
| MiaPlus® Control | Included |
| BU-Touch Control Application BUTOUCH | \$430 |
| Geysair® | Included |
| AromaCloud** BAROMAC | \$490 |
| AromaFlow*** BAROMAF NEW | \$950 |
| Illuzio Chromatherapy BCHRO6 | \$925 |

TUB

Soaker

\$4,685

| | |
|--|-----------------------|
| AromaCloud** BAROMAC | \$490 |
| AromaFlow*** BAROMAF NEW | \$950 |
| Illuzio Chromatherapy BCHRO6 | \$925 |
| WarmTouchShell® BWTS | \$1,125 |
| DOT control | Included with therapy |

FEATURES

| | |
|-------------------------|----------------------------|
| Installation type | Drop-in & Alcove (3 walls) |
| No. of bathers | Inverted V |
| US gallons | 50 |
| Imp. gallons | 41 |
| Raised seat | 1 |
| Armrests | 2 |
| Grab bars (color match) | 2 |

STANDARD COLOR p. 13

| | | |
|-----------------|-------------------|----------|
| White 01 | Biscuit 02 | Included |
|-----------------|-------------------|----------|

OPTIONS (UPCHARGE APPLICABLE)

SKIRT p. 243

MULTIFIT
BSMUL-XX

SJ-1
BSJ1-XX

| | | |
|-------------------------------------|-------|-------|
| White 01 , Biscuit 02 | \$600 | \$715 |
|-------------------------------------|-------|-------|

CLEAR ACRYLIC GRAB BARS **BGBG10-XX** p. 12

| | |
|---|------|
| With Chrome 07 or Brushed Nickel 09 inserts | \$60 |
|---|------|

TILE FLANGE (specify right or left) p. 11

| | |
|--|-------|
| Ordered with bath (not installed) BTILEN | \$79 |
| Factory-installed. Right BTILER , Left BTILEL , Special installation BTILEO | \$155 |

WASTE & OVERFLOW p. 10

16" x 35"
BOVER16-XX

INTE-GRATED
BOVERIN-XX

| | | |
|--|-------|-------|
| Chrome 07 | \$260 | \$235 |
| White 01 , Biscuit 02 | \$290 | \$235 |
| Brushed Nickel 09 , Polished Nickel 10 | \$400 | \$235 |
| Oil-rubbed Bronze 11 | \$400 | N/A |
| Matte Black 19 , Satin Brass 18 | N/A | \$355 |

IF REQUIRED BY CONSTRUCTION CODE

| | |
|--|-------|
| Brass waste & overflow kit** BDRCOB | \$240 |
| Brass waste kit** BDRCB | \$60 |
| 16" x 35" Cable driven brass waste & overflow kit BOVERBR | \$240 |



* The AromaCloud® is built into the deck (factory installed).

** When ordered with integrated waste & overflow.

*** When ordering an AromaFlow, an Integrated waste & overflow is mandatory (Upcharge). Specify the finish of the waste.

TO ORDER

Complete the **ORDER FORM** in the bainultra.com/interactive-price-list or on bainultra.com/extranet or send your PO to orderdesk@bainultra.com



AMMA 6036



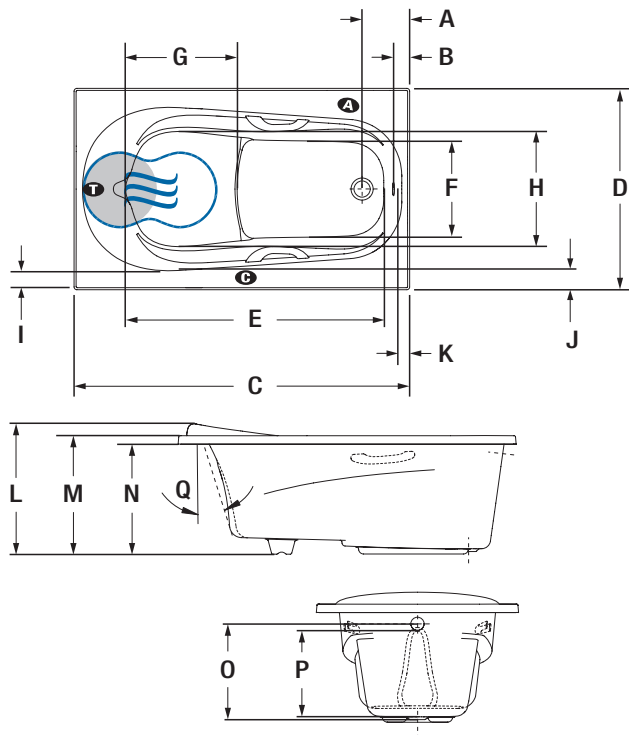
Grab bar (included)



Molded heated headrest

INSTALLATION

- A** When tile flange is added, the AromaCloud® will automatically be installed on the opposite side of the flange.



| LETTER | DESCRIPTION | MEASURE |
|--------|---|-------------------------------|
| A | Outside edge to center drain | 8 1/2" |
| B | Outside edge to overflow | 2 1/2" |
| C | Total length | 60" |
| D | Total width | 36" |
| E | Bathing well length | 46" |
| F | Bathing well width at center zone | 17 1/8" |
| G | Raised seat length | 20" |
| H | Raised seat width | 20 5/8" |
| I | Deck width (narrowest point) | 3 1/8" |
| J | Deck width (widest point) | 4 1/8" |
| K | Deck width at drain end | 2" |
| L | Total height to headrest | 23 1/4" |
| M | Height from bottom of bath to top deck | 21" |
| N | Height from bottom of bath to bottom of deck | 19 1/2" |
| O | Height from bottom of drain to center of overflow | 17 1/8" |
| P | Maximum water level (Waste & overflow 16" x 35") Maximum water level (Integrated waste & overflow) Maximum water level with AromaFlow | 15 3/8" 16 3/8" 15 1/8" |
| Q | Slope of backrest | 18° |

- A** AromaCloud® position
G Control position when factory-installed (Mia® or DOT)

- T** Turbine position (TMU)
● Indicates heated backrest (TMU)
☞ Indicates WarmTouchShell® position (TUB)

TECHNICAL SPECIFICATIONS

| | |
|--|---|
| Hot water supply required | The hot water supply should be 70% or more of the bath's total water capacity. |
| Turbine | Access to the pump must be at least 18" x 22". Standard connection is 20 A, 120 V, 60 Hz , dedicated line with a Ground-Fault Circuit Interrupter (GFCI). For any additional option, a second line is needed 15 A, 120 V, 60 Hz , dedicated line with a GFCI. Air vent necessary: 2" x 4" minimum. |
| Others | <ul style="list-style-type: none"> - The Geysair® is located on the same side as the heated backrest. It must NOT be relocated. It must be connected to the hot water supply and be accessible (provide access). - Optional tile flange (specify right or left). - The water level will be lower when an AromaFlow is installed. |
| Our products must be installed by certified professionals only and according to our Owner's Manual as well as federal, provincial/state and local building codes and regulations (www.bainultra.com/dealers/dealer-documentation-and-catalog). | |

| | |
|--------------------------------|----------|
| Approx. shipping weight | 142 lb |
| Turbine power | 550 W |
| Air heater | 600 W |
| WARRANTY | |
| Controls-LED-Geysair* | 5 years |
| Bath & turbine* | 20 years |

* Some restrictions apply | www.bainultra.com/warranty

The specifications shown indicate the outer edge dimension and the inside bathing capacity dimension measured at air jets' height. The manufacturer accepts a 1/4" [0.64 cm] variance. There are variations on each product and specifications are subject to change as we improve upon our product as required. The dimensions needed for site preparation and structure building will differ. BainUltra® assumes no responsibility for preparatory work done prior to the product being on site.

AMMA 6636

66" x 36" x 21"

Amma takes its origin in the word "massage" as represented by two Chinese characters, AN and MO, meaning "calm through touch."



PRODUCT NO.

| MODEL | TMU | TUB |
|-------|--------------|--------------|
| | BAMLRB00T-XX | BAMLRB00N-XX |

THERMOMASSEUR (TMU)

Hydro-thermo massage • Air jet system

\$7,680

| | |
|--------------------------------------|----------|
| Jets | 49 |
| 1 heated backrest & headrest | Included |
| MiaPlus® Control | Included |
| BU-Touch Control Application BUTOUCH | \$430 |
| Geysair® | Included |
| AromaCloud** BAROMAC | \$490 |
| AromaFlow*** BAROMAF NEW | \$950 |
| Illuzio Chromatherapy BCHRO6 | \$925 |

TUB

Soaker

\$4,790

| | |
|---------------------------------|-----------------------|
| AromaCloud** BAROMAC | \$490 |
| AromaFlow*** BAROMAF NEW | \$950 |
| Illuzio Chromatherapy BCHRO6 | \$925 |
| WarmTouchShell® BWTS | \$1,125 |
| DOT control | Included with therapy |

FEATURES

| | |
|-------------------------|----------------------------|
| Installation type | Drop-in & Alcove (3 walls) |
| No. of bathers | Inverted V |
| US gallons | 56 |
| Imp. gallons | 47 |
| Raised seat | 1 |
| Armrests | 2 |
| Grab bars (color match) | 2 |

STANDARD COLOR p. 13

| | | |
|----------|------------|----------|
| White 01 | Biscuit 02 | Included |
|----------|------------|----------|

OPTIONS (UPCHARGE APPLICABLE)

SKIRT p. 243

MULTIFIT

BSMUL-XX

SJ-1

BSJ1-XX

| | | |
|----------------------|-------|-------|
| White 01, Biscuit 02 | \$600 | \$715 |
|----------------------|-------|-------|

CLEAR ACRYLIC GRAB BARS BGBG10-XX p. 12

| | |
|---|------|
| With Chrome 07 or Brushed Nickel 09 inserts | \$60 |
|---|------|

TILE FLANGE (specify right or left) p. 11

| | |
|--|------|
| Ordered with bath (not installed) BTILEN | \$79 |
|--|------|

| | |
|---|-------|
| Factory-installed. Right BTILER, Left BTILEL, Special installation BTILEO | \$155 |
|---|-------|

WASTE & OVERFLOW p. 10

16" x 35"

BOVER16-XX

INTE-GRATED
BOVERIN-XX

| | | |
|---------------------------------------|-------|-------|
| Chrome 07 | \$260 | \$235 |
| White 01, Biscuit 02 | \$290 | \$235 |
| Brushed Nickel 09, Polished Nickel 10 | \$400 | \$235 |
| Oil-rubbed Bronze 11 | \$400 | N/A |
| Matte Black 19, Satin Brass 18 | N/A | \$355 |

IF REQUIRED BY CONSTRUCTION CODE

| | |
|---|-------|
| Brass waste & overflow kit** BDRCOB | \$240 |
| Brass waste kit** BDRCB | \$60 |
| 16" x 35" Cable driven brass waste & overflow kit BOVERBR | \$240 |



* The AromaCloud® is built into the deck (factory installed).

** When ordered with integrated waste & overflow.

*** When ordering an AromaFlow, an Integrated waste & overflow is mandatory (Upcharge). Specify the finish of the waste.

TO ORDER

Complete the **ORDER FORM** in the bainultra.com/interactive-price-list or on bainultra.com/extranet or send your PO to orderdesk@bainultra.com



AMMA 6636



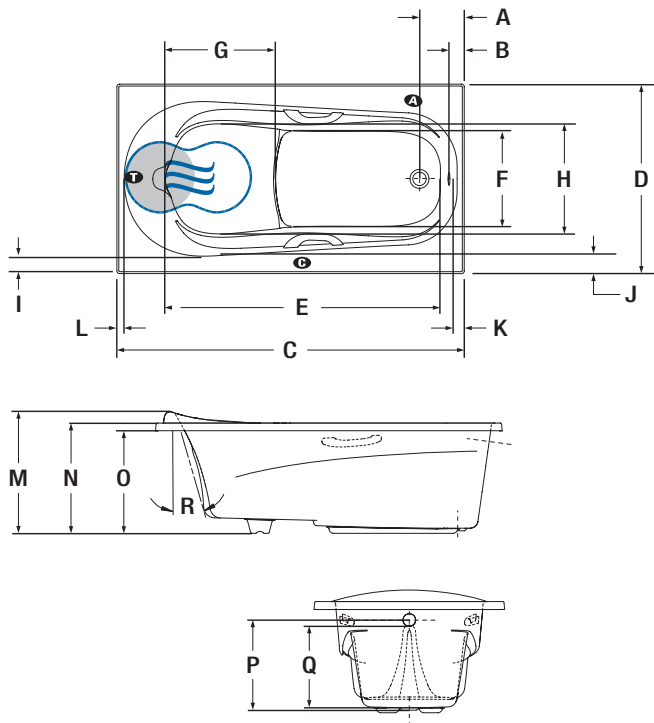
Molded heated headrest



Grab bar (included)

INSTALLATION

- A** When tile flange is added, the AromaCloud® will automatically be installed on the opposite side of the flange.



| LETTER | DESCRIPTION | MEASURE |
|--------|---|-------------------------------|
| A | Outside edge to center drain | 8 1/2" |
| B | Outside edge to overflow | 2 1/2" |
| C | Total length | 66" |
| D | Total width | 36" |
| E | Bathing well length | 52 1/4" |
| F | Bathing well width at center zone | 18" |
| G | Raised seat length | 21" |
| H | Raised seat width | 20 7/8" |
| I | Deck width (narrowest point) | 3" |
| J | Deck width (widest point) | 4 1/8" |
| K | Deck width at drain end | 2 1/8" |
| L | Deck width at backrest end | 1 3/8" |
| M | Total height to headrest | 23 1/8" |
| N | Height from bottom of bath to top deck | 21" |
| O | Height from bottom of bath to bottom of deck | 19 1/2" |
| P | Height from bottom of drain to center of overflow | 17 1/8" |
| Q | Maximum water level (Waste & overflow 16" x 35") Maximum water level (Integrated waste & overflow) Maximum water level with AromaFlow | 15 3/8" 16 3/8" 15 1/8" |
| R | Slope of backrest | 18° |

- A** AromaCloud® position
G Control position when factory-installed (Mia® or DOT)

- T** Turbine position (TMU)
● Indicates heated backrest (TMU)
☞ Indicates WarmTouchShell® position (TUB)

TECHNICAL SPECIFICATIONS

| | |
|----------------------------------|---|
| Hot water supply required | The hot water supply should be 70% or more of the bath's total water capacity. |
| Turbine | Access to the pump must be at least 18" x 22". Standard connection is 20 A, 120 V, 60 Hz , dedicated line with a Ground-Fault Circuit Interrupter (GFCI). For any additional option, a second line is needed 15 A, 120 V, 60 Hz , dedicated line with a GFCI. Air vent necessary: 2" x 4" minimum. |
| Others | <ul style="list-style-type: none"> - The Geysair® is located on the same side as the heated backrest. It must NOT be relocated. It must be connected to the hot water supply and be accessible (provide access). - Optional tile flange (specify right or left). - The water level will be lower when an AromaFlow is installed. |

Our products must be installed by certified professionals only and according to our Owner's Manual as well as federal, provincial/state and local building codes and regulations (www.bainultra.com/dealers/dealer-documentation-and-catalog).

| | |
|--------------------------------|----------|
| Approx. shipping weight | 145 lb |
| Turbine power | 550 W |
| Air heater | 600 W |
| WARRANTY | |
| Controls-LED-Geysair* | 5 years |
| Bath & turbine* | 20 years |

* Some restrictions apply | www.bainultra.com/warranty

The specifications shown indicate the outer edge dimension and the inside bathing capacity dimension measured at air jets' height. The manufacturer accepts a 1/4" [0.64 cm] variance. There are variations on each product and specifications are subject to change as we improve upon our product as required. The dimensions needed for site preparation and structure building will differ. BainUltra® assumes no responsibility for preparatory work done prior to the product being on site.

AMMA OVAL 6638

66" x 38" x 21"

Amma takes its origin in the word "massage" as represented by two Chinese characters, AN and MO, meaning "calm through touch."

PRODUCT NO.

| MODEL | TMU | TUB |
|-------|--------------|--------------|
| | BAMMOD00T-XX | BAMMOD00N-XX |

THERMOMASSEUR (TMU)

Hydro-thermo massage • Air jet system

\$7,680

| | |
|---|----------|
| Jets | 49 |
| 1 heated backrest & headrest | Included |
| MiaPlus® Control | Included |
| BU-Touch Control Application BUTOUCH | \$430 |
| Geysair® | Included |
| AromaCloud** BAROMAC | \$490 |
| AromaFlow*** BAROMAF NEW | \$950 |
| Illuzio Chromatherapy BCHRO6 | \$925 |

TUB Soaker

\$4,930

| | |
|--|-----------------------|
| AromaCloud** BAROMAC | \$490 |
| AromaFlow*** BAROMAF NEW | \$950 |
| Illuzio Chromatherapy BCHRO6 | \$925 |
| WarmTouchShell® BWTS | \$1,125 |
| DOT control | Included with therapy |

FEATURES

| | |
|-------------------|------------|
| Installation type | Drop-in |
| No. of bathers | Inverted V |
| US gallons | 56 |
| Imp. gallons | 47 |
| Raised seat | 1 |

STANDARD COLOR p. 13

| | | |
|-----------------|-------------------|----------|
| White 01 | Biscuit 02 | Included |
|-----------------|-------------------|----------|

OPTIONS (UPCHARGE APPLICABLE)

CLEAR ACRYLIC GRAB BARS **BGBG10-XX** p. 12

| | |
|---|------|
| With Chrome 07 or Brushed Nickel 09 inserts | \$60 |
|---|------|

WASTE & OVERFLOW p. 10

16" x 35"
BOVER16-XX

INTE-GRATED
BOVERIN-XX

| | | |
|--|-------|-------|
| Chrome 07 | \$260 | \$235 |
| White 01 , Biscuit 02 | \$290 | \$235 |
| Brushed Nickel 09 , Polished Nickel 10 | \$400 | \$235 |
| Oil-rubbed Bronze 11 | \$400 | N/A |
| Matte Black 19 , Satin Brass 18 | N/A | \$355 |

IF REQUIRED BY CONSTRUCTION CODE

| | |
|--|-------|
| Brass waste & overflow kit** BDRCOB | \$240 |
| Brass waste kit** BDRCB | \$60 |
| 16" x 35" Cable driven brass waste & overflow kit BOVERBR | \$240 |



* The AromaCloud® is built into the deck (factory installed).

** When ordered with integrated waste & overflow.

*** When ordering an AromaFlow, an Integrated waste & overflow is mandatory (Upcharge). Specify the finish of the waste.

TO ORDER

Complete the **ORDER FORM** in the bainultra.com/interactive-price-list or on bainultra.com/extranet or send your PO to orderdesk@bainultra.com



AMMA OVAL 6638

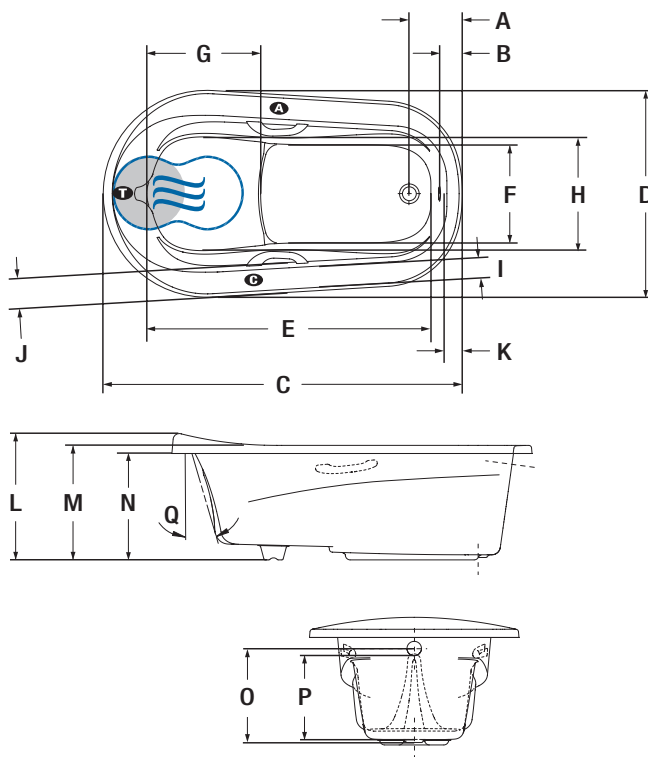


Raised seat



Raised heated headrest

INSTALLATION



| LETTER | DESCRIPTION | MEASURE |
|--------|---|-------------------------------|
| A | Outside edge to center drain | 9 3/4" |
| B | Outside edge to overflow | 3 3/4" |
| C | Total length | 66" |
| D | Total width | 38" |
| E | Bathing well length | 52 1/4" |
| F | Bathing well width at center zone | 18" |
| G | Raised seat length | 21" |
| H | Raised seat width | 20 7/8" |
| I | Flat surface width | 3 7/8" |
| J | Deck width | 4 7/8" |
| K | Deck width at drain end | 3 1/4" |
| L | Total height to headrest | 23 1/8" |
| M | Height from bottom of bath to top deck | 21" |
| N | Height from bottom of bath to bottom of deck | 19 1/2" |
| O | Height from bottom of drain to center of overflow | 17 1/8" |
| P | Maximum water level (Waste & overflow 16" x 35") Maximum water level (Integrated waste & overflow) Maximum water level with AromaFlow | 15 3/8" 16 3/8" 15 3/4" |
| Q | Slope of backrest | 18° |

- A** AromaCloud® position
G Control position when factory-installed (Mia® or DOT)

- T** Turbine position (TMU)
 ● Indicates heated backrest (TMU)
 ☄ Indicates WarmTouchShell® position (TUB)

TECHNICAL SPECIFICATIONS

| | | | |
|--|--|--------------------------------|------------|
| Hot water supply required | The hot water supply should be 70% or more of the bath's total water capacity. | Cutting template | # 90000037 |
| Turbine | Access to the pump must be at least 18" x 22". Standard connection is 20 A, 120 V, 60 Hz, dedicated line with a Ground-Fault Circuit Interrupter (GFCI). For any additional option, a second line is needed 15 A, 120 V, 60 Hz, dedicated line with a GFCI. Air vent necessary: 2" x 4" minimum. | Approx. shipping weight | 147 lb |
| Others | <ul style="list-style-type: none"> - The Geysair® is located on the same side as the heated backrest. It must NOT be relocated. It must be connected to the hot water supply and be accessible (provide access). - The water level will vary when an AromaFlow is installed. | Turbine power | 550 W |
| Our products must be installed by certified professionals only and according to our Owner's Manual as well as federal, provincial/state and local building codes and regulations (www.bainultra.com/dealers/dealer-documentation-and-catalog). | | Air heater | 600 W |
| | | WARRANTY | |
| | | Controls-LED-Geysair* | 5 years |
| | | Bath & turbine* | 20 years |

* Some restrictions apply | www.bainultra.com/warranty

The specifications shown indicate the outer edge dimension and the inside bathing capacity dimension measured at air jets' height. The manufacturer accepts a 1/4" [0.64 cm] variance. There are variations on each product and specifications are subject to change as we improve upon our product as required. The dimensions needed for site preparation and structure building will differ. BainUltra® assumes no responsibility for preparatory work done prior to the product being on site.

AMMA 7236

72" x 36" x 21"

Amma takes its origin in the word "massage" as represented by two Chinese characters, AN and MO, meaning "calm through touch."



PRODUCT NO.

| MODEL | TMU | TUB |
|-------|--------------|--------------|
| | BAMSRB00T-XX | BAMSRB00N-XX |

THERMOMASSEUR (TMU)

Hydro-thermo massage • Air jet system

\$7,965

| | |
|--|----------|
| Jets | 54 |
| 2 heated backrests & headrests* | Included |
| MiaPlus® Control | Included |
| BU-Touch Control Application BUTOUCH | \$430 |
| Geysair® | Included |
| AromaCloud*** BAROMAC | \$490 |
| AromaFlow**** BAROMAF NEW | \$950 |
| Illuzio Chromatherapy BCHRO6 | \$925 |

TUB

Soaker

\$4,930

| | |
|--|-----------------------|
| AromaCloud*** BAROMAC | \$490 |
| AromaFlow**** BAROMAF NEW | \$950 |
| Illuzio Chromatherapy BCHRO6 | \$925 |
| WarmTouchShell® BWTS | \$1,125 |
| DOT control | Included with therapy |
| 2nd WarmTouchShell® BWTS2 | \$370 |

FEATURES

| | |
|-------------------------|----------------------------|
| Installation type | Drop-in & Alcove (3 walls) |
| No. of bathers | 2 |
| US gallons | 50 |
| Imp. gallons | 41 |
| Raised seats | 2 |
| Inverted V | 2 |
| Armrests | 4 |
| Grab bars (color match) | 2 |

STANDARD COLOR p. 13

| | | |
|---|---|----------|
|  |  | Included |
| White 01 | Biscuit 02 | |

OPTIONS (UPCHARGE APPLICABLE)

SKIRT p. 243

MULTIFIT
[BSMUL-XX](#)

SJ-1
[BSJ1-XX](#)

| | | |
|---|-------|-------|
| White 01 , Biscuit 02 | \$600 | \$715 |
|---|-------|-------|

CLEAR ACRYLIC GRAB BARS [BGBG10-XX](#) p. 12

| | |
|---|------|
| With Chrome 07 or Brushed Nickel 09 inserts | \$60 |
|---|------|

TILE FLANGE (specify front or back) p. 11

| | |
|---|-------|
| Ordered with bath (not installed) BTILEN | \$79 |
| Factory-installed. Front BTILEF , Back BTILEB , Special installation BTILEO | \$155 |

WASTE & OVERFLOW p. 10

16" x 35"
[BOVER16-XX](#)

INTE-GRATED
[BOVERIN-XX](#)

| | | |
|--|-------|-------|
| Chrome 07 | \$260 | \$235 |
| White 01 , Biscuit 02 | \$290 | \$235 |
| Brushed Nickel 09 , Polished Nickel 10 | \$400 | \$235 |
| Oil-rubbed Bronze 11 | \$400 | N/A |
| Matte Black 19 , Satin Brass 18 | N/A | \$355 |

IF REQUIRED BY CONSTRUCTION CODE

| | |
|---|-------|
| Brass waste & overflow kit*** BDRCOB | \$240 |
| Brass waste kit*** BDRCB | \$60 |
| 16" x 35" Cable driven brass waste & overflow kit BOVERBR | \$240 |



* Independently controlled.

** The AromaCloud® is built into the deck (factory installed).

*** When ordered with integrated waste & overflow.

**** When ordering an AromaFlow, an Integrated waste & overflow is mandatory (Upcharge). Specify the finish of the waste.

With the AromaFlow, the included Grab Bars can not be installed.

TO ORDER

Complete the **ORDER FORM** in the bainultra.com/interactive-price-list or on bainultra.com/extranet or send your PO to orderdesk@bainultra.com



AMMA 7236



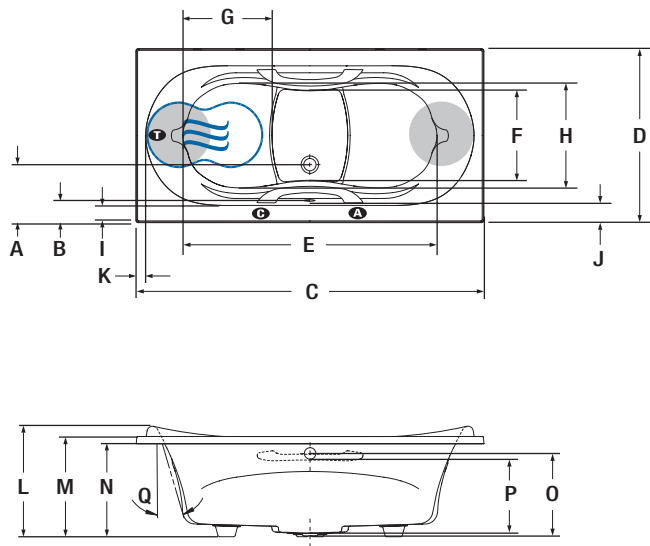
Grab bar (included)



The Akaša Bath Pillow (sold separately)

INSTALLATION

- A** When tile flange is added, the AromaCloud® will automatically be installed on the opposite side of the flange.



| LETTER | DESCRIPTION | MEASURE |
|--------|---|---------|
| A | Outside edge to center drain | 12" |
| B | Outside edge to overflow | 4 1/4" |
| C | Total length | 72" |
| D | Total width | 36" |
| E | Bathing well length | 52 1/2" |
| F | Bathing well width at center zone | 18 3/4" |
| G | Raised seat length | 18 1/2" |
| H | Raised seat width | 21 3/4" |
| I | Deck width (narrowest point) | 3 1/8" |
| J | Deck width (widest point) | 4" |
| K | Deck width at backrest end | 2" |
| L | Total height to headrest | 23 1/8" |
| M | Height from bottom of bath to top deck | 21" |
| N | Height from bottom of bath to bottom of deck | 19 1/2" |
| O | Height from bottom of drain to center of overflow | 17" |
| P | Maximum water level (Waste & overflow 16" x 35") | 15 1/4" |
| | Maximum water level (Integrated waste & overflow) | 16 1/4" |
| | Maximum water level with AromaFlow | 15 5/8" |
| Q | Slope of backrests | 17° |

- A** AromaCloud® position
G Control position when factory-installed (Mia® or DOT)
T Turbine position (TMU)
 ● Indicates heated backrest (TMU)
 Indicates WarmTouchShell® position (TUB)

TECHNICAL SPECIFICATIONS

| | |
|----------------------------------|---|
| Hot water supply required | The hot water supply should be 70% or more of the bath's total water capacity. |
| Turbine | Access to the pump must be at least 18" x 22". Standard connection is two (2) dedicated breakers: One is 20A, 120 V, 60 Hz, and the other 15A, 120 V, 60 Hz, dedicated lines with a GFCI. Air vent necessary: 2" x 4" minimum. |
| Others | <ul style="list-style-type: none"> - The Geysair® is located on the same side as the heated backrest. It must NOT be relocated. It must be connected to the hot water supply and be accessible (provide access). - Optional tile flange (specify front or back). - The water level will vary when an AromaFlow is installed. |

Our products must be installed by certified professionals only and according to our Owner's Manual as well as federal, provincial/state and local building codes and regulations (www.bainultra.com/dealers/dealer-documentation-and-catalog).

| | |
|--------------------------------|----------|
| Approx. shipping weight | 158 lb |
| Turbine power | 550 W |
| Air heater | 600 W |
| WARRANTY | |
| Controls-LED-Geysair* | 5 years |
| Bath & turbine* | 20 years |

* Some restrictions apply | www.bainultra.com/warranty

The specifications shown indicate the outer edge dimension and the inside bathing capacity dimension measured at air jets' height. The manufacturer accepts a 1/4" [0.64 cm] variance. There are variations on each product and specifications are subject to change as we improve upon our product as required. The dimensions needed for site preparation and structure building will differ. BainUltra® assumes no responsibility for preparatory work done prior to the product being on site.

AMMA 7242

72" x 42" x 22"

Amma takes its origin in the word "massage" as represented by two Chinese characters, AN and MO, meaning "calm through touch."

PRODUCT NO.

| MODEL | TMU | TUB |
|-------|--------------|--------------|
| | BAMVRB00T-XX | BAMVRB00N-XX |

THERMOMASSEUR (TMU)

Hydro-thermo massage • Air jet system

\$8,105

| | |
|--|----------|
| Jets | 58 |
| 2 heated backrests & headrests* | Included |
| MiaPlus® Control | Included |
| BU-Touch Control Application BUTOUCH | \$430 |
| Geysair® | Included |
| AromaCloud*** BAROMAC | \$490 |
| AromaFlow**** BAROMAF NEW | \$950 |
| Illuzio Chromatherapy BCHRO6 | \$925 |

TUB

Soaker

\$5,060

| | |
|--|-----------------------|
| AromaCloud*** BAROMAC | \$490 |
| AromaFlow**** BAROMAF NEW | \$950 |
| Illuzio Chromatherapy BCHRO6 | \$925 |
| WarmTouchShell® BWTS | \$1,125 |
| DOT control | Included with therapy |
| 2nd WarmTouchShell® BWTS2 | \$370 |

FEATURES

| | |
|-------------------------|----------------------------|
| Installation type | Drop-in & Alcove (3 walls) |
| No. of bathers | 2 |
| US gallons | 65 |
| Imp. gallons | 54 |
| Raised seats | 2 |
| Inverted V | 2 |
| Armrests | 4 |
| Grab bars (color match) | 2 |

STANDARD COLOR p. 13

| | | |
|---|---|----------|
|  |  | Included |
| White 01 | Biscuit 02 | |

OPTIONS (UPCHARGE APPLICABLE)

SKIRT p. 243

MULTIFIT
[BSMUL-XX](#)

SJ-1
[BSJ1-XX](#)

| | | |
|---|-------|-------|
| White 01 , Biscuit 02 | \$600 | \$715 |
|---|-------|-------|

CLEAR ACRYLIC GRAB BARS [BGBG10-XX](#) p. 12

| | |
|---|------|
| With Chrome 07 or Brushed Nickel 09 inserts | \$60 |
|---|------|

TILE FLANGE (specify front or back) p. 11

| | |
|---|-------|
| Ordered with bath (not installed) BTILEN | \$79 |
| Factory-installed. Front BTILEF , Back BTILEB , Special installation BTILEO | \$155 |

WASTE & OVERFLOW p. 10

16" x 35"
[BOVER16-XX](#)

INTE-GRATED
[BOVERIN-XX](#)

| | | |
|--|-------|-------|
| Chrome 07 | \$260 | \$235 |
| White 01 , Biscuit 02 | \$290 | \$235 |
| Brushed Nickel 09 , Polished Nickel 10 | \$400 | \$235 |
| Oil-rubbed Bronze 11 | \$400 | N/A |
| Matte Black 19 , Satin Brass 18 | N/A | \$355 |

IF REQUIRED BY CONSTRUCTION CODE

| | |
|---|-------|
| Brass waste & overflow kit*** BDRCOB | \$240 |
| Brass waste kit*** BDRCB | \$60 |
| 16" x 35" Cable driven brass waste & overflow kit BOVERBR | \$240 |



* Independently controlled.

** The AromaCloud® is built into the deck (factory installed).

*** When ordered with integrated waste & overflow.

**** When ordering an AromaFlow, an Integrated waste & overflow is mandatory (Upcharge). Specify the finish of the waste.

With the AromaFlow, the included Grab Bars can not be installed.

TO ORDER

Complete the **ORDER FORM** in the bainultra.com/interactive-price-list or on bainultra.com/extranet or send your PO to orderdesk@bainultra.com



AMMA 7242



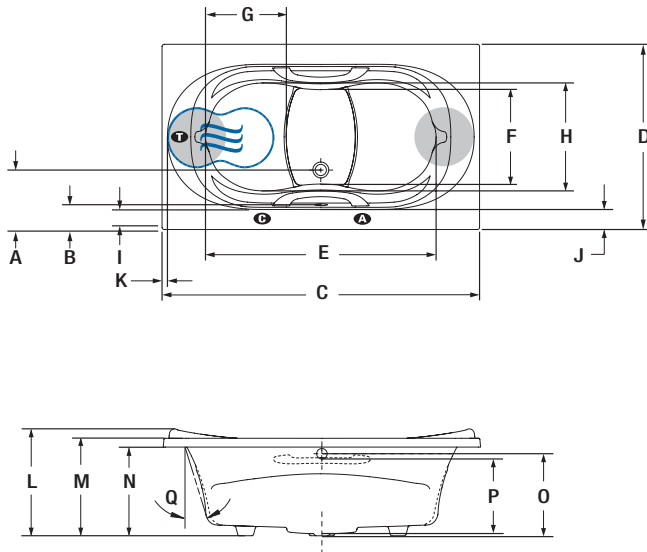
Inverted V backrest



Molded heated headrest

INSTALLATION

- A** When tile flange is added, the AromaCloud® will automatically be installed on the opposite side of the flange.



| LETTER | DESCRIPTION | MEASURE |
|--------|---|---------|
| A | Outside edge to center drain | 13 1/2" |
| B | Outside edge to overflow | 5 3/8" |
| C | Total length | 72 1/4" |
| D | Total width | 42" |
| E | Bathing well length | 52 1/4" |
| F | Bathing well width at center zone | 21 3/8" |
| G | Raised seat length | 18 5/8" |
| H | Raised seat width | 24" |
| I | Deck width (narrowest point) | 4" |
| J | Deck width (widest point) | 5 1/4" |
| K | Deck width at backrest end | 1 1/4" |
| L | Total height to headrest | 24 1/4" |
| M | Height from bottom of bath to top deck | 22 1/8" |
| N | Height from bottom of bath to bottom of deck | 20 1/8" |
| O | Height from bottom of drain to center of overflow | 18 1/8" |
| P | Maximum water level (Waste & overflow 16" x 35") | 16 3/8" |
| | Maximum water level (Integrated waste & overflow) | 17 3/8" |
| | Maximum water level with AromaFlow | 16 3/4" |
| Q | Slope of backrests | 18° |

- A** AromaCloud® position
G Control position when factory-installed (Mia® or DOT)
T Turbine position (TMU)
 ● Indicates heated backrest (TMU)
 Indicates WarmTouchShell® position (TUB)

TECHNICAL SPECIFICATIONS

| | |
|----------------------------------|---|
| Hot water supply required | The hot water supply should be 70% or more of the bath's total water capacity. |
| Turbine | Access to the pump must be at least 18" x 22". Standard connection is two (2) dedicated breakers: One is 20A, 120 V, 60 Hz, and the other 15A, 120 V, 60 Hz, dedicated lines with a GFCI. Air vent necessary: 2" x 4" minimum. |
| Others | <ul style="list-style-type: none"> - The Geysair® is located on the same side as the heated backrest. It must NOT be relocated. It must be connected to the hot water supply and be accessible (provide access). - Optional tile flange (specify front or back). - The water level will vary when an AromaFlow is installed. |

Our products must be installed by certified professionals only and according to our Owner's Manual as well as federal, provincial/state and local building codes and regulations (www.bainultra.com/dealers/dealer-documentation-and-catalog).

| | |
|--------------------------------|----------|
| Approx. shipping weight | 195 lb |
| Turbine power | 550 W |
| Air heater | 600 W |
| WARRANTY | |
| Controls-LED-Geysair* | 5 years |
| Bath & turbine* | 20 years |

* Some restrictions apply | www.bainultra.com/warranty

The specifications shown indicate the outer edge dimension and the inside bathing capacity dimension measured at air jets' height. The manufacturer accepts a 1/4" [0.64 cm] variance. There are variations on each product and specifications are subject to change as we improve upon our product as required. The dimensions needed for site preparation and structure building will differ. BainUltra® assumes no responsibility for preparatory work done prior to the product being on site.

AMMA OVAL 7242

72" x 42" x 22"

Amma takes its origin in the word "massage" as represented by two Chinese characters, AN and MO, meaning "calm through touch."

PRODUCT NO.

| MODEL | TMU | TUB |
|--------------|--------------|--------------|
| Raised deck | BAMVODP0T-XX | BAMVODP0N-XX |
| Flat deck 2" | BAMVOUN0T-XX | BAMVOUN0N-XX |

THERMOMASSEUR (TMU)

Hydro-thermo massage • Air jet system

\$7,965

| | |
|--------------------------------------|----------|
| Jets | 58 |
| 2 heated backrests & headrests* | Included |
| MiaPlus® Control | Included |
| BU-Touch Control Application BUTOUCH | \$430 |
| Geysair® | Included |
| AromaCloud*** BAROMAC | \$490 |
| AromaFlow**** BAROMAF NEW | \$950 |
| Illuzio Chromatherapy BCHRO6 | \$925 |

TUB Soaker

\$5,060

| | |
|----------------------------------|-----------------------|
| AromaCloud*** BAROMAC | \$490 |
| AromaFlow**** BAROMAF NEW | \$950 |
| Illuzio Chromatherapy BCHRO6 | \$925 |
| WarmTouchShell® BWTS | \$1,125 |
| DOT control | Included with therapy |
| 2nd WarmTouchShell® BWTS2 | \$370 |

FEATURES

| | |
|-------------------------|---------|
| Installation type | Drop-in |
| No. of bathers | 2 |
| US gallons | 65 |
| Imp. gallons | 54 |
| Raised seats | 2 |
| Inverted V | 2 |
| Armrests | 4 |
| Grab bars (color match) | 2 |

STANDARD COLOR p. 13

| | | |
|----------|------------|----------|
| White 01 | Biscuit 02 | Included |
|----------|------------|----------|

Raised deck

OPTIONS (UPCHARGE APPLICABLE)

CLEAR ACRYLIC GRAB BARS BGBG10-XX p. 12

| | |
|---|------|
| With Chrome 07 or Brushed Nickel 09 inserts | \$60 |
|---|------|

WASTE & OVERFLOW p. 10

16" x 35"
BOVER16-XX

INTE-
GRADED
BOVERIN-XX

| | | |
|---------------------------------------|-------|-------|
| Chrome 07 | \$260 | \$235 |
| White 01, Biscuit 02 | \$290 | \$235 |
| Brushed Nickel 09, Polished Nickel 10 | \$400 | \$235 |
| Oil-rubbed Bronze 11 | \$400 | N/A |
| Matte Black 19, Satin Brass 18 | N/A | \$355 |

IF REQUIRED BY CONSTRUCTION CODE

| | |
|---|-------|
| Brass waste & overflow kit*** BDRCOB | \$240 |
| Brass waste kit*** BDRCB | \$60 |
| 16" x 35" Cable driven brass waste & overflow kit BOVERBR | \$240 |



Don't forget to indicate raised or flat deck.

* Independently controlled.

** The AromaCloud® is built into the deck (factory installed).

*** When ordered with integrated waste & overflow.

**** When ordering an AromaFlow, an Integrated waste & overflow is mandatory (Upcharge). Specify the finish of the waste.

With the AromaFlow, the included Grab Bars can not be installed.

TO ORDER

Complete the **ORDER FORM** in the bainultra.com/interactive-price-list or on bainultra.com/extranet or send your PO to orderdesk@bainultra.com



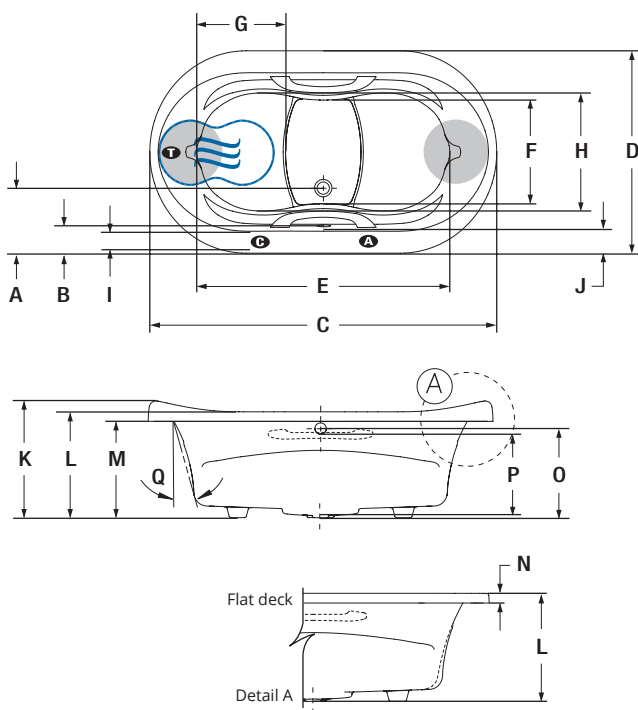
AMMA OVAL 7242



Flat deck

INSTALLATION

Available with raised or flat deck.



| LETTER | DESCRIPTION | MEASURE |
|--------|---|-------------------------------|
| A | Outside edge to center drain | 13 1/2" |
| B | Outside edge to overflow | 5 3/8" |
| C | Total length | 72" |
| D | Total width | 42" |
| E | Bathing well length | 52 1/4" |
| F | Bathing well width at center zone | 21 3/8" |
| G | Raised seat length | 18 5/8" |
| H | Raised seat width | 24" |
| I | Flat surface width | 3 7/8" |
| J | Deck width | 5 1/4" |
| K | Total height to headrest | 24 3/8" |
| L | Height from bottom of bath to top deck | 22 1/8" |
| M | Height from bottom of bath to bottom of deck | 20 1/8" |
| N | Height from bottom of deck to top deck | 2" |
| O | Height from bottom of drain to center of overflow | 18 1/8" |
| P | Maximum water level (Waste & overflow 16" x 35") Maximum water level (Integrated waste & overflow) Maximum water level with AromaFlow | 16 3/8" 17 3/8" 16 3/4" |
| Q | Slope of backrests | 18° |

- A** AromaCloud® position
G Control position when factory-installed (Mia® or DOT)

- T** Turbine position (TMU)
 ● Indicates heated backrest (TMU)
 ☄ Indicates WarmTouchShell® position (TUB)

TECHNICAL SPECIFICATIONS

| | |
|----------------------------------|---|
| Hot water supply required | The hot water supply should be 70% or more of the bath's total water capacity. |
| Turbine | Access to the pump must be at least 18" x 22". Standard connection is two (2) dedicated breakers: One is 20A, 120 V, 60 Hz, and the other 15A, 120 V, 60 Hz, dedicated lines with a GFCI. Air vent necessary: 2" x 4" minimum. |
| Others | <ul style="list-style-type: none"> - The Geysair® is located on the same side as the heated backrest. It must NOT be relocated. It must be connected to the hot water supply and be accessible (provide access). - Available with flat deck for raised deck. - There is a height difference for the flat deck (see drawing Detail A). - The water level will vary when an AromaFlow is installed. |

Our products must be installed by certified professionals only and according to our Owner's Manual as well as federal, provincial/state and local building codes and regulations (www.bainultra.com/dealers/dealer-documentation-and-catalog).

| | |
|--------------------------------|------------|
| Cutting template | # 90000036 |
| Approx. shipping weight | 170 lb |
| Turbine power | 550 W |
| Air heater | 600 W |
| WARRANTY | |
| Controls-LED-Geysair* | 5 years |
| Bath & turbine* | 20 years |

* Some restrictions apply | www.bainultra.com/warranty

The specifications shown indicate the outer edge dimension and the inside bathing capacity dimension measured at air jets' height. The manufacturer accepts a 1/4" [0.64 cm] variance. There are variations on each product and specifications are subject to change as we improve upon our product as required. The dimensions needed for site preparation and structure building will differ. BainUltra® assumes no responsibility for preparatory work done prior to the product being on site.

BAIN DE VILLE 6030

60" x 30" x 17"

Designed for the urban environment, Bain de Ville immediately brings a touch of modern refinement to any alcove bathroom space. Strong lines, integrated skirt, a wider deck and subtle but purposeful accents make a bold statement.

PRODUCT NO.

| MODEL | TMU | TUB |
|----------------|--------------|--------------|
| Alcove - Left | BBVBRA0LT-XX | BBVBRA0LN-XX |
| Alcove - Right | BBVBRA0RT-XX | BBVBRA0RN-XX |

THERMOMASSEUR (TMU)

Hydro-thermo massage • Air jet system

\$3,595

| | |
|--|----------|
| Jets | 42 |
| 1 heated backrest | Included |
| Mia® Control (not installed) | Included |
| BU-Touch Control Application BUTOUCH | \$430 |
| Geysair® | Included |
| AromaCloud® BAROMAC | \$490 |
| AromaFlow*** BAROMAF NEW | \$950 |
| Illuzio Chromatherapy BCHRO6 | \$925 |

TUB

Soaker

\$1,930

| | |
|---|-----------------------|
| AromaCloud® BAROMAC | \$490 |
| AromaFlow*** BAROMAF NEW | \$950 |
| Illuzio Chromatherapy BCHRO6 | \$925 |
| WarmTouchShell® BWTS | \$1,125 |
| DOT control | Included with therapy |

FEATURES

| | |
|--|----------------------|
| Installation type | Alcove (3 walls) |
| Integrated skirt & tile flange (specify right or left) | Installed & Included |
| No. of bathers | 3 |
| US gallons | 39 |
| Imp. gallons | 33 |

INTEGRATED WASTE & OVERFLOW [BOVERINI-XX](#) p. 10

| | |
|---|----------------------|
| White 01 , Biscuit 02 , Chrome 07 , Brushed Nickel 09 , Polished Nickel 10 Matte White with UltraVelour finish 32 | Installed & Included |
|---|----------------------|

STANDARD COLOR p. 13

| | |
|---|----------|
| White 01 Biscuit 02 | Included |
|---|----------|

OPTIONS (UPCHARGE APPLICABLE)

FINISH p. 6

| | |
|---|-------|
| UltraVelour Matte Finish (white only) BVEL1 | \$650 |
|---|-------|

CONTROL (TMU only) p. 9

| | |
|-------------------------------------|-------|
| MiaPlus** BMIAP1-XX | \$285 |
|-------------------------------------|-------|

UNIVERSAL ARMRESTS [BGBGU-XX](#) p. 12

| | |
|--------------------------|-------|
| White 01 | \$750 |
|--------------------------|-------|

INTEGRATED WASTE & OVERFLOW [BOVERINI-XX](#) p. 10

| | |
|---|-------|
| Matte Black 19 , Satin Brass 18 | \$120 |
|---|-------|

WASTE & OVERFLOW 16" x 35" [BOVER16-XX](#) p. 10

| | |
|---|-------|
| Chrome 07 | \$260 |
| White 01 , Biscuit 02 | \$290 |
| Brushed Nickel 09 , Polished Nickel 10 , Oil-rubbed Bronze 11 | \$400 |

IF REQUIRED BY CONSTRUCTION CODE

| | |
|---|-------|
| Brass waste & overflow kit** BDRCOB | \$240 |
| Brass waste kit** BDRCB | \$60 |
| 16" x 35" Cable driven brass waste & overflow kit BOVERBR | \$240 |



With the AromaCloud® and/or Control on the deck, a complete shower door cannot be installed.

Don't forget to specify the finish of the integrated waste & overflow.


* The MiaPlus® Control is included when purchasing Chromatherapy on a TMU.

** When ordered with integrated waste & overflow.

*** When ordering an AromaFlow, an Integrated waste & overflow is mandatory (Included). Specify the finish of the waste.

TO ORDER

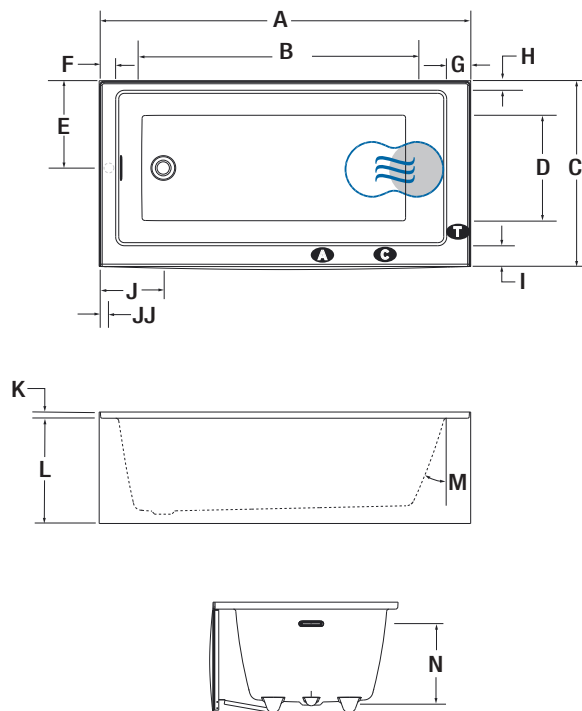
Complete the **ORDER FORM** in the bainultra.com/interactive-price-list or on bainultra.com/extranet or send your PO to orderdesk@bainultra.com



BAIN DE VILLE 6030



INSTALLATION



| LETTER | DESCRIPTION | MEASURE |
|--------|---|---------------------|
| A | Total length | 60" |
| B | Bathing well length | 46 3/8" |
| C | Total width | 30" |
| D | Bathing well width | 20 1/2" |
| E | Outer edge to center drain (right side) | 14 1/8" |
| F | Deck width (drain side) | 3 3/16" |
| G | Deck width (backrest) | 4 3/8" |
| H | Deck width (wall side) | 2" |
| I | Deck width (skirt side) | 3 7/8" |
| J | Outer edge to center drain Integrated waste & overflow (front) | 10 3/8" |
| JJ | Outer edge to center of overflow Waste & overflow 16" x 35" only | 2 3/8" |
| K | Tile flange height | 1" |
| L | Height from floor to bottom of deck | 17" |
| M | Slope of backrest | 21° |
| N | Maximum water level Maximum water level with AromaFlow | 12 1/4" 10 9/16" |

- A** AromaCloud® position
- C** Control position when factory-installed (Mia® or DOT)
- T** Turbine position (TMU)
- Indicates heated backrest (TMU)
- ☞ Indicates WarmTouchShell® position (TUB)

TECHNICAL SPECIFICATIONS

| | |
|----------------------------------|---|
| Hot water supply required | The hot water supply should be 70% or more of the bath's total water capacity. |
| Turbine | Turbine is factory installed, so access to the pump must be at least 18" x 22". Standard connection is 20 A, 120 V, 60 Hz , dedicated line with a Ground-Fault Circuit Interrupter (GFCI). For any additional option, a second line is needed 15 A, 120 V, 60 Hz , dedicated line with a GFCI. Air vent necessary: 2" x 4" minimum. |
| Others | <ul style="list-style-type: none"> - The Geysair® is located on the same side as the heated backrest. It must NOT be relocated. It must be connected to the hot water supply and be accessible (provide access). - Integrated tile flange is included (specify right or left). - The water level will be lower when an AromaFlow is installed. |

Our products must be installed by certified professionals only and according to our Owner's Manual as well as federal, provincial/state and local building codes and regulations (www.bainultra.com/dealers/dealer-documentation-and-catalog).

| | |
|--------------------------------|----------|
| Approx. shipping weight | 125 lb |
| Turbine power | 550 W |
| Air heater | 600 W |
| WARRANTY | |
| Controls-LED-Geysair* | 5 years |
| Bath & turbine* | 20 years |

* Some restrictions apply | www.bainultra.com/warranty

The specifications shown indicate the outer edge dimension and the inside bathing capacity dimension measured at air jets' height. The manufacturer accepts a 1/4" [0.64 cm] variance. There are variations on each product and specifications are subject to change as we improve upon our product as required. The dimensions needed for site preparation and structure building will differ. BainUltra® assumes no responsibility for preparatory work done prior to the product being on site.

BAIN DE VILLE 6632

66" x 32" x 20"

Designed for the urban environment, Bain de Ville immediately brings a touch of modern refinement to any alcove bathroom space. Strong lines, integrated skirt, a wider deck and subtle but purposeful accents make a bold statement.

PRODUCT NO.

| MODEL | TMU | TUB |
|----------------|--------------|--------------|
| Alcove – Left | BBVIRA0LT-XX | BBVIRA0LN-XX |
| Alcove – Right | BBVIRA0RT-XX | BBVIRA0RN-XX |

THERMOMASSEUR (TMU)

Hydro-thermo massage • Air jet system

\$5,085

| | |
|--|----------|
| Jets | 44 |
| 1 heated backrest | Included |
| Mia® Control (not installed) | Included |
| BU-Touch Control Application BUTOUCH | \$430 |
| Geysair® | Included |
| AromaCloud® BAROMAC | \$490 |
| AromaFlow*** BAROMAF NEW | \$950 |
| Illuzio Chromatherapy BCHRO6 | \$925 |


TUB

Soaker

\$2,760

| | |
|---|-----------------------|
| AromaCloud® BAROMAC | \$490 |
| AromaFlow*** BAROMAF NEW | \$950 |
| Illuzio Chromatherapy BCHRO6 | \$925 |
| WarmTouchShell® BWTS | \$1,125 |
| DOT control | Included with therapy |

FEATURES

| | | | |
|--|---|----------------------|----|
| Installation type | | Alcove (3 walls) | |
| Integrated skirt & tile flange (specify right or left) | | Installed & Included | |
| No. of bathers |  | Imp. gallons | 52 |
| US gallons | 62 | | |

INTEGRATED WASTE & OVERFLOW [BOVERINI-XX](#) p. 10

| | |
|---|----------------------|
| White 01 , Biscuit 02 , Chrome 07 , Brushed Nickel 09 , Polished Nickel 10 , Matte White with UltraVelour finish 32 | Installed & Included |
|---|----------------------|

STANDARD COLOR p. 13

| | |
|---|----------|
| White 01 Biscuit 02 | Included |
|---|----------|

OPTIONS (UPCHARGE APPLICABLE)

FINISH p. 6

| | |
|---|-------|
| UltraVelour Matte Finish (white only) BVEL1 | \$650 |
|---|-------|

CONTROL (TMU only) p. 9

| | |
|-------------------------------------|-------|
| MiaPlus** BMIAP1-XX | \$285 |
|-------------------------------------|-------|

UNIVERSAL ARMRESTS [BGBGU-XX](#) p. 12

| | |
|--------------------------|-------|
| White 01 | \$750 |
|--------------------------|-------|

INTEGRATED WASTE & OVERFLOW [BOVERINI-XX](#) p. 10

| | |
|---|-------|
| Matte Black 19 , Satin Brass 18 | \$120 |
|---|-------|

WASTE & OVERFLOW 16" x 35" [BOVER16-XX](#) p. 10

| | |
|---|-------|
| Chrome 07 | \$260 |
| White 01 , Biscuit 02 | \$290 |
| Brushed Nickel 09 , Polished Nickel 10 , Oil-rubbed Bronze 11 | \$400 |

IF REQUIRED BY CONSTRUCTION CODE

| | |
|---|-------|
| Brass waste & overflow kit** BDRCOB | \$240 |
| Brass waste kit** BDRCB | \$60 |
| 16" x 35" Cable driven brass waste & overflow kit BOVERBR | \$240 |



With the AromaCloud® and/or Control on the deck, a complete shower door cannot be installed.

Don't forget to specify the finish of the integrated waste & overflow.



* The MiaPlus® Control is included when purchasing Chromatherapy on a TMU.

** When ordered with integrated waste & overflow.

*** When ordering an AromaFlow, an Integrated waste & overflow is mandatory (Included). Specify the finish of the waste.

TO ORDER

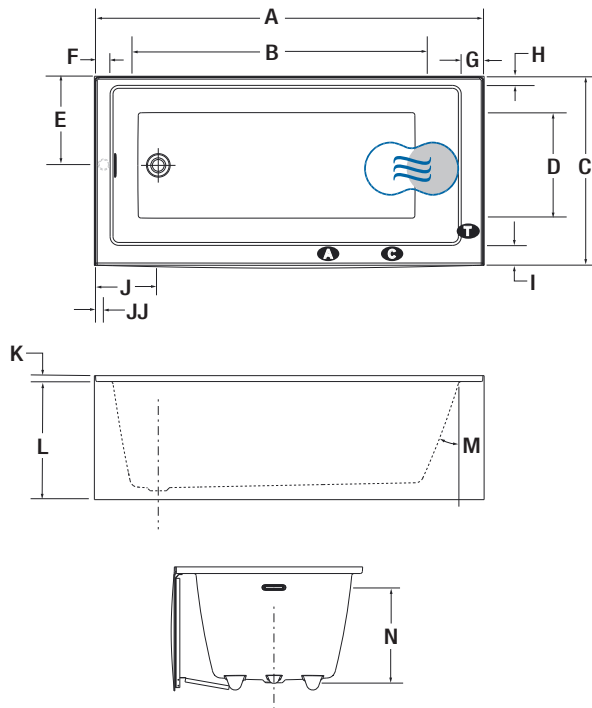
Complete the **ORDER FORM** in the bainultra.com/interactive-price-list or on bainultra.com/extranet or send your PO to orderdesk@bainultra.com



BAIN DE VILLE 6632



INSTALLATION



| LETTER | DESCRIPTION | MEASURE |
|--------|---|-----------------|
| A | Total length | 66" |
| B | Bathing well length | 50 5/8" |
| C | Total width | 32" |
| D | Bathing well width | 21 3/8" |
| E | Outer edge to center drain (right side) | 15 1/8" |
| F | Deck width (drain side) | 3 3/16" |
| G | Deck width (backrest) | 4 3/8" |
| H | Deck width (wall side) | 2" |
| I | Deck width (skirt side) | 3 7/8" |
| J | Outer edge to center drain Integrated waste & overflow (front) | 10 7/8" |
| JJ | Outer edge to center of overflow Waste & overflow 16" x 35" only | 2 5/16" |
| K | Tile flange height | 1" |
| L | Height from floor to bottom of deck | 20" |
| M | Slope of backrest | 21° |
| N | Maximum water level Maximum water level with AromaFlow | 16" 14 5/16" |

- A** AromaCloud® position
- C** Control position when factory-installed (Mia® or DOT)
- T** Turbine position (TMU)
- Indicates heated backrest (TMU)
- ☞ Indicates WarmTouchShell® position (TUB)

TECHNICAL SPECIFICATIONS

| | |
|----------------------------------|---|
| Hot water supply required | The hot water supply should be 70% or more of the bath's total water capacity. |
| Turbine | Turbine is factory installed, so access to the pump must be at least 18" x 22". Standard connection is 20 A, 120 V, 60 Hz , dedicated line with a Ground-Fault Circuit Interrupter (GFCI). For any additional option, a second line is needed 15 A, 120 V, 60 Hz , dedicated line with a GFCI. Air vent necessary: 2" x 4" minimum. |
| Others | <ul style="list-style-type: none"> - The Geysair® is located on the same side as the heated backrest. It must NOT be relocated. It must be connected to the hot water supply and be accessible (provide access). - Integrated tile flange is included (specify right or left). - The water level will be lower when an AromaFlow is installed. |

Our products must be installed by certified professionals only and according to our Owner's Manual as well as federal, provincial/state and local building codes and regulations (www.bainultra.com/dealers/dealer-documentation-and-catalog).

| | |
|--------------------------------|----------|
| Approx. shipping weight | 140 lb |
| Turbine power | 550 W |
| Air heater | 600 W |
| WARRANTY | |
| Controls-LED-Geysair* | 5 years |
| Bath & turbine* | 20 years |

* Some restrictions apply | www.bainultra.com/warranty

The specifications shown indicate the outer edge dimension and the inside bathing capacity dimension measured at air jets' height. The manufacturer accepts a 1/4" [0.64 cm] variance. There are variations on each product and specifications are subject to change as we improve upon our product as required. The dimensions needed for site preparation and structure building will differ. BainUltra® assumes no responsibility for preparatory work done prior to the product being on site.

CITTI 17

60" x 32" x 17"

Citti® is derived from sanskrit for "free spirit." At the same time, the name evokes today's great cities: these are the perfect baths for urban living.

PRODUCT NO.

| MODEL | TMU | TUB |
|-------|--------------|--------------|
| Left | BC7DRA0LT-XX | BC7DRA0LN-XX |
| Right | BC7DRA0RT-XX | BC7DRA0RN-XX |

THERMOMASSEUR (TMU)

Hydro-thermo massage • Air jet system

\$3,700

| | |
|--|----------|
| Jets | 42 |
| 1 heated backrest | Included |
| Mia® Control | Included |
| BU-Touch Control Application BUTOUCH | \$430 |
| Geysair® | Included |
| AromaCloud® BAROMAC | \$490 |
| AromaFlow** BAROMAF NEW | \$950 |
| Illuzio Chromatherapy BCHRO6 | \$925 |


TUB

Soaker

\$2,015

| | |
|--|-----------------------|
| AromaCloud® BAROMAC | \$490 |
| AromaFlow** BAROMAF NEW | \$950 |
| Illuzio Chromatherapy BCHRO6 | \$925 |
| WarmTouchShell® BWTS | \$1,125 |
| DOT control | Included with therapy |

FEATURES

| | | | |
|--|---|----------------------|----|
| Installation type | | Alcove (3 walls) | |
| Integrated skirt & tile flange (specify right or left) | | Installed & Included | |
| No. of bathers |  | Imp. gallons | 37 |
| US gallons | 45 | | |

INTEGRATED WASTE & OVERFLOW [BOVERINI-XX](#) p. 10

| | |
|---|----------------------|
| White 01 , Biscuit 02 , Chrome 07 , Brushed Nickel 09 , Polished Nickel 10 , Matte White with UltraVelour finish 32 | Installed & Included |
|---|----------------------|

STANDARD COLOR p. 13

| | | |
|--|--|----------|
|  White 01 |  Biscuit 02 | Included |
|--|--|----------|

OPTIONS (UPCHARGE APPLICABLE)

FINISH p. 6

| | |
|---|-------|
| UltraVelour Matte Finish (white only) BVEL1 | \$650 |
|---|-------|

CONTROL (TMU only) p. 9

| | |
|-------------------------------------|-------|
| MiaPlus** BMIAP2-XX | \$285 |
|-------------------------------------|-------|

UNIVERSAL ARMRESTS [BGBGU-XX](#) p. 12

| | |
|--------------------------|-------|
| White 01 | \$750 |
|--------------------------|-------|

INTEGRATED WASTE & OVERFLOW [BOVERINI-XX](#) p. 10

| | |
|---|-------|
| Matte Black 19 , Satin Brass 18 | \$120 |
|---|-------|

WASTE & OVERFLOW 16" x 35" [BOVER16-XX](#) p. 10

| | |
|---|-------|
| Chrome 07 | \$260 |
| White 01 , Biscuit 02 | \$290 |
| Brushed Nickel 09 , Polished Nickel 10 , Oil-rubbed Bronze 11 | \$400 |

IF REQUIRED BY CONSTRUCTION CODE

| | |
|---|-------|
| Brass waste & overflow kit BDRCOB | \$240 |
| Brass waste kit BDRCB | \$60 |
| 16" x 35" Cable driven brass waste & overflow kit BOVERBR | \$240 |



Turbine must be remotely installed. With the AromaCloud® and/or Control on the deck, a complete shower door cannot be installed. Faucets must be wall-mounted.


Don't forget to specify the **finish of the integrated waste & overflow**.

* The MiaPlus® Control is included when purchasing Chromatherapy on a TMU.

** When ordering an AromaFlow, an Integrated waste & overflow is mandatory (Included). Specify the finish of the waste.

TO ORDER

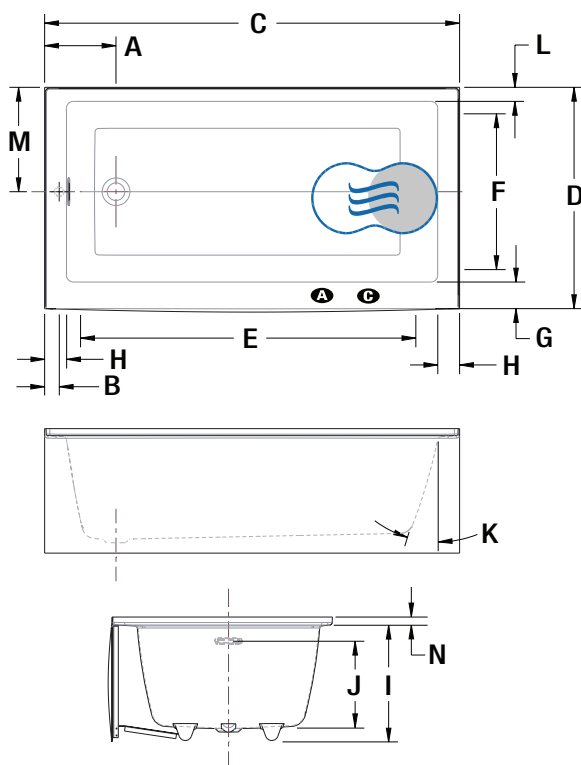
Complete the **ORDER FORM** in the bainultra.com/interactive-price-list or on bainultra.com/extranet or send your PO to orderdesk@bainultra.com



CITTI 17



INSTALLATION



| LETTER | DESCRIPTION | MEASURE |
|--------|--|----------------------|
| A | Outside edge to center drain (integrated waste & overflow) | 10 3/8" |
| B | Outside edge to center of drain hole Waste & overflow 16" x 35" only | 2 5/16" |
| C | Total length | 60" |
| D | Total width | 32" |
| E | Bathing well length | 48 1/2" |
| F | Bathing well width | 22 1/2" |
| G | Deck width (skirt side) | 3 7/8" |
| H | Deck width (backrest and drain sides) | 3 3/16" |
| I | Height from bottom of bath to top deck | 17" |
| J | Maximum water level Maximum water level with AromaFlow | 12 1/2" 10 13/16" |
| K | Slope of backrest | 17° |
| L | Deck width wall side | 2" |
| M | Outside edge to center drain | 15 1/8" |
| N | Tile flange height | 1" |

- A** AromaCloud® position
- C** Control position when factory-installed (Mia® or DOT)
- Indicates heated backrest (TMU)
- ☞ Indicates WarmTouchShell® position (TUB)

TECHNICAL SPECIFICATIONS

| | |
|----------------------------------|--|
| Hot water supply required | The hot water supply should be 70% or more of the bath's total water capacity. |
| Turbine | Access to the pump must be at least 18" x 22". Standard connection is 20 A, 120 V, 60 Hz, dedicated line with a Ground-Fault Circuit Interrupter (GFCI). For any additional option, a second line is needed 15 A, 120 V, 60 Hz, dedicated line with a GFCI. Air vent necessary: 2" x 4" minimum. |
| Others | <ul style="list-style-type: none"> - The Geysair® is located on the same side as the heated backrest. It must NOT be relocated. It must be connected to the hot water supply and be accessible (provide access). - The turbine must be remotely installed. - Citti bathtubs include an integrated tile flange, specify right or left. - The water level will be lower when an AromaFlow is installed. |

Our products must be installed by certified professionals only and according to our Owner's Manual as well as federal, provincial/state and local building codes and regulations (www.bainultra.com/dealers/dealer-documentation-and-catalog).

| | |
|--------------------------------|----------|
| Approx. shipping weight | 125 lb |
| Turbine power | 550 W |
| Air heater | 600 W |
| WARRANTY | |
| Controls-LED-Geysair* | 5 years |
| Bath & turbine* | 20 years |

* Some restrictions apply | www.bainultra.com/warranty

The specifications shown indicate the outer edge dimension and the inside bathing capacity dimension measured at air jets' height. The manufacturer accepts a 1/4" [0.64 cm] variance. There are variations on each product and specifications are subject to change as we improve upon our product as required. The dimensions needed for site preparation and structure building will differ. BainUltra® assumes no responsibility for preparatory work done prior to the product being on site.

CITTI 6032 WITH INSERT

60" x 32" x 20"

Citti® is derived from sanskrit for "free spirit." At the same time, the name evokes today's great cities: these are the perfect baths for urban living.

PRODUCT NO.

| MODEL | TMU | TUB |
|-------|--------------|--------------|
| Left | BCIDRAJLT-XX | BCIDRAJLN-XX |
| Right | BCIDRAJRT-XX | BCIDRAJRN-XX |

THERMOMASSEUR (TMU)

Hydro-thermo massage • Air jet system

\$4,935

| | |
|--|----------|
| Jets | 42 |
| 1 heated backrest | Included |
| Mia® Control | Included |
| BU-Touch Control Application BUTOUCH | \$430 |
| Geysair® | Included |
| AromaCloud® BAROMAC | \$490 |
| AromaFlow** BAROMAF NEW | \$950 |
| Illuzio Chromatherapy BCHRO6 | \$925 |

TUB

Soaker

\$2,590

| | |
|--|-----------------------|
| AromaCloud® BAROMAC | \$490 |
| AromaFlow** BAROMAF NEW | \$950 |
| Illuzio Chromatherapy BCHRO6 | \$925 |
| WarmTouchShell® BWTS | \$1,125 |
| DOT control | Included with therapy |

FEATURES

| | |
|---|----------------------|
| Installation type | Alcove (3 walls) |
| Integrated skirt & tile flange (specify right or left) | Installed & Included |
| No. of bathers | 42 |
| US gallons | 50 |
| INTEGRATED WASTE & OVERFLOW BOVERINI-XX p. 10 | |
| White 01 , Biscuit 02 , Chrome 07 , Brushed Nickel 09 , Polished Nickel 10 , Matte White with UltraVelour finish 32 | Installed & Included |
| STANDARD COLOR p. 13 | |
| White 01 Biscuit 02 | Included |

OPTIONS (UPCHARGE APPLICABLE)

FINISH p.6

| | |
|---|-------|
| UltraVelour Matte Finish (white only) BVEL1 | \$650 |
|---|-------|

CONTROL (TMU only) p.9

| | |
|-------------------------------------|-------|
| MiaPlus** BMIAP2-XX | \$285 |
|-------------------------------------|-------|

UNIVERSAL ARMRESTS [BGBGU-XX](#) p.12

| | |
|--------------------------|-------|
| White 01 | \$750 |
|--------------------------|-------|

INTEGRATED WASTE & OVERFLOW [BOVERINI-XX](#) p.10

| | |
|---|-------|
| Matte Black 19 , Satin Brass 18 | \$120 |
|---|-------|

IF REQUIRED BY CONSTRUCTION CODE


| | |
|---|-------|
| Brass waste & overflow kit BDRCOB | \$240 |
| Brass waste kit BDRCB | \$60 |



Turbine must be remotely installed. With the Control installed on the deck, a complete shower door cannot be installed. Faucets must be wall-mounted. Don't forget to specify the **finish of the integrated waste & overflow**. * The MiaPlus® Control is included when purchasing Chromatherapy on a TMU. ** When ordering an AromaFlow, an Integrated waste & overflow is mandatory (Included). Specify the finish of the waste.

TO ORDER

Complete the **ORDER FORM** in the bainultra.com/interactive-price-list or on bainultra.com/extranet or send your PO to orderdesk@bainultra.com

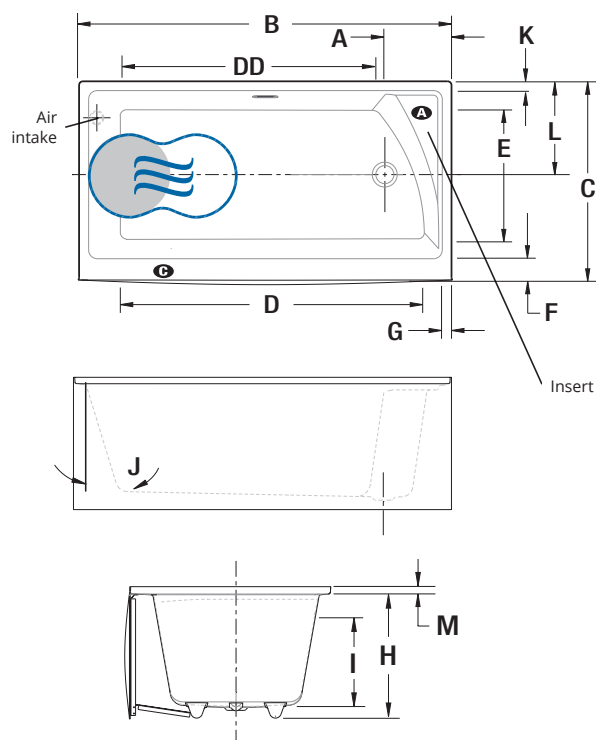


CITTI 6032 WITH INSERT



The insert can be positioned on either the right or left side of the bath to hold the AromaCloud® or soap and shampoo.

INSTALLATION



| LETTER | DESCRIPTION | MEASURE |
|--------|---|----------------------|
| A | Outside edge to center drain | 10 7/8" |
| B | Total length | 60" |
| C | Total width | 32" |
| D | Bathing well length | 49 1/4" |
| DD | Bathing well length - insert side | 42 5/8" |
| E | Bathing well width | 21 1/8" |
| F | Deck width (skirt side) | 3 3/4" |
| G | Deck width at drain end | 2 1/8" |
| H | Height from bottom of bath to top deck | 20" |
| I | Maximum water level Maximum water level with AromaFlow | 14 1/2" 13 13/16" |
| J | Slope of backrest | 17° |
| K | Deck width overflow side | 2 1/8" |
| L | Outside edge to center drain | 15 1/8" |
| M | Tile flange height | 1" |

- A** AromaCloud® position
- G** Control position when factory-installed (Mia® or DOT)
- Indicates heated backrest (TMU)
- ☞ Indicates WarmTouchShell® position (TUB)

TECHNICAL SPECIFICATIONS

| | |
|----------------------------------|--|
| Hot water supply required | The hot water supply should be 70% or more of the bath's total water capacity. |
| Turbine | Access to the pump must be at least 18" x 22". Standard connection is 20 A, 120 V, 60 Hz , dedicated line with a Ground-Fault Circuit Interrupter (GFCI). For any additional option, a second line is needed 15 A, 120 V, 60 Hz , dedicated line with a GFCI. Air vent necessary: 2" x 4" minimum. |
| Others | <ul style="list-style-type: none"> - The Geysair® is located on the same side as the heated backrest. It must NOT be relocated. It must be connected to the hot water supply and be accessible (provide access). - The turbine must be remotely installed. - Citti bathtubs include an integrated tile flange, specify right or left. - Insert can be installed on right or left side. - The water level will be lower when an AromaFlow is installed. |

Our products must be installed by certified professionals only and according to our Owner's Manual as well as federal, provincial/state and local building codes and regulations (www.bainultra.com/dealers/dealer-documentation-and-catalog).

The specifications shown indicate the outer edge dimension and the inside bathing capacity dimension measured at air jets' height. The manufacturer accepts a 1/4" [0.64 cm] variance. There are variations on each product and specifications are subject to change as we improve upon our product as required. The dimensions needed for site preparation and structure building will differ. BainUltra® assumes no responsibility for preparatory work done prior to the product being on site.

| | |
|--------------------------------|----------|
| Approx. shipping weight | 125 lb |
| Turbine power | 550 W |
| Air heater | 600 W |
| WARRANTY | |
| Controls-LED-Geysair* | 5 years |
| Bath & turbine* | 20 years |

* Some restrictions apply | www.bainultra.com/warranty

CITTI 6032 WITHOUT INSERT

60" x 32" x 20"

Citti® is derived from sanskrit for "free spirit." At the same time, the name evokes today's great cities: these are the perfect baths for urban living.

PRODUCT NO.

| MODEL | TMU | TUB |
|------------------------|--------------|--------------|
| Left | BCIDRA0LT-XX | BCIDRA0LN-XX |
| Right | BCIDRA0RT-XX | BCIDRA0RN-XX |
| Front Overflow – Left | BC3DRA0LT-XX | BC3DRA0LN-XX |
| Front Overflow – Right | BC3DRA0RT-XX | BC3DRA0RN-XX |

THERMOMASSEUR (TMU)

Hydro-thermo massage • Air jet system

\$4,670

| | |
|--|----------|
| Jets | 44 |
| 1 heated backrest | Included |
| Mia® Control | Included |
| BU-Touch Control Application BUTOUCH | \$430 |
| Geysair® | Included |
| AromaCloud® BAROMAC | \$490 |
| AromaFlow*** BAROMAF NEW | \$950 |
| Illuzio Chromatherapy BCHRO6 | \$925 |


TUB

Soaker

\$2,315

| | |
|---|-----------------------|
| AromaCloud® BAROMAC | \$490 |
| AromaFlow*** BAROMAF NEW | \$950 |
| Illuzio Chromatherapy BCHRO6 | \$925 |
| WarmTouchShell® BWTS | \$1,125 |
| DOT control | Included with therapy |

FEATURES

| | | | |
|--|---|----------------------|----|
| Installation type | | Alcove (3 walls) | |
| Integrated skirt & tile flange (specify right or left) | | Installed & Included | |
| No. of bathers |  | Imp. gallons | 44 |
| US gallons | 53 | | |

INTEGRATED WASTE & OVERFLOW [BOVERINI-XX](#) p. 10

| | |
|---|----------------------|
| White 01 , Biscuit 02 , Chrome 07 , Brushed Nickel 09 , Polished Nickel 10 , Matte White with UltraVelour finish 32 | Installed & Included |
|---|----------------------|

STANDARD COLOR p. 13

| | | |
|--|--|----------|
|  White 01 |  Biscuit 02 | Included |
|--|--|----------|

OPTIONS (UPCHARGE APPLICABLE)

FINISH p. 6

| | |
|---|-------|
| UltraVelour Matte Finish (white only) BVEL1 | \$650 |
|---|-------|

CONTROL (TMU only) p. 9

| | |
|--------------------------------------|-------|
| MiaPlus*** BMIAP2-XX | \$285 |
|--------------------------------------|-------|

UNIVERSAL ARMRESTS [BGBGU-XX](#) p. 12

| | |
|--------------------------|-------|
| White 01 | \$750 |
|--------------------------|-------|

INTEGRATED WASTE & OVERFLOW [BOVERINI-XX](#) p. 10

| | |
|---|-------|
| Matte Black 19 , Satin Brass 18 | \$120 |
|---|-------|

WASTE & OVERFLOW 16" X 35"*** [BOVER16-XX](#) p. 10

| | |
|---|-------|
| Chrome 07 | \$260 |
| White 01 , Biscuit 02 | \$290 |
| Brushed Nickel 09 , Polished Nickel 10 , Oil-rubbed Bronze 11 | \$400 |

IF REQUIRED BY CONSTRUCTION CODE

| | |
|--|-------|
| Brass waste & overflow kit BDRCOB | \$240 |
| Brass waste kit BDRCB | \$60 |
| 16" x 35" Cable driven brass waste & overflow kit* BOVERBR | \$240 |



Turbine must be remotely installed. With the AromaCloud® and/or Control on the deck, a complete shower door cannot be installed. Faucets must be wall-mounted.

Don't forget to specify the **finish of the integrated waste & overflow**.

* Only for models with front overflow.

** The MiaPlus® Control is included when purchasing Chromatherapy on a TMU.

*** When ordering an AromaFlow, an Integrated waste & overflow is mandatory (Included). Specify the finish of the waste.

TO ORDER

Complete the **ORDER FORM** in the bainultra.com/interactive-price-list or on bainultra.com/extranet or send your PO to orderdesk@bainultra.com

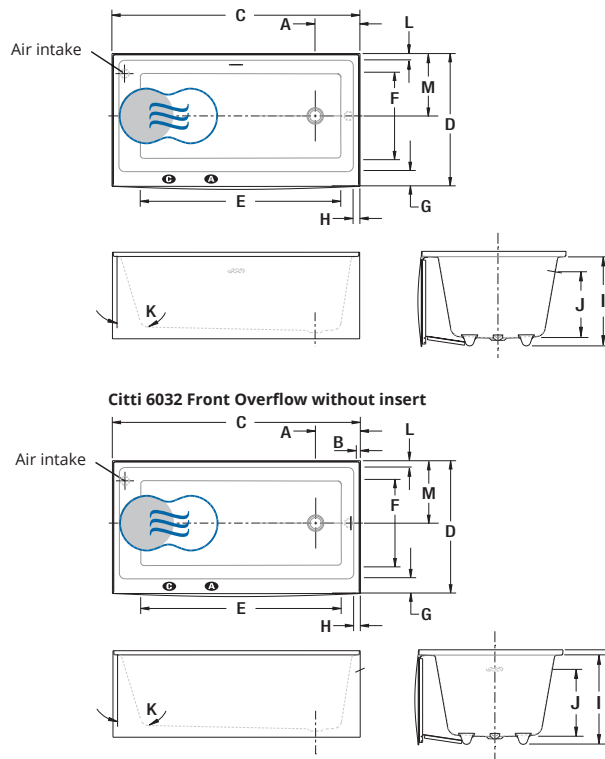


CITTI 6032 WITHOUT INSERT



Front overflow

INSTALLATION



| LETTER | DESCRIPTION | MEASURE |
|--------|--|----------------------|
| A | Outside edge to center drain (integrated waste & overflow) | 10 7/8" |
| B | Outside edge to center of drain hole Waste & overflow 16" x 35" Front Overflow only | 1 3/8" |
| C | Total length | 60" |
| D | Total width | 32" |
| E | Bathing well length | 49 1/4" |
| F | Bathing well width | 21 1/8" |
| G | Deck width (skirt side) | 3 3/4" |
| H | Deck width at drain end | 2 1/8" |
| I | Height from bottom of bath to top deck | 20" |
| J | Maximum water level Maximum water level with AromaFlow | 14 1/2" 13 13/16" |
| K | Slope of backrest | 17° |
| L | Deck width overflow side | 2 1/8" |
| M | Outside edge to center drain | 15 1/8" |
| N | Tile flange height | 1" |

- A** AromaCloud® position
- C** Control position when factory-installed (Mia® or DOT)
- Indicates heated backrest (TMU)
- ☞ Indicates WarmTouchShell® position (TUB)

TECHNICAL SPECIFICATIONS

| | |
|----------------------------------|--|
| Hot water supply required | The hot water supply should be 70% or more of the bath's total water capacity. |
| Turbine | Access to the pump must be at least 18" x 22". Standard connection is 20 A, 120 V, 60 Hz , dedicated line with a Ground-Fault Circuit Interrupter (GFCI). For any additional option, a second line is needed 15 A, 120 V, 60 Hz , dedicated line with a GFCI. Air vent necessary: 2" x 4" minimum. |
| Others | <ul style="list-style-type: none"> - The Geysair® is located on the same side as the heated backrest. It must NOT be relocated. It must be connected to the hot water supply and be accessible (provide access). - The turbine must be remotely installed. - Citti bathtubs include an integrated tile flange, specify right or left. - The water level will be lower when an AromaFlow is installed. |

Our products must be installed by certified professionals only and according to our Owner's Manual as well as federal, provincial/state and local building codes and regulations (www.bainultra.com/dealers/dealer-documentation-and-catalog).

The specifications shown indicate the outer edge dimension and the inside bathing capacity dimension measured at air jets' height. The manufacturer accepts a 1/4" [0.64 cm] variance. There are variations on each product and specifications are subject to change as we improve upon our product as required. The dimensions needed for site preparation and structure building will differ. BainUltra® assumes no responsibility for preparatory work done prior to the product being on site.

| | |
|--------------------------------|----------|
| Approx. shipping weight | 125 lb |
| Turbine power | 550 W |
| Air heater | 600 W |
| WARRANTY | |
| Controls-LED-Geysair* | 5 years |
| Bath & turbine* | 20 years |

* Some restrictions apply | www.bainultra.com/warranty

CITTI 6032 TRIO WITH INSERT

60" x 32" x 20"

Citti® is derived from sanskrit for "free spirit." At the same time, the name evokes today's great cities: these are the perfect baths for urban living.

PRODUCT NO.

| MODEL | TMU | TUB |
|-------------------------|--------------|--------------|
| Std 1 1/2" deck – Left | BCTDRAJLT-XX | BCTDRAJLN-XX |
| Std 1 1/2" deck – Right | BCTDRAJRT-XX | BCTDRAJRN-XX |
| Slim deck – Left | BCTDRAKLT-XX | BCTDRAKLN-XX |
| Slim deck – Right | BCTDRAKRT-XX | BCTDRAKRN-XX |

THERMOMASSEUR (TMU)

Hydro-thermo massage • Air jet system

\$4,920

| | |
|--|----------|
| Jets | 42 |
| 1 heated backrest | Included |
| Mia® Control | Included |
| BU-Touch Control Application BUTOUCH | \$430 |
| Geysair® | Included |
| AromaCloud® BAROMAC | \$490 |
| AromaFlow** BAROMAF NEW | \$950 |
| Illuzio Chromatherapy BCHRO6 | \$925 |

TUB

Soaker

\$2,560

| | |
|--|-----------------------|
| AromaCloud® BAROMAC | \$490 |
| AromaFlow** BAROMAF NEW | \$950 |
| Illuzio Chromatherapy BCHRO6 | \$925 |
| WarmTouchShell® BWTS | \$1,125 |
| DOT control | Included with therapy |

FEATURES

| | |
|---|----------------------|
| Installation type | Alcove (3 walls) |
| No. of bathers | 2 |
| US gallons | 50 |
| Imp. gallons | 42 |
| INTEGRATED WASTE & OVERFLOW BOVERINI-XX p. 10 | |
| White 01 , Biscuit 02 , Chrome 07 , Brushed Nickel 09 , Polished Nickel 10 , Matte White with UltraVelour finish 32 | Installed & Included |
| STANDARD COLOR p. 13 | |
| White 01 Biscuit 02 | Included |

Std 1 1/2" deck

OPTIONS (UPCHARGE APPLICABLE)

FINISH p.6

UltraVelour Matte Finish (white only) [BVEL1](#) \$650

CONTROL (TMU only) p.9

MiaPlus** [BMIAP2-XX](#) \$285

UNIVERSAL ARMRESTS [BGBGU-XX](#) p.12

White [01](#) \$750

SKIRT MULTIFIT (standard 1 1/2" deck only) [BSMUL-XX](#) p.243

White [01](#), Biscuit [02](#) \$600

INTEGRATED WASTE & OVERFLOW [BOVERINI-XX](#) p.10

Matte Black [19](#), Satin Brass [18](#) \$120

IF REQUIRED BY CONSTRUCTION CODE

Brass waste & overflow kit [BDRCOB](#) \$240

Brass waste kit [BDRCB](#) \$60



Turbine must be remotely installed in certain conditions. With the Control installed on the deck, a complete shower door cannot be installed. Faucets must be wall-mounted.


Don't forget to specify the **finish of the integrated waste & overflow**.

* The MiaPlus® Control is included when purchasing Chromatherapy on a TMU.

** When ordering an AromaFlow, an Integrated waste & overflow is mandatory (Included). Specify the finish of the waste.

TO ORDER

Complete the **ORDER FORM** in the [bainultra.com/interactive-price-list](#) or on [bainultra.com/extranet](#) or send your PO to orderdesk@bainultra.com

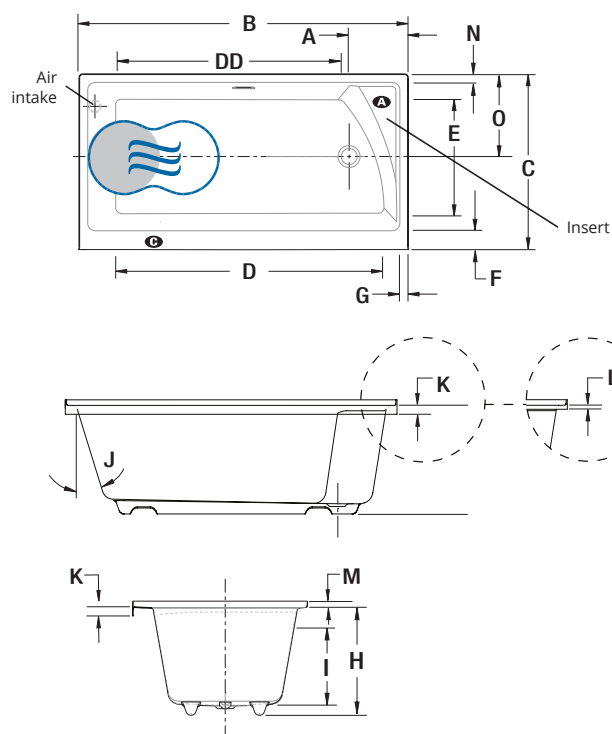


CITTI 6032 TRIO WITH INSERT



The insert can be positioned on either the right or left side of the bath to hold the AromaCloud® or soap and shampoo.

INSTALLATION



| LETTER | DESCRIPTION | MEASURE |
|--------|---|----------------------|
| A | Outside edge to center drain | 10 7/8" |
| B | Total length | 60" |
| C | Total width | 32" |
| D | Bathing well length | 49 1/4" |
| DD | Bathing well length - insert side | 42 5/8" |
| E | Bathing well width | 21 1/8" |
| F | Deck width (skirt side) | 3 3/4" |
| G | Deck width at drain end | 2 1/8" |
| H | Height from bottom of bath to top deck | 20" |
| I | Maximum water level Maximum water level with AromaFlow | 14 1/2" 13 13/16" |
| J | Slope of backrest | 17° |
| K | Height from bottom of deck to top standard deck | 1 1/2" |
| L | Height from bottom of deck to top slim deck | 1/2" |
| M | Tile flange height | 1" |
| N | Deck width overflow side | 2 1/8" |
| O | Outside edge to center drain | 15 1/8" |

- A** AromaCloud® position
- C** Control position when factory-installed (Mia® or DOT)
- Indicates heated backrest (TMU)
- ☞ Indicates WarmTouchShell® position (TUB)

TECHNICAL SPECIFICATIONS

| | |
|----------------------------------|--|
| Hot water supply required | The hot water supply should be 70% or more of the bath's total water capacity. |
| Turbine | Access to the pump must be at least 18" x 22". Standard connection is 20 A, 120 V, 60 Hz, dedicated line with a Ground-Fault Circuit Interrupter (GFCI). For any additional option, a second line is needed 15 A, 120 V, 60 Hz, dedicated line with a GFCI. Air vent necessary: 2" x 4" minimum. |
| Others | <ul style="list-style-type: none"> - The Geysair® is located on the same side as the heated backrest. It must NOT be relocated. It must be connected to the hot water supply and be accessible (provide access). - The turbine must be remotely installed. - Citti bathtubs include an integrated tile flange, specify right or left. - Insert can be installed on right or left side. - The water level will be lower when an AromaFlow is installed. |

Our products must be installed by certified professionals only and according to our Owner's Manual as well as federal, provincial/state and local building codes and regulations (www.bainultra.com/dealers/dealer-documentation-and-catalog).

The specifications shown indicate the outer edge dimension and the inside bathing capacity dimension measured at air jets' height. The manufacturer accepts a 1/4" [0.64 cm] variance. There are variations on each product and specifications are subject to change as we improve upon our product as required. The dimensions needed for site preparation and structure building will differ. BainUltra® assumes no responsibility for preparatory work done prior to the product being on site.

| | |
|--------------------------------|----------|
| Approx. shipping weight | 125 lb |
| Turbine power | 550 W |
| Air heater | 600 W |
| WARRANTY | |
| Controls-LED-Geysair* | 5 years |
| Bath & turbine* | 20 years |

* Some restrictions apply | www.bainultra.com/warranty

CITTI 6032 TRIO WITHOUT INSERT

60" x 32" x 20"

Citti® is derived from sanskrit for "free spirit." At the same time, the name evokes today's great cities: these are the perfect baths for urban living.



PRODUCT NO.

| MODEL | TMU | TUB |
|--|--------------|--------------|
| Std 1 1/2" deck - Left | BCTDRA0LT-XX | BCTDRA0LN-XX |
| Std 1 1/2" deck - Right | BCTDRA0RT-XX | BCTDRA0RN-XX |
| Slim deck - Left | BCTDRA1LT-XX | BCTDRA1LN-XX |
| Slim deck - Right | BCTDRA1RT-XX | BCTDRA1RN-XX |
| Front Overflow - Std 1 1/2" deck - Left | BC2DRA0LT-XX | BC2DRA0LN-XX |
| Front Overflow - Std 1 1/2" deck - Right | BC2DRA0RT-XX | BC2DRA0RN-XX |
| Front Overflow - Slim deck Left | BC2DRA1LT-XX | BC2DRA1LN-XX |
| Front Overflow - Slim deck Right | BC2DRA1RT-XX | BC2DRA1RN-XX |

THERMOMASSEUR (TMU)

Hydro-thermo massage • Air jet system

\$4,665

| | |
|---|----------|
| Jets | 44 |
| 1 heated backrest | Included |
| Mia® Control | Included |
| BU-Touch Control Application BUTOUCH | \$430 |
| Geysair® | Included |
| AromaCloud® BAROMAC | \$490 |
| AromaFlow*** BAROMAF NEW | \$950 |
| Illuzio Chromatherapy BCHRO6 | \$925 |

TUB

Soaker

\$2,315

| | |
|--|-----------------------|
| AromaCloud® BAROMAC | \$490 |
| AromaFlow*** BAROMAF NEW | \$950 |
| Illuzio Chromatherapy BCHRO6 | \$925 |
| WarmTouchShell® BWTS | \$1,125 |
| DOT control | Included with therapy |

FEATURES

| | |
|--|------------------|
| Installation type | Alcove (3 walls) |
| No. of bathers | 53 |
| Integrated tile flange (specify right or left) | Included |
| | Imp. gallons |
| | 44 |

INTEGRATED WASTE & OVERFLOW **BOVERINI-XX** p. 10

| | |
|---|---------------|
| White 01 , Biscuit 02 , Chrome 07 , Brushed Nickel 09 , Polished Nickel 10 , Matte White with UltraVelour finish 32 | Inst. & Incl. |
|---|---------------|

STANDARD COLOR p. 13

| | | |
|-----------------|-------------------|----------|
| White 01 | Biscuit 02 | Included |
|-----------------|-------------------|----------|

Std 1 1/2" deck with optional Multifit skirt

OPTIONS (UPCHARGE APPLICABLE)

FINISH p.6

| | |
|--|-------|
| UltraVelour Matte Finish (white only) BVEL1 | \$650 |
|--|-------|

CONTROL (TMU only) p.9

| | |
|-----------------------------|-------|
| MiaPlus*** BMIAP2-XX | \$285 |
|-----------------------------|-------|

UNIVERSAL ARMRESTS **BGBGU-XX** p.12

| | |
|-----------------|-------|
| White 01 | \$750 |
|-----------------|-------|

SKIRT MULTIFIT (standard 1 1/2" deck only) **BSMUL-XX** p.243

| | |
|-------------------------------------|-------|
| White 01 , Biscuit 02 | \$600 |
|-------------------------------------|-------|

INTEGRATED WASTE & OVERFLOW **BOVERINI-XX** p.10

| | |
|---|-------|
| Matte Black 19 , Satin Brass 18 | \$120 |
|---|-------|

WASTE & OVERFLOW 16" x 35"*** **BOVER16-XX** p.10

| | |
|--|-------|
| Chrome 07 | \$260 |
| White 01 , Biscuit 02 | \$290 |
| Brushed Nickel 09 , Polished Nickel 10 , Oil-rubbed Bronze 11 | \$400 |

IF REQUIRED BY CONSTRUCTION CODE

| | |
|---|-------|
| Brass waste & overflow kit BDRCOB | \$240 |
| Brass waste kit BDRCB | \$60 |
| 16" x 35" Cable driven brass waste & overflow kit* BOVERBR | \$240 |



Turbine must be remotely installed. With the AromaCloud® and/or Control on the deck, a complete shower door cannot be installed. Faucets must be wall-mounted.

Don't forget to specify the **finish of the integrated waste & overflow**.

* Only for models with front overflow.

** The MiaPlus® Control is included when purchasing Chromatherapy on a TMU.

*** When ordering an AromaFlow, an Integrated waste & overflow is mandatory (Included). Specify the finish of the waste.

TO ORDER

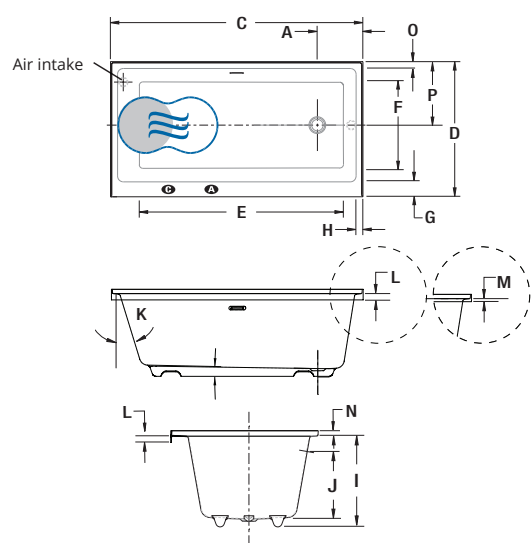
Complete the **ORDER FORM** in the bainultra.com/interactive-price-list or on bainultra.com/extranet or send your PO to orderdesk@bainultra.com



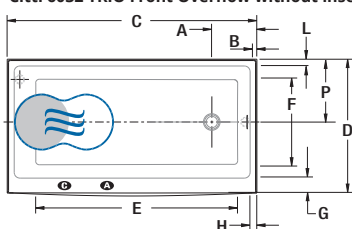
CITTI 6032 TRIO WITHOUT INSERT



INSTALLATION



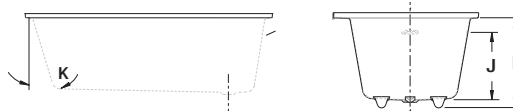
Citti 6032 TRIO Front Overflow without insert



| LETTER | DESCRIPTION | MEASURE |
|--------|--|----------------------|
| A | Outside edge to center drain (integrated waste & overflow) | 10 7/8" |
| B | Outside edge to center of drain hole Waste & overflow 16" x 35" Front Overflow only | 1 3/8" |
| C | Total length | 60" |
| D | Total width | 32" |
| E | Bathing well length | 49 1/4" |
| F | Bathing well width | 21 1/8" |
| G | Deck width (skirt side) | 3 3/4" |
| H | Deck width at drain end | 2 1/8" |
| I | Height from bottom of bath to top deck | 20" |
| J | Maximum water level Maximum water level with AromaFlow | 14 1/2" 13 13/16" |
| K | Slope of backrest | 17° |
| L | Height from bottom of deck to top standard deck | 1 1/2" |
| M | Height from bottom of deck to top slim deck | 1/2" |
| N | Tile flange height | 1" |
| O | Deck width overflow side | 2 1/8" |
| P | Outside edge to center drain | 15 1/8" |

- A** AromaCloud® position
C Control position when factory-installed (Mia® or DOT)

- Indicates heated backrest (TMU)
 Indicates WarmTouchShell® position (TUB)



TECHNICAL SPECIFICATIONS

| | |
|----------------------------------|--|
| Hot water supply required | The hot water supply should be 70% or more of the bath's total water capacity. |
| Turbine | Access to the pump must be at least 18" x 22". Standard connection is 20 A, 120 V, 60 Hz, dedicated line with a Ground-Fault Circuit Interrupter (GFCI). For any additional option, a second line is needed 15 A, 120 V, 60 Hz, dedicated line with a GFCI. Air vent necessary: 2" x 4" minimum. |
| Others | <ul style="list-style-type: none"> The Geysair® is located on the same side as the heated backrest. It must NOT be relocated. It must be connected to the hot water supply and be accessible (provide access). The turbine must be remotely installed. Citti bathtubs include an integrated tile flange, specify right or left. The water level will be lower when an AromaFlow is installed. |

Our products must be installed by certified professionals only and according to our Owner's Manual as well as federal, provincial/state and local building codes and regulations (www.bainultra.com/dealers/dealer-documentation-and-catalog).

The specifications shown indicate the outer edge dimension and the inside bathing capacity dimension measured at air jets' height. The manufacturer accepts a 1/4" [0.64 cm] variance. There are variations on each product and specifications are subject to change as we improve upon our product as required. The dimensions needed for site preparation and structure building will differ. BainUltra® assumes no responsibility for preparatory work done prior to the product being on site.

| | |
|--------------------------------|----------|
| Approx. shipping weight | 125 lb |
| Turbine power | 550 W |
| Air heater | 600 W |
| WARRANTY | |
| Controls-LED-Geysair* | 5 years |
| Bath & turbine* | 20 years |

* Some restrictions apply | www.bainultra.com/warranty

ELEGANCIA 6636

66" x 36" x 21"

With shapes and lines that take us back to the Victorian era, this collection transcends time, fitting right in with today's styles.

Contour C13

PRODUCT NO.

| MODEL | TMU | TUB |
|-------|--------------|--------------|
| C10 | BELLRDA0T-XX | BELLRDA0N-XX |
| C11 | BELLODB0T-XX | BELLODB0N-XX |
| C13 | BELLODD0T-XX | BELLODD0N-XX |
| C14 | BELLODE0T-XX | BELLODE0N-XX |

THERMOMASSEUR (TMU)

Hydro-thermo massage • Air jet system

\$6,330

| | |
|---|----------|
| Jets | 36 |
| 1 heated backrest | Included |
| MiaPlus® Control | Included |
| BU-Touch Control Application BUTOUCH | \$430 |
| Geysair® | Included |
| AromaCloud® BAROMAC | \$490 |
| AromaFlow*** BAROMAF NEW | \$950 |
| Illuzio Chromatherapy BCHRO6 | \$925 |
| 2 nd heated backrest (WTS-1 zone) BSHB | \$1,125 |

TUB Soaker

\$3,135

| | |
|---------------------------------------|-----------------------|
| AromaCloud® BAROMAC | \$490 |
| AromaFlow*** BAROMAF NEW | \$950 |
| Illuzio Chromatherapy BCHRO6 | \$925 |
| WarmTouchShell® BWTS | \$1,125 |
| DOT control | Included with therapy |
| 2 nd WarmTouchShell® BWTS2 | \$370 |

FEATURES

| | |
|-------------------|---------|
| Installation type | Drop-in |
| No. of bathers | 2 |
| US gallons | 46 |
| Imp. gallons | 38 |

STANDARD COLOR p. 13

| | | |
|----------|------------|----------|
| White 01 | Biscuit 02 | Included |
|----------|------------|----------|

OPTIONS (UPCHARGE APPLICABLE)

GRAB BARS p. 12

CLEAR ACRYLIC*
BGBG10-XX

| | |
|--------------------|------|
| Chrome 07 | \$60 |
| Brushed Nickel 09 | \$60 |
| Polished Nickel 10 | N/A |

WASTE & OVERFLOW p. 10

D13
BOVER
D13-XX

D14**
BOVER
D14-XX

INTE-GRATED***
BOVERIN-XX

| | | | |
|---------------------------------------|-------|-------|-------|
| Chrome 07 | \$490 | \$250 | \$235 |
| White 01, Biscuit 02 | N/A | \$265 | \$235 |
| Brushed Nickel 09, Polished Nickel 10 | \$500 | \$270 | \$235 |
| Unplated 00, Oil-rubbed Bronze 11 | \$500 | N/A | N/A |
| Matte Black 19, Satin Brass 18 | N/A | N/A | \$355 |



Don't forget to select a contour among the 4 available to choose from.

* Specify insert finish. With Chrome or Brushed Nickel inserts.

** Piping is not included for the waste & overflow D14.

*** Only when ordering an AromaFlow; an Integrated waste & overflow is mandatory (Upcharge). Specify the finish of the waste. With the AromaFlow, the included Grab Bars can not be installed.


TO ORDER

Complete the **ORDER FORM** in the bainultra.com/interactive-price-list or on bainultra.com/extranet or send your PO to orderdesk@bainultra.com



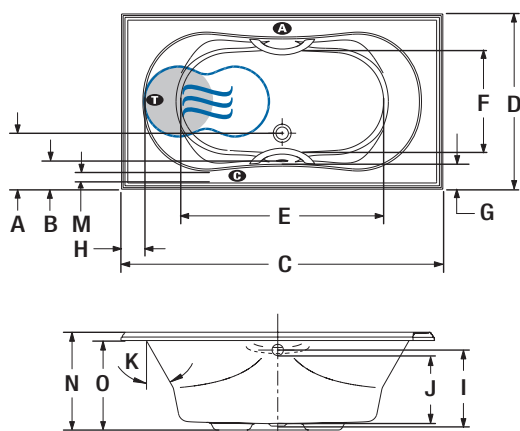
Contour C13

ELEGANCIA 6636



Contour C13

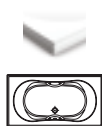
INSTALLATION



| LETTER | DESCRIPTION | MEASURE |
|--------|--|----------------------|
| A | Outside edge to center drain | 11 1/2" |
| B | Outside edge to overflow | 5 1/2" |
| C | Total length | 66" |
| D | Total width | 36" |
| E | Bathing well length | 42" |
| F | Bathing well width | 21 3/8" |
| G | Deck width (widest point) | 5 1/4" |
| H | Deck width at backrest end | 4 3/4" |
| I | Height from bottom of drain to center of overflow | 16" |
| J | Maximum water level (Waste & overflow 16" x 35") Maximum water level with AromaFlow | 14 5/16" 14 5/16" |
| K | Slope of backrests | 30° |

- A** AromaCloud® position
- G** Control position when factory-installed (Mia® or DOT)
- T** Turbine position (TMU)
- Indicates heated backrest (TMU)
- ☞ Indicates WarmTouchShell® position (TUB)

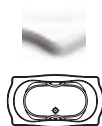
CHOOSE YOUR CONTOUR



Drop-in C10



Drop-in C11



Drop-in C13



Drop-in C14

| LETTER | M | N | O |
|-------------|------------------------------|--|--|
| DESCRIPTION | Deck width (narrowest point) | Height from bottom of bath to top deck | Height from bottom of bath to bottom of deck |
| C10 | 3 1/4" | 20 3/4" | 18 1/4" |
| C11 | 3 1/2" | 20 5/8" | 17 5/8" |
| C13 | 3 5/8" | 20 5/8" | 18 5/8" |
| C14 | 3 1/4" | 20 3/4" | 18 1/4" |

TECHNICAL SPECIFICATIONS

| | |
|----------------------------------|---|
| Hot water supply required | The hot water supply should be 70% or more of the bath's total water capacity. |
| Turbine | Access to the pump must be at least 18" x 22". Standard connection is 20 A, 120 V, 60 Hz, dedicated line with a Ground-Fault Circuit Interrupter (GFCI). For any additional option, a second line is needed 15 A, 120 V, 60 Hz, dedicated line with a GFCI. Air vent necessary: 2" x 4" minimum. |
| Others | - The Geysair® is located on the same side as the heated backrest. It must NOT be relocated . It must be connected to the hot water supply and be accessible (provide access). |

Our products must be installed by certified professionals only and according to our Owner's Manual as well as federal, provincial/state and local building codes and regulations (www.bainultra.com/dealers/dealer-documentation-and-catalog).

| | |
|--------------------------------|-----------------------------|
| Cutting template | # 90000044 (C11, C13 & C14) |
| Approx. shipping weight | 135 lb |
| Turbine power | 550 W |
| Air heater | 600 W |
| WARRANTY | |
| Controls-LED-Geysair* | 5 years |
| Bath & turbine* | 20 years |

* Some restrictions apply | www.bainultra.com/warranty

The specifications shown indicate the outer edge dimension and the inside bathing capacity dimension measured at air jets' height. The manufacturer accepts a 1/4" [0.64 cm] variance. There are variations on each product and specifications are subject to change as we improve upon our product as required. The dimensions needed for site preparation and structure building will differ. BainUltra® assumes no responsibility for preparatory work done prior to the product being on site.

ELEGANCIA 6642

66" x 42" x 21"

With shapes and lines that take us back to the Victorian era, this collection transcends time, fitting right in with today's styles.

PRODUCT NO.

| MODEL | TMU | TUB |
|-------|--------------|--------------|
| C10 | BELNRDA0T-XX | BELNRDA0N-XX |
| C11 | BELNODB0T-XX | BELNODB0N-XX |
| C13 | BELNODD0T-XX | BELNODD0N-XX |
| C14 | BELNODE0T-XX | BELNODE0N-XX |

THERMOMASSEUR (TMU)

Hydro-thermo massage • Air jet system

\$6,455

| | |
|---------------------------------------|----------|
| Jets | 38 |
| 1 heated backrest | Included |
| MiaPlus® Control | Included |
| BU-Touch Control Application BUTOUCH | \$430 |
| Geysair® | Included |
| AromaCloud® BAROMAC | \$490 |
| AromaFlow*** BAROMAF NEW | \$950 |
| Illuzio Chromatherapy BCHRO6 | \$925 |
| 2nd heated backrest (WTS-1 zone) BSHB | \$1,125 |

TUB Soaker

\$3,205

| | |
|---------------------------------|-----------------------|
| AromaCloud® BAROMAC | \$490 |
| AromaFlow*** BAROMAF NEW | \$950 |
| Illuzio Chromatherapy BCHRO6 | \$925 |
| WarmTouchShell® BWTS | \$1,125 |
| DOT control | Included with therapy |
| 2nd WarmTouchShell® BWTS2 | \$370 |

FEATURES

| | |
|-------------------|---------|
| Installation type | Drop-in |
| No. of bathers | 2 |
| US gallons | 53 |
| Imp. gallons | 44 |

STANDARD COLOR p. 13

| | | |
|----------|------------|----------|
| White 01 | Biscuit 02 | Included |
|----------|------------|----------|

OPTIONS (UPCHARGE APPLICABLE)

GRAB BARS p. 12

CLEAR ACRYLIC*
BGBG10-XX

| | |
|--------------------|------|
| Chrome 07 | \$60 |
| Brushed Nickel 09 | \$60 |
| Polished Nickel 10 | N/A |

WASTE & OVERFLOW p. 10

D13
BOVER
D13-XX

D14**
BOVER
D14-XX

INTE-GRATED***
BOVERIN-XX

| | | | |
|---------------------------------------|-------|-------|-------|
| Chrome 07 | \$490 | \$250 | \$235 |
| White 01, Biscuit 02 | N/A | \$265 | \$235 |
| Brushed Nickel 09, Polished Nickel 10 | \$500 | \$270 | \$235 |
| Unplated 00, Oil-rubbed Bronze 11 | \$500 | N/A | N/A |
| Matte Black 19, Satin Brass 18 | N/A | N/A | \$355 |



Don't forget to select a contour among the 4 available to choose from.

* Specify insert finish. With Chrome or Brushed Nickel inserts.

** Piping is not included for the waste & overflow D14.

*** Only when ordering an AromaFlow; an Integrated waste & overflow is mandatory (Upcharge). Specify the finish of the waste. With the AromaFlow, the included Grab Bars can not be installed.


TO ORDER

Complete the **ORDER FORM** in the bainultra.com/interactive-price-list or on bainultra.com/extranet or send your PO to orderdesk@bainultra.com



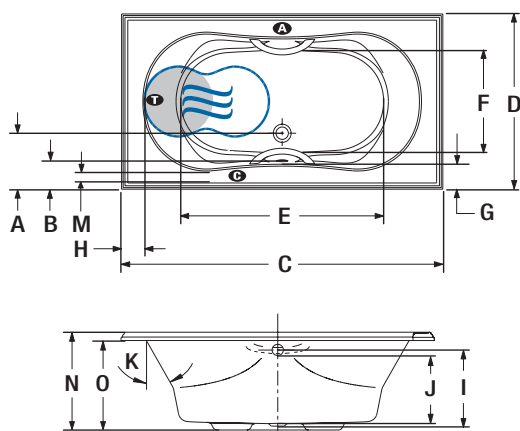
Contour C10

ELEGANCIA 6642



Contour C10

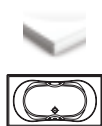
INSTALLATION



| LETTER | DESCRIPTION | MEASURE |
|--------|--|----------------------|
| A | Outside edge to center drain | 12 1/2" |
| B | Outside edge to overflow | 6 1/2" |
| C | Total length | 66" |
| D | Total width | 42" |
| E | Bathing well length | 41 3/4" |
| F | Bathing well width | 25 3/8" |
| G | Deck width (widest point) | 6 1/8" |
| H | Deck width at backrest end | 4 3/4" |
| I | Height from bottom of drain to center of overflow | 16" |
| J | Maximum water level (Waste & overflow 16" x 35") Maximum water level with AromaFlow | 14 5/16" 14 5/16" |
| K | Slope of backrests | 30° |

- A** AromaCloud® position
- G** Control position when factory-installed (Mia® or DOT)
- T** Turbine position (TMU)
- Indicates heated backrest (TMU)
- ☞ Indicates WarmTouchShell® position (TUB)

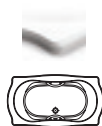
CHOOSE YOUR CONTOUR



Drop-in C10



Drop-in C11



Drop-in C13



Drop-in C14

| LETTER | M | N | O |
|-------------|------------------------------|--|--|
| DESCRIPTION | Deck width (narrowest point) | Height from bottom of bath to top deck | Height from bottom of bath to bottom of deck |
| C10 | 2 7/8" | 20 3/4" | 18" |
| C11 | 3 1/4" | 20 5/8" | 17 1/8" |
| C13 | 2 5/8" | 20 5/8" | 18 5/8" |
| C14 | 2 3/4" | 20 3/4" | 18" |

TECHNICAL SPECIFICATIONS

| | | | |
|--|--|--------------------------------|-----------------------------|
| Hot water supply required | The hot water supply should be 70% or more of the bath's total water capacity. | Cutting template | # 90000043 (C11, C13 & C14) |
| Turbine | Access to the pump must be at least 18" x 22". Standard connection is 20 A, 120 V, 60 Hz , dedicated line with a Ground-Fault Circuit Interrupter (GFCI). For any additional option, a second line is needed 15 A, 120 V, 60 Hz , dedicated line with a GFCI. Air vent necessary: 2" x 4" minimum. | Approx. shipping weight | 140 lb |
| Others | - The Geysair® is located on the same side as the heated backrest. It must NOT be relocated . It must be connected to the hot water supply and be accessible (provide access). | Turbine power | 550 W |
| Our products must be installed by certified professionals only and according to our Owner's Manual as well as federal, provincial/state and local building codes and regulations (www.bainultra.com/dealers/dealer-documentation-and-catalog). | | Air heater | 600 W |
| | | WARRANTY | |
| | | Controls-LED-Geysair* | 5 years |
| | | Bath & turbine* | 20 years |

* Some restrictions apply | www.bainultra.com/warranty

The specifications shown indicate the outer edge dimension and the inside bathing capacity dimension measured at air jets' height. The manufacturer accepts a 1/4" [0.64 cm] variance. There are variations on each product and specifications are subject to change as we improve upon our product as required. The dimensions needed for site preparation and structure building will differ. BainUltra® assumes no responsibility for preparatory work done prior to the product being on site.

ELEGANCIA 7236

72" x 36" x 21"

With shapes and lines that take us back to the Victorian era, this collection transcends time, fitting right in with today's styles.



Contour C14

PRODUCT NO.

| MODEL | TMU | TUB |
|-------|--------------|--------------|
| C10 | BELSRDA0T-XX | BELSRDA0N-XX |
| C11 | BELSODB0T-XX | BELSODB0N-XX |
| C13 | BELSODD0T-XX | BELSODD0N-XX |
| C14 | BELSODE0T-XX | BELSODE0N-XX |

THERMOMASSEUR (TMU)

Hydro-thermo massage • Air jet system

\$6,500

| | |
|---|----------|
| Jets | 38 |
| 1 heated backrest | Included |
| MiaPlus® Control | Included |
| BU-Touch Control Application BUTOUCH | \$430 |
| Geysair® | Included |
| AromaCloud® BAROMAC | \$490 |
| AromaFlow*** BAROMAF NEW | \$950 |
| Illuzio Chromatherapy BCHRO6 | \$925 |
| 2 nd heated backrest (WTS-1 zone) BSHB | \$1,125 |

TUB

Soaker

\$3,270

| | |
|---------------------------------------|-----------------------|
| AromaCloud® BAROMAC | \$490 |
| AromaFlow*** BAROMAF NEW | \$950 |
| Illuzio Chromatherapy BCHRO6 | \$925 |
| WarmTouchShell® BWTS | \$1,125 |
| DOT control | Included with therapy |
| 2 nd WarmTouchShell® BWTS2 | \$370 |

FEATURES

| | |
|-------------------|---------|
| Installation type | Drop-in |
| No. of bathers | 2 |
| US gallons | 52 |
| Imp. gallons | 44 |

STANDARD COLOR p. 13

| | | |
|----------|------------|----------|
| White 01 | Biscuit 02 | Included |
|----------|------------|----------|

OPTIONS (UPCHARGE APPLICABLE)

GRAB BARS p. 12

CLEAR ACRYLIC*
BGBG10-XX

| | |
|--------------------|------|
| Chrome 07 | \$60 |
| Brushed Nickel 09 | \$60 |
| Polished Nickel 10 | N/A |

WASTE & OVERFLOW p. 10

D13
BOVER
D13-XX

D14**
BOVER
D14-XX

INTE-
GRATED***
BOVERIN-XX

| | | | |
|---------------------------------------|-------|-------|-------|
| Chrome 07 | \$490 | \$250 | \$235 |
| White 01, Biscuit 02 | N/A | \$265 | \$235 |
| Brushed Nickel 09, Polished Nickel 10 | \$500 | \$270 | \$235 |
| Unplated 00, Oil-rubbed Bronze 11 | \$500 | N/A | N/A |
| Matte Black 19, Satin Brass 18 | N/A | N/A | \$355 |



Don't forget to select a contour among the 4 available to choose from.

* Specify insert finish. With Chrome or Brushed Nickel inserts.

** Piping is not included for the waste & overflow D14.

*** Only when ordering an AromaFlow; an Integrated waste & overflow is mandatory (Upcharge). Specify the finish of the waste. With the AromaFlow, the included Grab Bars can not be installed.

TO ORDER

Complete the **ORDER FORM** in the bainultra.com/interactive-price-list or on bainultra.com/extranet or send your PO to orderdesk@bainultra.com



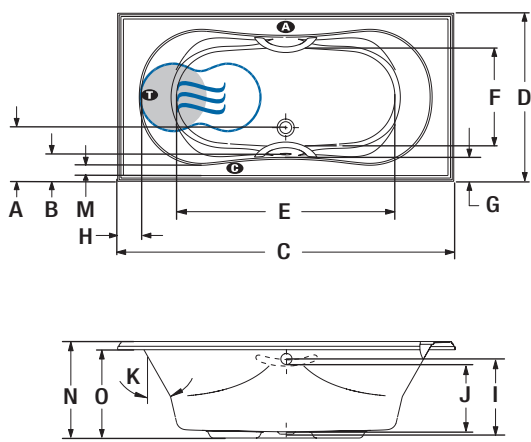
Contour C14

ELEGANCIA 7236



Contour C14

INSTALLATION



| LETTER | DESCRIPTION | MEASURE |
|--------|--|----------------------|
| A | Outside edge to center drain | 11 5/8" |
| B | Outside edge to overflow | 5 5/8" |
| C | Total length | 72" |
| D | Total width | 36 1/8" |
| E | Bathing well length | 47 1/4" |
| F | Bathing well width | 21 3/8" |
| G | Deck width (widest point) | 5 1/4" |
| H | Deck width at backrest end | 5 1/8" |
| I | Height from bottom of drain to center of overflow | 16" |
| J | Maximum water level (Waste & overflow 16" x 35") Maximum water level with AromaFlow | 14 5/16" 14 5/16" |
| K | Slope of backrests | 30° |

- A** AromaCloud® position
- G** Control position when factory-installed (Mia® or DOT)
- T** Turbine position (TMU)
- Indicates heated backrest (TMU)
- ☞ Indicates WarmTouchShell® position (TUB)

CHOOSE YOUR CONTOUR



Drop-in C10



Drop-in C11



Drop-in C13



Drop-in C14

| LETTER | M | N | O |
|-------------|------------------------------|--|--|
| DESCRIPTION | Deck width (narrowest point) | Height from bottom of bath to top deck | Height from bottom of bath to bottom of deck |
| C10 | 1 7/8" | 20 3/4" | 18 1/4" |
| C11 | 1 7/8" | 20 5/8" | 17 5/8" |
| C13 | 1 1/4" | 20 5/8" | 18 5/8" |
| C14 | 1 5/8" | 20 3/4" | 18 1/4" |

TECHNICAL SPECIFICATIONS

| | | | |
|--|--|--------------------------------|-----------------------------|
| Hot water supply required | The hot water supply should be 70% or more of the bath's total water capacity. | Cutting template | # 90000042 (C11, C13 & C14) |
| Turbine | Access to the pump must be at least 18" x 22". Standard connection is 20 A, 120 V, 60 Hz , dedicated line with a Ground-Fault Circuit Interrupter (GFCI). For any additional option, a second line is needed 15 A, 120 V, 60 Hz , dedicated line with a GFCI. Air vent necessary: 2" x 4" minimum. | Approx. shipping weight | 137 lb |
| Others | - The Geysair® is located on the same side as the heated backrest. It must NOT be relocated . It must be connected to the hot water supply and be accessible (provide access). | Turbine power | 550 W |
| Our products must be installed by certified professionals only and according to our Owner's Manual as well as federal, provincial/state and local building codes and regulations (www.bainultra.com/dealers/dealer-documentation-and-catalog). | | Air heater | 600 W |
| | | WARRANTY | |
| | | Controls-LED-Geysair* | 5 years |
| | | Bath & turbine* | 20 years |

* Some restrictions apply | www.bainultra.com/warranty

The specifications shown indicate the outer edge dimension and the inside bathing capacity dimension measured at air jets' height. The manufacturer accepts a 1/4" [0.64 cm] variance. There are variations on each product and specifications are subject to change as we improve upon our product as required. The dimensions needed for site preparation and structure building will differ. BainUltra® assumes no responsibility for preparatory work done prior to the product being on site.

ELEGANCIA 7242

72" x 42" x 21"

With shapes and lines that take us back to the Victorian era, this collection transcends time, fitting right in with today's styles.

ELEGANCIA®

PRODUCT NO.

| MODEL | TMU | TUB |
|-------|--------------|--------------|
| C10 | BELVRDA0T-XX | BELVRDA0N-XX |
| C11 | BELVODB0T-XX | BELVODB0N-XX |
| C13 | BELVODD0T-XX | BELVODD0N-XX |
| C14 | BELVODE0T-XX | BELVODE0N-XX |

THERMOMASSEUR (TMU)

Hydro-thermo massage • Air jet system

\$6,585

| | |
|---|----------|
| Jets | 40 |
| 1 heated backrest | Included |
| MiaPlus® Control | Included |
| BU-Touch Control Application BUTOUCH | \$430 |
| Geysair® | Included |
| AromaCloud® BAROMAC | \$490 |
| AromaFlow*** BAROMAF NEW | \$950 |
| Illuzio Chromatherapy BCHRO6 | \$925 |
| 2 nd heated backrest (WTS-1 zone) BSHB | \$1,125 |

TUB Soaker

\$3,420

| | |
|---------------------------------------|-----------------------|
| AromaCloud® BAROMAC | \$490 |
| AromaFlow*** BAROMAF NEW | \$950 |
| Illuzio Chromatherapy BCHRO6 | \$925 |
| WarmTouchShell® BWTS | \$1,125 |
| DOT control | Included with therapy |
| 2 nd WarmTouchShell® BWTS2 | \$370 |

FEATURES

| | |
|-------------------|---------|
| Installation type | Drop-in |
| No. of bathers | 2 |
| US gallons | 60 |
| Imp. gallons | 50 |

STANDARD COLOR p. 13

| | | |
|----------|------------|----------|
| White 01 | Biscuit 02 | Included |
|----------|------------|----------|

Contour C11

OPTIONS (UPCHARGE APPLICABLE)

GRAB BARS p. 12

CLEAR ACRYLIC*
BGBG10-XX

| | |
|--------------------|------|
| Chrome 07 | \$60 |
| Brushed Nickel 09 | \$60 |
| Polished Nickel 10 | N/A |

WASTE & OVERFLOW p. 10

D13
BOVER
D13-XX

D14**
BOVER
D14-XX

INTE-GRATED***
BOVERIN-XX

| | | | |
|---------------------------------------|-------|-------|-------|
| Chrome 07 | \$490 | \$250 | \$235 |
| White 01, Biscuit 02 | N/A | \$265 | \$235 |
| Brushed Nickel 09, Polished Nickel 10 | \$500 | \$270 | \$235 |
| Unplated 00, Oil-rubbed Bronze 11 | \$500 | N/A | N/A |
| Matte Black 19, Satin Brass 18 | N/A | N/A | \$355 |



Don't forget to select a contour among the 4 available to choose from.

* Specify insert finish. With Chrome or Brushed Nickel inserts.

** Piping is not included for the waste & overflow D14.

*** Only when ordering an AromaFlow; an Integrated waste & overflow is mandatory (Upcharge). Specify the finish of the waste. With the AromaFlow, the included Grab Bars can not be installed.

TO ORDER

Complete the **ORDER FORM** in the bainultra.com/interactive-price-list or on bainultra.com/extranet or send your PO to orderdesk@bainultra.com



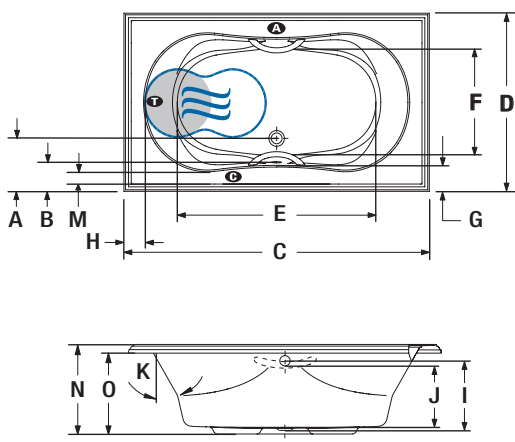
Contour C11

ELEGANCIA 7242



Contour C11

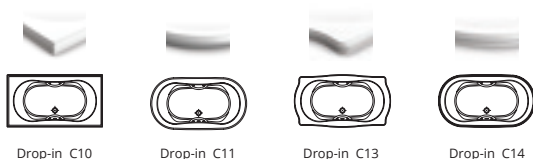
INSTALLATION



| LETTER | DESCRIPTION | MEASURE |
|--------|--|----------------------|
| A | Outside edge to center drain | 12 5/8" |
| B | Outside edge to overflow | 6 5/8" |
| C | Total length | 71 1/2" |
| D | Total width | 41 1/2" |
| E | Bathing well length | 47 1/4" |
| F | Bathing well width | 25 3/8" |
| G | Deck width (widest point) | 6 1/4" |
| H | Deck width at backrest end | 5 1/8" |
| I | Height from bottom of drain to center of overflow | 16" |
| J | Maximum water level (Waste & overflow 16" x 35") Maximum water level with AromaFlow | 14 5/16" 14 5/16" |
| K | Slope of backrests | 30° |

- A** AromaCloud® position
- G** Control position when factory-installed (Mia® or DOT)
- T** Turbine position (TMU)
- Indicates heated backrest (TMU)
- ☞ Indicates WarmTouchShell® position (TUB)

CHOOSE YOUR CONTOUR



Drop-in C10

Drop-in C11

Drop-in C13

Drop-in C14

| LETTER | M | N | O |
|-------------|------------------------------|--|--|
| DESCRIPTION | Deck width (narrowest point) | Height from bottom of bath to top deck | Height from bottom of bath to bottom of deck |
| C10 | 2 5/8" | 20 3/4" | 18" |
| C11 | 2 7/8" | 20 5/8" | 17 1/8" |
| C13 | 2" | 20 5/8" | 18 5/8" |
| C14 | 2 1/2" | 20 3/4" | 18" |

TECHNICAL SPECIFICATIONS

| | | | |
|--|---|--------------------------------|-----------------------------|
| Hot water supply required | The hot water supply should be 70% or more of the bath's total water capacity. | Cutting template | # 90000041 (C11, C13 & C14) |
| Turbine | Access to the pump must be at least 18" x 22". Standard connection is 20 A, 120 V, 60 Hz, dedicated line with a Ground-Fault Circuit Interrupter (GFCI). For any additional option, a second line is needed 15 A, 120 V, 60 Hz, dedicated line with a GFCI. Air vent necessary: 2" x 4" minimum. | Approx. shipping weight | 141 lb |
| Others | - The Geysair® is located on the same side as the heated backrest. It must NOT be relocated . It must be connected to the hot water supply and be accessible (provide access). | Turbine power | 550 W |
| Our products must be installed by certified professionals only and according to our Owner's Manual as well as federal, provincial/state and local building codes and regulations (www.bainultra.com/dealers/dealer-documentation-and-catalog). | | Air heater | 600 W |
| | | WARRANTY | |
| | | Controls-LED-Geysair* | 5 years |
| | | Bath & turbine* | 20 years |

* Some restrictions apply | www.bainultra.com/warranty

The specifications shown indicate the outer edge dimension and the inside bathing capacity dimension measured at air jets' height. The manufacturer accepts a 1/4" [0.64 cm] variance. There are variations on each product and specifications are subject to change as we improve upon our product as required. The dimensions needed for site preparation and structure building will differ. BainUltra® assumes no responsibility for preparatory work done prior to the product being on site.

ESSENCIA OVAL 7236

72" x 36" x 25"

Essencia evokes essence—the elemental aspects of the inner being.

PRODUCT NO.

| MODEL | TMU | TUB |
|-------|--------------|--------------|
| | BESSOD00T-XX | BESSOD00N-XX |

THERMOMASSEUR (TMU)

Hydro-thermo massage • Air jet system

\$6,425

| | |
|--|----------|
| Jets | 50 |
| 1 heated backrest & headrest | Included |
| MiaPlus® Control* | Included |
| BU-Touch Control Application BUTOUCH | \$430 |
| Geysair® | Included |
| AromaCloud® BAROMAC | \$490 |
| AromaFlow** BAROMAF NEW | \$950 |
| Illuzio Chromatherapy BCHRO6 | \$925 |


TUB

Soaker

\$4,525

| | |
|--|-----------------------|
| AromaCloud® BAROMAC | \$490 |
| AromaFlow** BAROMAF NEW | \$950 |
| Illuzio Chromatherapy BCHRO6 | \$925 |
| WarmTouchShell® BWTS | \$1,125 |
| DOT control | Included with therapy |

FEATURES

| | | |
|-------------------|---|-------------------------|
| Installation type | | Drop-in |
| No. of bathers |  | Inverted V |
| US gallons | 61 | Armrests |
| Imp. gallons | 51 | Grab bars (color match) |
| Raised seats | 1 | Footrest |
| | | Included |

WASTE & OVERFLOW 16" x 35" [BOVER16I-XX](#) p. 10

| | |
|---|----------------------|
| White 01 , Biscuit 02 , Chrome 07 , Brushed Nickel 09 , Polished Nickel 10 , Oil-rubbed Bronze 11 | Installed & Included |
|---|----------------------|

STANDARD COLOR p. 13

| | | |
|--|--|----------|
|  White 01 |  Biscuit 02 | Included |
|--|--|----------|

OPTIONS (UPCHARGE APPLICABLE)

FINISH p. 6

| | |
|---|-------|
| UltraVelour Matte Finish (white only) BVEL2 | \$850 |
|---|-------|

CLEAR ACRYLIC GRAB BARS [BGBG10-XX](#) p. 12

| | |
|---|------|
| With Chrome 07 or Brushed Nickel 09 inserts | \$60 |
|---|------|

INTEGRATED WASTE & OVERFLOW [BOVERIN-XX](#) p. 10

| | |
|---|-------|
| White 01 , Biscuit 02 , Chrome 07 , Brushed Nickel 09 , Polished Nickel 10 | \$235 |
| Oil-rubbed Bronze 11 | N/A |
| Matte Black 19 , Satin Brass 18 | \$355 |

IF REQUIRED BY CONSTRUCTION CODE

| | |
|---|-------|
| 16" x 35" Cable driven brass waste & overflow kit BOVERBR | \$240 |
|---|-------|



* For TMU, control must be wall mounted. Faucets cannot be installed on the deck of the bath.


** When ordering an AromaFlow, an Integrated waste & overflow is mandatory (Upcharge). Specify the finish of the waste.

TO ORDER

Complete the **ORDER FORM** in the bainultra.com/interactive-price-list or on bainultra.com/extranet or send your PO to orderdesk@bainultra.com



ESSENCIA OVAL 7236

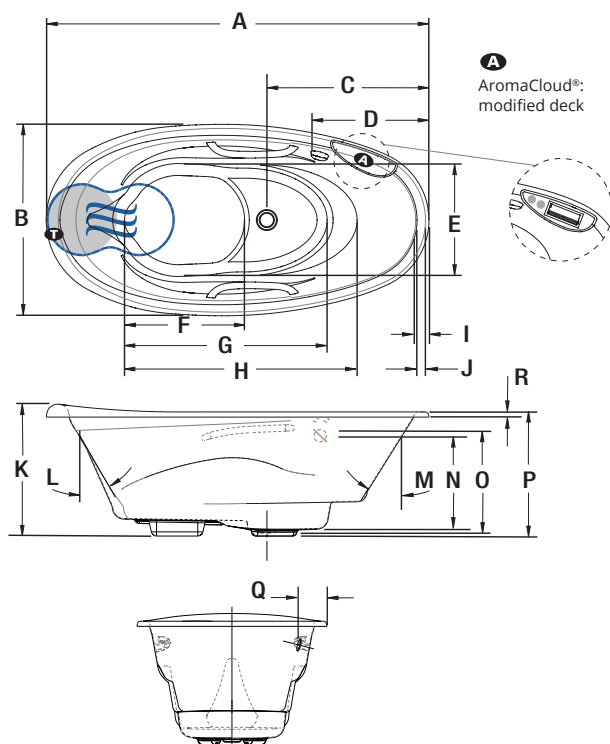


AromaCloud®



Inverted V backrest

INSTALLATION



| LETTER | DESCRIPTION | MEASURE |
|--------|---|----------|
| A | Total length | 72" |
| B | Total width | 36" |
| C | Outside edge to center drain | 30 1/2" |
| D | Outside edge to overflow | 20 1/2" |
| E | Bathing well width | 21" |
| F | Raised seat length | 22 5/8" |
| G | Bottom bathing well length | 38" |
| H | Bathing well length | 45 1/4" |
| I | Deck width (top) | 2 5/8" |
| J | Deck width (raised deck) | 1 1/2" |
| K | Total height to headrest | 24 7/8" |
| L | Slope of backrest | 30° |
| M | Slope on drain side | 32° |
| N | Maximum water level (Waste & overflow 16" x 35") | 16 5/8" |
| | Maximum water level with AromaFlow | 16 9/16" |
| O | Height from bottom of drain to center of overflow | 18 3/8" |
| P | Height from bottom of bath to top deck | 23 1/2" |
| Q | Minimum faucet dimension | 6 3/8" |
| R | Deck height at footrest | 1" |

- A** AromaCloud® position
T Turbine position (TMU)

- Indicates heated backrest (TMU)
 ☞ Indicates WarmTouchShell® position (TUB)

TECHNICAL SPECIFICATIONS

| | |
|---------------------------|---|
| Hot water supply required | The hot water supply should be 70% or more of the bath's total water capacity. |
| Turbine | Access to the pump must be at least 18" x 22". Standard connection is 20 A, 120 V, 60 Hz, dedicated line with a Ground-Fault Circuit Interrupter (GFCI). For any additional option, a second line is needed 15 A, 120 V, 60 Hz, dedicated line with a GFCI. Air vent necessary: 2" x 4" minimum. |
| Others | <ul style="list-style-type: none"> - The Geysair® is located on the same side as the heated backrest. It must NOT be relocated. It must be connected to the hot water supply and be accessible (provide access). - Faucets cannot be installed on the deck of the bath. - TMU: Control must be wall-mounted. - TUB: Dot controls are located on the side of the AromaCloud®. - The water level will be lower when an AromaFlow is installed. |

Our products must be installed by certified professionals only and according to our Owner's Manual as well as federal, provincial/state and local building codes and regulations (www.bainultra.com/dealers/dealer-documentation-and-catalog).

The specifications shown indicate the outer edge dimension and the inside bathing capacity dimension measured at air jets' height. The manufacturer accepts a 1/4" [0.64 cm] variance. There are variations on each product and specifications are subject to change as we improve upon our product as required. The dimensions needed for site preparation and structure building will differ. BainUltra® assumes no responsibility for preparatory work done prior to the product being on site.

| | |
|-------------------------|------------|
| Cutting template | # 90000056 |
| Approx. shipping weight | 146 lb |
| Turbine power | 550 W |
| Air heater | 600 W |
| WARRANTY | |
| Controls-LED-Geysair* | 5 years |
| Bath & turbine* | 20 years |

* Some restrictions apply | www.bainultra.com/warranty

ESTHESIA 6638

66" x 38" x 21"

Esthesia, the new expression of beauty in the world of therapeutic baths. Neoclassically inspired Esthesia baths boast clean, purely geometric designs.

PRODUCT NO.

| MODEL | TMU | TUB |
|------------------|--------------|--------------|
| Standard 2" deck | BEAMRD00T-XX | BEAMRD00N-XX |
| Slim deck 1/2" | BEAMRD10T-XX | BEAMRD10N-XX |

THERMOMASSEUR (TMU)

Hydro-thermo massage • Air jet system

\$5,875

| | |
|---|----------|
| Jets | 38 |
| 1 heated backrest | Included |
| MiaPlus® Control | Included |
| BU-Touch Control Application BUTOUCH | \$430 |
| Geysair® | Included |
| AromaCloud® BAROMAC | \$490 |
| AromaFlow® BAROMAF NEW | \$950 |
| Illuzio Chromatherapy BCHRO6 | \$925 |
| 2 nd heated backrest (WTS-1 zone) BSHB | \$1,125 |

TUB Soaker

\$2,975

| | |
|---|-----------------------|
| AromaCloud® BAROMAC | \$490 |
| AromaFlow® BAROMAF NEW | \$950 |
| Illuzio Chromatherapy BCHRO6 | \$925 |
| WarmTouchShell® BWTS | \$1,125 |
| DOT control | Included with therapy |
| 2 nd WarmTouchShell® BWTS2 | \$370 |

FEATURES

| | |
|-------------------|---------|
| Installation type | Drop-in |
| No. of bathers | 2 |
| US gallons | 59 |
| Imp. gallons | 49 |

INTEGRATED WASTE & OVERFLOW [BOVERINI-XX](#) p. 10

| | |
|---|----------------------|
| White 01 , Biscuit 02 , Chrome 07 , Brushed Nickel 09 , Polished Nickel 10 , Matte White with UltraVelour finish 32 | Installed & Included |
|---|----------------------|

STANDARD COLOR p. 13

| | | |
|--------------------------|----------------------------|----------|
| White 01 | Biscuit 02 | Included |
|--------------------------|----------------------------|----------|

Slim deck 1/2"

OPTIONS (UPCHARGE APPLICABLE)

FINISH p. 6

| | |
|---|-------|
| UltraVelour Matte Finish (white only) BVEL1 | \$650 |
|---|-------|

UNIVERSAL ARMRESTS [BGBGU-XX](#) p. 12

| | |
|--------------------------|-------|
| White 01 | \$750 |
|--------------------------|-------|

INTEGRATED WASTE & OVERFLOW [BOVERINI-XX](#) p. 10

| | |
|---|-------|
| Matte Black 19 , Satin Brass 18 | \$120 |
|---|-------|

IF REQUIRED BY CONSTRUCTION CODE

| | |
|---|-------|
| Brass waste & overflow kit BDRCOB | \$240 |
| Brass waste kit BDRCB | \$60 |



Don't forget to specify the **finish of the integrated waste & overflow**. Don't forget to specify the deck height (1/2" or 2").

* When ordering an AromaFlow, an Integrated waste & overflow is mandatory (Included). Specify the finish of the waste.

TO ORDER

Complete the **ORDER FORM** in the bainultra.com/interactive-price-list or on bainultra.com/extranet or send your PO to orderdesk@bainultra.com

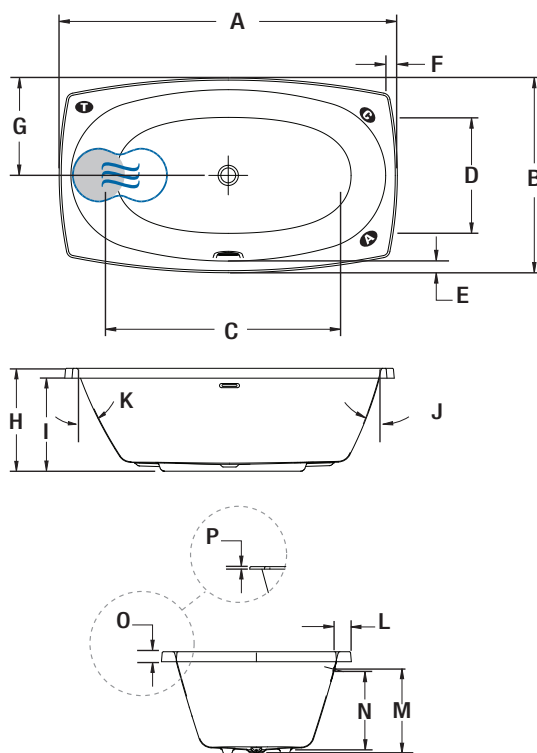


ESTHESIA 6638



Standard deck 2"

INSTALLATION



| LETTER | DESCRIPTION | MEASURE |
|--------|---|--------------------|
| A | Total length | 66" |
| B | Total width | 38" |
| C | Bathing well length | 47 3/8" |
| D | Bathing well width | 23" |
| E | Deck width (narrowest point) | 2 5/8" |
| F | Deck width at 2 nd backrest | 2 5/8" |
| G | Deck to drain center | 19" |
| H | Total height | 21" |
| I | Height from bottom of bath to bottom of standard deck 2" | 19" |
| J | Slope of 2 nd backrest | 21° |
| K | Slope of backrest | 26° |
| L | Deck to edge of overflow | 3 1/2" |
| M | Height from bottom of drain to center of overflow | 16 5/8" |
| N | Maximum water level Maximum water level with AromaFlow | 15 7/8" 15 1/8" |
| O | Height from bottom to top of deck | 2" |
| P | Height from bottom to top of slim deck | 1/2" |

- A** AromaCloud® position
- C** Control position when factory-installed (Mia® or DOT)
- T** Turbine position (TMU)
- Indicates heated backrest (TMU)
- ☞ Indicates WarmTouchShell® position (TUB)

TECHNICAL SPECIFICATIONS

| | | | |
|----------------------------------|--|--------------------------------|------------|
| Hot water supply required | The hot water supply should be 70% or more of the bath's total water capacity. | Cutting template | # 90000066 |
| Turbine | Access to the pump must be at least 18" x 22". Standard connection is 20 A, 120 V, 60 Hz, dedicated line with a Ground-Fault Circuit Interrupter (GFCI). For any additional option, a second line is needed 15 A, 120 V, 60 Hz, dedicated line with a GFCI. Air vent necessary: 2" x 4" minimum. | Approx. shipping weight | 120 lb |
| Others | <ul style="list-style-type: none"> - The Geysair® is located on the same side as the heated backrest. It must NOT be relocated. It must be connected to the hot water supply and be accessible (provide access). - The water level will be lower when an AromaFlow is installed. | Turbine power | 550 W |
| | | Air heater | 600 W |
| | | WARRANTY | |
| | | Controls-LED-Geysair* | 5 years |
| | | Bath & turbine* | 20 years |

* Some restrictions apply | www.bainultra.com/warranty

The specifications shown indicate the outer edge dimension and the inside bathing capacity dimension measured at air jets' height. The manufacturer accepts a 1/4" [0.64 cm] variance. There are variations on each product and specifications are subject to change as we improve upon our product as required. The dimensions needed for site preparation and structure building will differ. BainUltra® assumes no responsibility for preparatory work done prior to the product being on site.

INUA 6036

60" x 36" x 23"

In Inuit spirituality Inua means "everything that lives." INUA is the universal soul that unites all things in nature.



Slim deck 1/2"

PRODUCT NO.

| MODEL | TMU | TUB |
|----------------------|--------------|--------------|
| Standard 1 1/2" deck | BINFRD00T-XX | BINFRD00N-XX |
| Slim deck 1/2" | BINFRD10T-XX | BINFRD10N-XX |

THERMOMASSEUR (TMU)

Hydro-thermo massage • Air jet system

\$7,930

| | |
|--|----------|
| Jets | 46 |
| 1 heated backrest | Included |
| MiaPlus® Control | Included |
| BU-Touch Control Application BUTOUCH | \$430 |
| Geysair® | Included |
| AromaCloud® BAROMAC | \$490 |
| AromaFlow** BAROMAF NEW | \$950 |
| Illuzio Chromatherapy BCHRO6 | \$925 |


TUB

Soaker

\$4,930

| | |
|--|-----------------------|
| AromaCloud® BAROMAC | \$490 |
| AromaFlow** BAROMAF NEW | \$950 |
| Illuzio Chromatherapy BCHRO6 | \$925 |
| WarmTouchShell® BWTS | \$1,125 |
| DOT control | Included with therapy |

FEATURES

| Installation type | | | Drop-in |
|-------------------|---|--|---------|
| No. of bathers |  | Inverted V | 1 |
| US gallons | 54 | Armrests | 2 |
| Imp. gallons | 45 | Grab bars (color match) | 2 |
| Raised seats | 1 | Comfort Cushion (specify color: Grey or Black) p. 37 | 1 |

STANDARD COLOR p. 13

| | | |
|--------------------------|----------------------------|----------|
| White 01 | Biscuit 02 | Included |
|--------------------------|----------------------------|----------|

OPTIONS (UPCHARGE APPLICABLE)

FINISH p. 6

| | |
|---|-------|
| UltraVelour Matte Finish (white only) BVEL1 | \$650 |
|---|-------|

CLEAR ACRYLIC GRAB BARS [BGBG10-XX](#) p. 12

| | |
|---|------|
| With Chrome 07 or Brushed Nickel 09 inserts | \$60 |
|---|------|

WASTE & OVERFLOW p. 10

16" x 35"

[BOVER16-XX](#)

INTE-GRATED
[BOVERIN-XX](#)

| | | |
|--|-------|-------|
| Chrome 07 | \$260 | \$235 |
| White 01 , Biscuit 02 | \$290 | \$235 |
| Matte White with UltraVelour finish 32 | N/A | \$235 |
| Brushed Nickel 09 , Polished Nickel 10 | \$400 | \$235 |
| Oil-rubbed Bronze 11 | \$400 | N/A |
| Matte Black 19 , Satin Brass 18 | N/A | \$355 |

IF REQUIRED BY CONSTRUCTION CODE

| | |
|---|-------|
| Brass waste & overflow kit* BDRCOB | \$240 |
| Brass waste kit* BDRCB | \$60 |
| 16" x 35" Cable driven brass waste & overflow kit BOVERBR | \$240 |



Don't forget to specify the deck height (1/2" or 1 1/2"). Faucet must be installed on the deck flat surface.

* When ordered with integrated waste & overflow.

** When ordering an AromaFlow, an Integrated waste & overflow is mandatory (Upcharge). Specify the finish of the waste.

TO ORDER

Complete the **ORDER FORM** in the bainultra.com/interactive-price-list or on bainultra.com/extranet or send your PO to orderdesk@bainultra.com



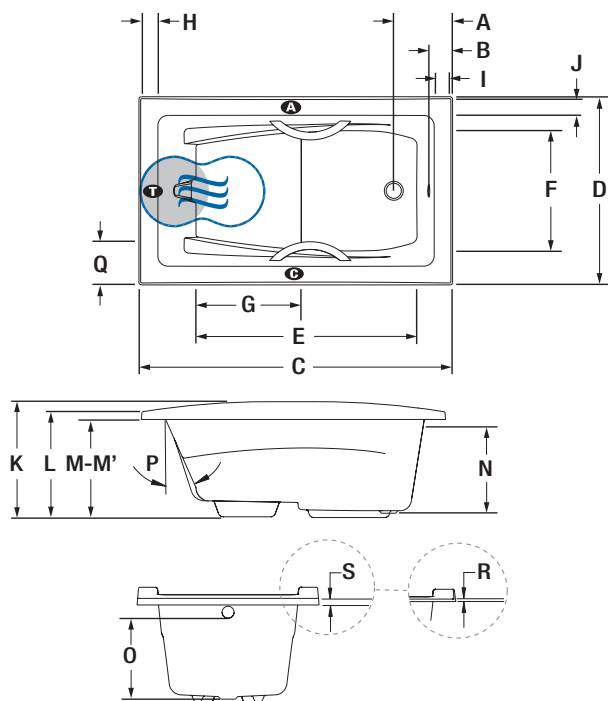
INUA 6036



Comfort Cushion (included)

INSTALLATION

- A** With the AromaCloud®, you must choose to install the control or the faucet on opposite side.



| LETTER | DESCRIPTION | MEASURE |
|--------|---|---------|
| A | Outside edge to center drain | 11 1/4" |
| B | Outside edge to overflow | 4 1/2" |
| C | Total length | 60" |
| D | Total width | 36" |
| E | Bathing well length | 42 1/4" |
| F | Bathing well width at center zone | 23" |
| G | Raised seat length | 20 1/8" |
| H | Deck width at backrest end | 4 1/8" |
| I | Deck width at drain end | 4 1/8" |
| J | Deck width | 4" |
| K | Height from bottom of bath to top deck | 23" |
| L | Total height to headrest | 21" |
| M | Height from bottom of bath to bottom of standard deck | 19 1/2" |
| M' | Height from bottom of bath to bottom of slim deck | 20 1/2" |
| N | Height from bottom of drain to center of overflow | 17 1/8" |
| O | Maximum water level (Waste & overflow 16" x 35") | 15 3/8" |
| | Maximum water level (Integrated waste & overflow) | 16 3/8" |
| | Maximum water level with AromaFlow | 15 3/8" |
| P | Slope of backrest | 24° |
| Q | Minimum spout reach | 8" |
| R | Slim deck minimum height | 1/2" |
| S | Standard deck minimum height | 1 1/2" |

- A** AromaCloud® position
G Control position when factory-installed (Mia® or DOT)

- T** Turbine position (TMU)
 ● Indicates heated backrest (TMU)
 ● Indicates WarmTouchShell® position (TUB)

TECHNICAL SPECIFICATIONS

| | | | |
|--|---|--------------------------------|----------|
| Hot water supply required | The hot water supply should be 70% or more of the bath's total water capacity. | Approx. shipping weight | 137 lb |
| Turbine | Access to the pump must be at least 18" x 22". Standard connection is 20 A, 120 V, 60 Hz , dedicated line with a Ground-Fault Circuit Interrupter (GFCI). For any additional option, a second line is needed 15 A, 120 V, 60 Hz , dedicated line with a GFCI. Air vent necessary: 2" x 4" minimum. | Turbine power | 550 W |
| Therapeutic Comfort Cushion - INCLUDED | <ul style="list-style-type: none"> - Made of ultraresistant urethane gel - Extremely comfortable and soft to the touch - Fully waterproof - Remarkably durable - Color available: Grey + Black | Air heater | 600 W |
| Others | <ul style="list-style-type: none"> - The Geysair® is located on the same side as the heated backrest. It must NOT be relocated. It must be connected to the hot water supply and be accessible (provide access). - The water level may vary when an AromaFlow or an Integrated waste & overflow is installed. | WARRANTY | |
| Our products must be installed by certified professionals only and according to our Owner's Manual as well as federal, provincial/state and local building codes and regulations (www.bainultra.com/dealers/dealer-documentation-and-catalog). | | Controls-LED-Geysair* | 5 years |
| | | Bath & turbine* | 20 years |

* Some restrictions apply | www.bainultra.com/warranty

The specifications shown indicate the outer edge dimension and the inside bathing capacity dimension measured at air jets' height. The manufacturer accepts a 1/4" [0.64 cm] variance. There are variations on each product and specifications are subject to change as we improve upon our product as required. The dimensions needed for site preparation and structure building will differ. BainUltra® assumes no responsibility for preparatory work done prior to the product being on site.

INUA 6636

66" x 36" x 23"

In Inuit spirituality Inua means "everything that lives." INUA is the universal soul that unites all things in nature.

PRODUCT NO.

| MODEL | TMU | TUB |
|----------------------|--------------|--------------|
| Standard 1 1/2" deck | BINLRD00T-XX | BINLRD00N-XX |
| Slim deck 1/2" | BINLRD10T-XX | BINLRD10N-XX |

THERMOMASSEUR (TMU)

Hydro-thermo massage • Air jet system

\$7,975

| | |
|--|----------|
| Jets | 50 |
| 1 heated backrest | Included |
| MiaPlus® Control | Included |
| BU-Touch Control Application BUTOUCH | \$430 |
| Geysair® | Included |
| AromaCloud® BAROMAC | \$490 |
| AromaFlow** BAROMAF NEW | \$950 |
| Illuzio Chromatherapy BCHRO6 | \$925 |


TUB

Soaker

\$4,955

| | |
|--|-----------------------|
| AromaCloud® BAROMAC | \$490 |
| AromaFlow** BAROMAF NEW | \$950 |
| Illuzio Chromatherapy BCHRO6 | \$925 |
| WarmTouchShell® BWTS | \$1,125 |
| DOT control | Included with therapy |

FEATURES

| Installation type | | | Drop-in |
|-------------------|---|--|---------|
| No. of bathers |  | Inverted V | 1 |
| US gallons | 62 | Armrests | 2 |
| Imp. gallons | 51 | Grab bars (color match) | 2 |
| Raised seats | 1 | Comfort Cushion (specify color: Grey or Black) p. 37 | 1 |

STANDARD COLOR p. 13

| | | |
|--------------------------|----------------------------|----------|
| White 01 | Biscuit 02 | Included |
|--------------------------|----------------------------|----------|

Standard 1 1/2" deck

OPTIONS (UPCHARGE APPLICABLE)

FINISH p. 6

| | |
|---|-------|
| UltraVelour Matte Finish (white only) BVEL1 | \$650 |
|---|-------|

CLEAR ACRYLIC GRAB BARS [BGBG10-XX](#) p. 12

| | |
|---|------|
| With Chrome 07 or Brushed Nickel 09 inserts | \$60 |
|---|------|

WASTE & OVERFLOW p. 10

16" x 35" [BOVER16-XX](#)

INTE-GRATED [BOVERIN-XX](#)

| | | |
|--|-------|-------|
| Chrome 07 | \$260 | \$235 |
| White 01 , Biscuit 02 | \$290 | \$235 |
| Matte White with UltraVelour finish 32 | N/A | \$235 |
| Brushed Nickel 09 , Polished Nickel 10 | \$400 | \$235 |
| Oil-rubbed Bronze 11 | \$400 | N/A |
| Matte Black 19 , Satin Brass 18 | N/A | \$355 |

IF REQUIRED BY CONSTRUCTION CODE

| | |
|---|-------|
| Brass waste & overflow kit* BDRCOB | \$240 |
| Brass waste kit* BDRCEB | \$60 |
| 16" x 35" Cable driven brass waste & overflow kit BOVERBR | \$240 |



Don't forget to specify the deck height (1/2" or 1 1/2"). Faucet must be installed on the deck flat surface.

* When ordered with integrated waste & overflow.

** When ordering an AromaFlow, an Integrated waste & overflow is mandatory (Upcharge). Specify the finish of the waste.

TO ORDER

Complete the **ORDER FORM** in the bainultra.com/interactive-price-list or on bainultra.com/extranet or send your PO to orderdesk@bainultra.com



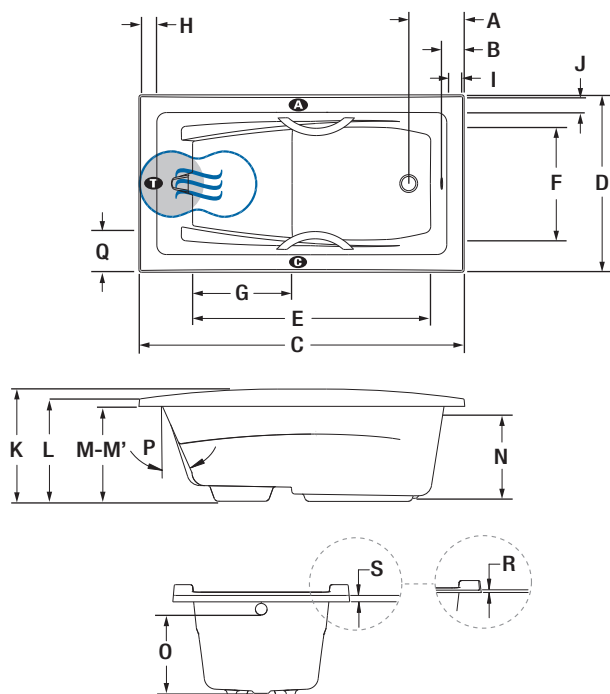
INUA 6636



Comfort Cushion (included)

INSTALLATION

- A** With the AromaCloud®, you must choose to install the control or the faucet on opposite side.



| LETTER | DESCRIPTION | MEASURE |
|--------|---|----------|
| A | Outside edge to center drain | 11 1/4" |
| B | Outside edge to overflow | 4 1/2" |
| C | Total length | 66" |
| D | Total width | 36" |
| E | Bathing well length | 48 1/8" |
| F | Bathing well width at center zone | 22 7/8" |
| G | Raised seat length | 20 1/8" |
| H | Deck width at backrest end | 4 1/8" |
| I | Deck width at drain end | 4 1/8" |
| J | Deck width | 4" |
| K | Height from bottom of bath to top deck | 23" |
| L | Total height to headrest | 21" |
| M | Height from bottom of bath to bottom of standard deck | 19 1/2" |
| M' | Height from bottom of bath to bottom of slim deck | 20 1/2" |
| N | Height from bottom of drain to center of overflow | 17 1/8" |
| O | Maximum water level (Waste & overflow 16" x 35") | 15 3/8" |
| | Maximum water level (Integrated waste & overflow) | 16 5/16" |
| | Maximum water level with AromaFlow | 15 3/8" |
| P | Slope of backrest | 24° |
| Q | Minimum spout reach | 8" |
| R | Slim deck minimum height | 1/2" |
| S | Standard deck minimum height | 1 1/2" |

- A** AromaCloud® position
G Control position when factory-installed (Mia® or DOT)

- T** Turbine position (TMU)
 ● Indicates heated backrest (TMU)
 ● Indicates WarmTouchShell® position (TUB)

TECHNICAL SPECIFICATIONS

| | |
|---|---|
| Hot water supply required | The hot water supply should be 70% or more of the bath's total water capacity. |
| Turbine | Access to the pump must be at least 18" x 22". Standard connection is 20 A, 120 V, 60 Hz , dedicated line with a Ground-Fault Circuit Interrupter (GFCI). For any additional option, a second line is needed 15 A, 120 V, 60 Hz , dedicated line with a GFCI. Air vent necessary: 2" x 4" minimum. |
| Therapeutic Comfort Cushion - INCLUDED | <ul style="list-style-type: none"> - Made of ultrasensitive urethane gel - Extremely comfortable and soft to the touch - Fully waterproof - Remarkably durable - Color available: Grey + Black |
| Others | <ul style="list-style-type: none"> - The Geysair® is located on the same side as the heated backrest. It must NOT be relocated. It must be connected to the hot water supply and be accessible (provide access). - The water level may vary when an AromaFlow or an Integrated waste & overflow is installed. |

Our products must be installed by certified professionals only and according to our Owner's Manual as well as federal, provincial/state and local building codes and regulations (www.bainultra.com/dealers/dealer-documentation-and-catalog).

The specifications shown indicate the outer edge dimension and the inside bathing capacity dimension measured at air jets' height. The manufacturer accepts a 1/4" [0.64 cm] variance. There are variations on each product and specifications are subject to change as we improve upon our product as required. The dimensions needed for site preparation and structure building will differ. BainUltra® assumes no responsibility for preparatory work done prior to the product being on site.

| | |
|--------------------------------|----------|
| Approx. shipping weight | 138 lb |
| Turbine power | 550 W |
| Air heater | 600 W |
| WARRANTY | |
| Controls-LED-Geysair* | 5 years |
| Bath & turbine* | 20 years |

* Some restrictions apply | www.bainultra.com/warranty

INUA 7240

72" x 40" x 23"

In Inuit spirituality Inua means "everything that lives." INUA is the universal soul that unites all things in nature.

PRODUCT NO.

| MODEL | TMU | TUB |
|----------------------|--------------|--------------|
| Standard 1 1/2" deck | BINURD00T-XX | BINURD00N-XX |
| Slim deck 1/2" | BINURD10T-XX | BINURD10N-XX |

THERMOMASSEUR (TMU)

Hydro-thermo massage • Air jet system

\$8,500

| | |
|--|----------|
| Jets | 58 |
| 1 heated backrest | Included |
| MiaPlus® Control | Included |
| BU-Touch Control Application BUTOUCH | \$430 |
| Geysair® | Included |
| AromaCloud® BAROMAC | \$490 |
| AromaFlow** BAROMAF NEW | \$950 |
| Illuzio Chromatherapy BCHRO6 | \$925 |
| 2 nd heated backrest (WTS-1 zone) BSHB | \$1,125 |

TUB

Soaker

\$5,470

| | |
|--|-----------------------|
| AromaCloud® BAROMAC | \$490 |
| AromaFlow** BAROMAF NEW | \$950 |
| Illuzio Chromatherapy BCHRO6 | \$925 |
| WarmTouchShell® BWTS | \$1,125 |
| DOT control | Included with therapy |
| 2 nd WarmTouchShell® BWTS2 | \$370 |

FEATURES

| | | |
|-------------------|----|--|
| Installation type | | Drop-in |
| No. of bathers | 2 | Inverted V |
| US gallons | 67 | Armrests |
| Imp. gallons | 56 | Grab bars (color match) |
| Raised seats | 2 | Comfort Cushion (specify color: Grey or Black) p. 37 |

STANDARD COLOR p. 13

| | | |
|-----------------|-------------------|----------|
| White 01 | Biscuit 02 | Included |
|-----------------|-------------------|----------|

Standard 1 1/2" deck

OPTIONS (UPCHARGE APPLICABLE)

FINISH p. 6

| | |
|--|-------|
| UltraVelour Matte Finish (white only) BVEL1 | \$650 |
|--|-------|

CLEAR ACRYLIC GRAB BARS **BGBG10-XX** p. 12

| | |
|---|------|
| With Chrome 07 or Brushed Nickel 09 inserts | \$60 |
|---|------|

WASTE & OVERFLOW p. 10

16" x 35"

BOVER16-XX

INTE-GRATED
BOVERIN-XX

| | | |
|--|-------|-------|
| Chrome 07 | \$260 | \$235 |
| White 01 , Biscuit 02 | \$290 | \$235 |
| Matte White with UltraVelour finish 32 | N/A | \$235 |
| Brushed Nickel 09 , Polished Nickel 10 | \$400 | \$235 |
| Oil-rubbed Bronze 11 | \$400 | N/A |
| Matte Black 19 , Satin Brass 18 | N/A | \$355 |

IF REQUIRED BY CONSTRUCTION CODE

| | |
|--|-------|
| Brass waste & overflow kit* BDRCOB | \$240 |
| Brass waste kit* BDRCB | \$60 |
| 16" x 35" Cable driven brass waste & overflow kit BOVERBR | \$240 |



Don't forget to specify the deck height (1/2" or 1 1/2"). Faucet must be installed on the deck flat surface.

* When ordered with integrated waste & overflow.

** When ordering an AromaFlow, an Integrated waste & overflow is mandatory (Upcharge). Specify the finish of the waste.

With the AromaFlow, the included Grab Bars can not be installed.

TO ORDER

Complete the **ORDER FORM** in the bainultra.com/interactive-price-list or on bainultra.com/extranet or send your PO to orderdesk@bainultra.com



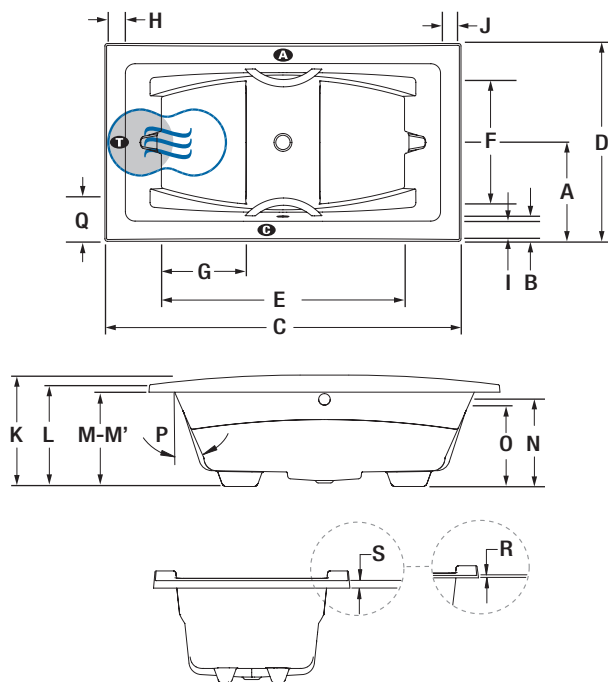
INUA 7240



Comfort Cushion (2 included)

INSTALLATION

- A** With the AromaCloud®, you must choose to install the control or the faucet on opposite side.



| LETTER | DESCRIPTION | MEASURE |
|--------|---|---------------------------------|
| A | Outside edge to center drain | 20" |
| B | Outside edge to overflow | 4 1/2" |
| C | Total length | 72" |
| D | Total width | 40" |
| E | Bathing well length | 49 1/8" |
| F | Bathing well width at center zone | 25 1/8" |
| G | Raised seat length | 17 1/8" |
| H | Deck width at backrest end | 4 5/8" |
| I | Deck width | 4 5/8" |
| J | Deck width | 4 5/8" |
| K | Height from bottom of bath to top deck | 23" |
| L | Total height to headrest | 21" |
| M | Height from bottom of bath to bottom of standard deck | 19 1/2" |
| M' | Height from bottom of bath to bottom of slim deck | 20 1/2" |
| N | Height from bottom of drain to center of overflow | 17 1/8" |
| O | Maximum water level (Waste & overflow 16" x 35") Maximum water level (Integrated waste & overflow) Maximum water level with AromaFlow | 15 3/8" 16 3/8" 15 15/16" |
| P | Slope of backrests | 24° |
| Q | Minimum spout reach | 8 3/4" |
| R | Slim deck minimum height | 1/2" |
| S | Standard deck minimum height | 1 1/2" |

- A** AromaCloud® position
G Control position when factory-installed (Mia® or DOT)

- T** Turbine position (TMU)
● Indicates heated backrest (TMU)
● Indicates WarmTouchShell® position (TUB)

TECHNICAL SPECIFICATIONS

| | |
|---|--|
| Hot water supply required | The hot water supply should be 70% or more of the bath's total water capacity. |
| Turbine | Access to the pump must be at least 18" x 22". Standard connection is 20 A, 120 V, 60 Hz , dedicated line with a Ground-Fault Circuit Interrupter (GFCI). For any additional option, a second line is needed 15 A, 120 V, 60 Hz , dedicated line with a GFCI. Air vent necessary: 2" x 4" minimum. |
| Therapeutic Comfort Cushion - INCLUDED | <ul style="list-style-type: none"> - Made of ultraresistant urethane gel - Extremely comfortable and soft to the touch - Fully waterproof - Remarkably durable - Color available: Grey + Black |
| Others | <ul style="list-style-type: none"> - The Geysair® is located on the same side as the heated backrest. It must NOT be relocated. It must be connected to the hot water supply and be accessible (provide access). - The water level will vary when an AromaFlow or an Integrated waste & overflow is installed. |

Our products must be installed by certified professionals only and according to our Owner's Manual as well as federal, provincial/state and local building codes and regulations (www.bainultra.com/dealers/dealer-documentation-and-catalog).

The specifications shown indicate the outer edge dimension and the inside bathing capacity dimension measured at air jets' height. The manufacturer accepts a 1/4" [0.64 cm] variance. There are variations on each product and specifications are subject to change as we improve upon our product as required. The dimensions needed for site preparation and structure building will differ. BainUltra® assumes no responsibility for preparatory work done prior to the product being on site.

| | |
|--------------------------------|----------|
| Approx. shipping weight | 153 lb |
| Turbine power | 550 W |
| Air heater | 600 W |
| WARRANTY | |
| Controls-LED-Geysair* | 5 years |
| Bath & turbine* | 20 years |

* Some restrictions apply | www.bainultra.com/warranty

ELLIPSE 6636

66" x 36" x 21"

Named after the meridians of our body—the paths along which our energy flows—the collection also brings to mind the meridian (or mid-point) of life with an invitation to relax and listen to your body and mind.

PRODUCT NO.

| MODEL | TMU | TUB |
|-------------|--------------|--------------|
| Rolled deck | BMELOUM0T-XX | BMELOUM0N-XX |
| Flat deck | BMELOUN0T-XX | BMELOUN0N-XX |

THERMOMASSEUR (TMU)

Hydro-thermo massage • Air jet system

\$6,080

| | |
|--|----------|
| Jets | 38 |
| 1 heated backrest | Included |
| MiaPlus® Control | Included |
| BU-Touch Control Application BUTOUCH | \$430 |
| Geysair® | Included |
| AromaCloud®** BAROMAC | \$490 |
| AromaFlow®** BAROMAF NEW | \$950 |
| Illuzio Chromatherapy BCHRO6 | \$925 |
| 2 nd heated backrest (WTS-1 zone) BSHB | \$1,125 |

TUB

Soaker

\$2,690

| | |
|--|-----------------------|
| AromaCloud®** BAROMAC | \$490 |
| AromaFlow®** BAROMAF NEW | \$950 |
| Illuzio Chromatherapy BCHRO6 | \$925 |
| WarmTouchShell® BWTS | \$1,125 |
| DOT control | Included with therapy |
| 2 nd WarmTouchShell® BWTS2 | \$370 |

FEATURES

| | |
|-----------------------------|----------|
| Installation type | Drop-in |
| No. of bathers | 2 |
| US gallons | 48 |
| Imp. gallons | 40 |
| STANDARD COLOR p. 13 | |
| White 01 | Included |
| Biscuit 02 | |

Flat deck

OPTIONS (UPCHARGE APPLICABLE)

WASTE & OVERFLOW p. 10

16" x 35"
BOVER16-XX

INTE-GRATED**
BOVERIN-XX

| | | |
|--|-------|-------|
| Chrome 07 | \$260 | \$235 |
| White 01 , Biscuit 02 | \$290 | \$235 |
| Brushed Nickel 09 , Polished Nickel 10 | \$400 | \$235 |
| Oil-rubbed Bronze 11 | \$400 | N/A |
| Matte Black 19 , Satin Brass 18 | N/A | \$355 |

IF REQUIRED BY CONSTRUCTION CODE

| | |
|--|-------|
| 16" x 35" Cable driven brass waste & overflow kit BOVERBR | \$240 |
|--|-------|



Don't forget to indicate flat or rolled deck.

* The AromaCloud® is built into the deck (factory installed).

** Only when ordering an AromaFlow; an Integrated waste & overflow is mandatory (Upcharge). Specify the finish of the waste.

TO ORDER

Complete the **ORDER FORM** in the bainultra.com/interactive-price-list or on bainultra.com/extranet or send your PO to orderdesk@bainultra.com



ELLIPSE 6636



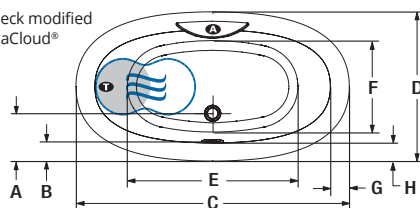
Flat deck



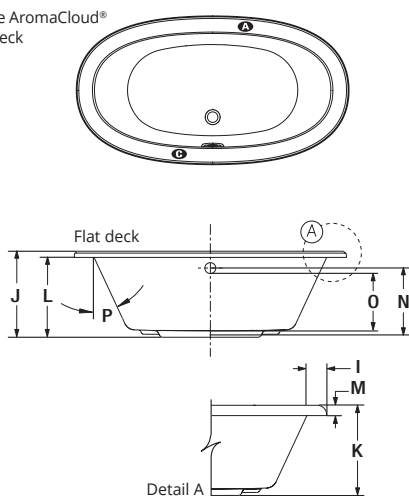
Rolled deck

INSTALLATION

- A** For rolled deck: deck modified to host the AromaCloud®



- A** With flat deck, the AromaCloud® is built into the deck



| LETTER | DESCRIPTION | MEASURE |
|--------|--|--------------------|
| A | Outside edge to center drain | 11 1/2" |
| B | Outside edge to overflow | 4 5/8" |
| C | Total length | 66" |
| D | Total width | 36" |
| E | Bathing well length | 42 3/8" |
| F | Bathing well width | 22 1/4" |
| G | Deck width at backrest end | 4 3/8" |
| H | Flat surface width | 4 1/4" |
| I | Rolled deck width | 4 3/4" |
| J | Height from bottom of bath to top deck | 21" |
| K | Height from bottom of bath to top deck | 22" |
| L | Height from bottom of bath to bottom of deck | 19 1/2" |
| M | Height from bottom of deck to top deck | 2 1/2" |
| N | Height from bottom of drain to center of overflow | 16 5/8" |
| O | Maximum water level (Waste & overflow 16" x 35") Maximum water level with AromaFlow | 14 7/8" 14 3/8" |
| P | Slope of backrest | 25° |

- A** AromaCloud® position
C Control position when factory-installed (Mia® or DOT)
T Turbine position (TMU)
 ● Indicates heated backrest (TMU)
 ☞ Indicates WarmTouchShell® position (TUB)

TECHNICAL SPECIFICATIONS

| | | | |
|--|--|--------------------------------|------------|
| Hot water supply required | The hot water supply should be 70% or more of the bath's total water capacity. | Cutting template | # 90000055 |
| Turbine | Access to the pump must be at least 18" x 22". Standard connection is 20 A, 120 V, 60 Hz , dedicated line with a Ground-Fault Circuit Interrupter (GFCI). For any additional option, a second line is needed 15 A, 120 V, 60 Hz , dedicated line with a GFCI. Air vent necessary: 2" x 4" minimum. | Approx. shipping weight | 100 lb |
| Others | <ul style="list-style-type: none"> - The Geysair® is located on the same side as the heated backrest. It must NOT be relocated. It must be connected to the hot water supply and be accessible (provide access). - There is a height difference for the rolled deck (see drawing Detail A). - The water level will be lower when an AromaFlow is installed. | Turbine power | 550 W |
| Our products must be installed by certified professionals only and according to our Owner's Manual as well as federal, provincial/state and local building codes and regulations (www.bainultra.com/dealers/dealer-documentation-and-catalog). | | Air heater | 600 W |
| | | WARRANTY | |
| | | Controls-LED-Geysair* | 5 years |
| | | Bath & turbine* | 20 years |

* Some restrictions apply | www.bainultra.com/warranty

The specifications shown indicate the outer edge dimension and the inside bathing capacity dimension measured at air jets' height. The manufacturer accepts a 1/4" [0.64 cm] variance. There are variations on each product and specifications are subject to change as we improve upon our product as required. The dimensions needed for site preparation and structure building will differ. BainUltra® assumes no responsibility for preparatory work done prior to the product being on site.

ELLIPSE 7240

72" x 40" x 21"

Named after the meridians of our body—the paths along which our energy flows—the collection also brings to mind the meridian (or mid-point) of life with an invitation to relax and listen to your body and mind.

| PRODUCT NO. | | |
|-------------|--------------|--------------|
| MODEL | TMU | TUB |
| Rolled deck | BMEUOUM0T-XX | BMEUOUM0N-XX |
| Flat deck | BMEUOUN0T-XX | BMEUOUN0N-XX |

| THERMOMASSEUR (TMU) Hydro-thermo massage • Air jet system | \$6,420 |
|--|----------|
| Jets | 40 |
| 1 heated backrest | Included |
| MiaPlus® Control | Included |
| BU-Touch Control Application BUTOUCH | \$430 |
| Geysair® | Included |
| AromaCloud®** BAROMAC | \$490 |
| AromaFlow®** BAROMAF NEW | \$950 |
| Illuzio Chromatherapy BCHRO6 | \$925 |
| 2 nd heated backrest (WTS-1 zone) BSHB | \$1,125 |

| TUB Soaker | \$2,970 |
|---------------------------------------|-----------------------|
| AromaCloud®** BAROMAC | \$490 |
| AromaFlow®** BAROMAF NEW | \$950 |
| Illuzio Chromatherapy BCHRO6 | \$925 |
| WarmTouchShell® BWTS | \$1,125 |
| DOT control | Included with therapy |
| 2 nd WarmTouchShell® BWTS2 | \$370 |

| FEATURES | | | |
|--|----|--------------|----|
| Installation type | | Drop-in | |
| No. of bathers | 2 | Imp. gallons | 49 |
| US gallons | 59 | | |
| STANDARD COLOR p. 13 | | | |
| <div> <div>White 01</div> <div>Biscuit 02</div> </div> | | Included | |

Rolled deck

OPTIONS (UPCHARGE APPLICABLE)

WASTE & OVERFLOW p. 10

16" x 35"
BOVER16-XX

INTE-
GRATED**
BOVERIN-XX

| | | |
|---------------------------------------|-------|-------|
| Chrome 07 | \$260 | \$235 |
| White 01, Biscuit 02 | \$290 | \$235 |
| Brushed Nickel 09, Polished Nickel 10 | \$400 | \$235 |
| Oil-rubbed Bronze 11 | \$400 | N/A |
| Matte Black 19, Satin Brass 18 | N/A | \$355 |

IF REQUIRED BY CONSTRUCTION CODE

| | |
|---|-------|
| 16" x 35" Cable driven brass waste & overflow kit BOVERBR | \$240 |
|---|-------|



Don't forget to indicate flat or rolled deck.

* The AromaCloud® is built into the deck (factory installed).

** Only when ordering an AromaFlow; an Integrated waste & overflow is mandatory (Upcharge). Specify the finish of the waste.

TO ORDER

Complete the **ORDER FORM** in the bainultra.com/interactive-price-list or on bainultra.com/extranet or send your PO to orderdesk@bainultra.com



ELLIPSE 7240



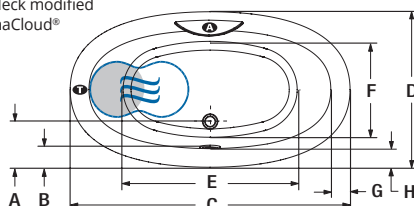
Flat deck



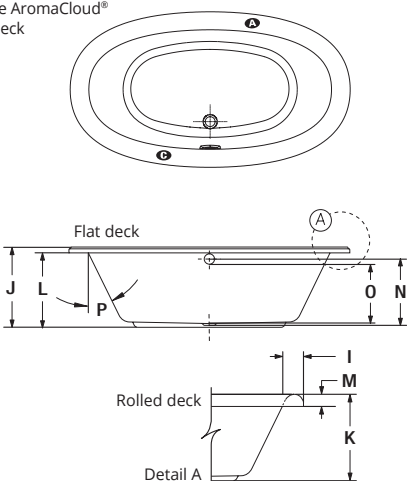
Rolled deck

INSTALLATION

- A** For rolled deck: deck modified to host the AromaCloud®



- A** With flat deck, the AromaCloud® is built into the deck



| LETTER | DESCRIPTION | MEASURE |
|--------|---|---------|
| A | Outside edge to center drain | 11 3/4" |
| B | Outside edge to overflow | 4 7/8" |
| C | Total length | 72" |
| D | Total width | 40" |
| E | Bathing well length | 46 1/8" |
| F | Bathing well width | 24 3/4" |
| G | Deck width at backrest end | 4 3/4" |
| H | Deck width | 4 5/8" |
| I | Rolled deck width | 5 3/8" |
| J | Height from bottom of bath to top deck | 21" |
| K | Height from bottom of bath to top deck | 22" |
| L | Height from bottom of bath to bottom of deck | 19 1/2" |
| M | Height from bottom of deck to top deck | 2 1/2" |
| N | Height from bottom of drain to center of overflow | 16 5/8" |
| O | Maximum water level (Waste & overflow 16" x 35") | 14 7/8" |
| | Maximum water level with AromaFlow | 14 3/8" |
| P | Slope of backrest | 27° |

- A** AromaCloud® position
C Control position when factory-installed (Mia® or DOT)
T Turbine position (TMU)
 ● Indicates heated backrest (TMU)
 ● Indicates WarmTouchShell® position (TUB)

TECHNICAL SPECIFICATIONS

| | |
|----------------------------------|--|
| Hot water supply required | The hot water supply should be 70% or more of the bath's total water capacity. |
| Turbine | Access to the pump must be at least 18" x 22". Standard connection is 20 A, 120 V, 60 Hz , dedicated line with a Ground-Fault Circuit Interrupter (GFCI). For any additional option, a second line is needed 15 A, 120 V, 60 Hz , dedicated line with a GFCI. Air vent necessary: 2" x 4" minimum. |
| Others | <ul style="list-style-type: none"> The Geysair® is located on the same side as the heated backrest. It must NOT be relocated. It must be connected to the hot water supply and be accessible (provide access). There is a height difference for the rolled deck (see drawing Detail A). Available with flat deck or rolled deck. The water level will be lower when an AromaFlow is installed. |

Our products must be installed by certified professionals only and according to our Owner's Manual as well as federal, provincial/state and local building codes and regulations (www.bainultra.com/dealers/dealer-documentation-and-catalog).

| | |
|--------------------------------|------------|
| Cutting template | # 90000001 |
| Approx. shipping weight | 128 lb |
| Turbine power | 550 W |
| Air heater | 600 W |
| WARRANTY | |
| Controls-LED-Geysair* | 5 years |
| Bath & turbine* | 20 years |

* Some restrictions apply | www.bainultra.com/warranty

The specifications shown indicate the outer edge dimension and the inside bathing capacity dimension measured at air jets' height. The manufacturer accepts a 1/4" [0.64 cm] variance. There are variations on each product and specifications are subject to change as we improve upon our product as required. The dimensions needed for site preparation and structure building will differ. BainUltra® assumes no responsibility for preparatory work done prior to the product being on site.

MERIDIAN UNO

60" x 31" x 20"

Named after the meridians of our body—the paths along which our energy flows—the collection also brings to mind the meridian (or mid-point) of life with an invitation to relax and listen to your body and mind.



PRODUCT NO.

| MODEL | TMU | TUB |
|----------------|--------------|--------------|
| Alcove – Right | BMUCRA0RT-XX | BMUCRA0RN-XX |
| Alcove – Left | BMUCRA0LT-XX | BMUCRA0LN-XX |

THERMOMASSEUR (TMU)

Hydro-thermo massage • Air jet system

\$4,265

| | |
|---|----------|
| Jets | 36 |
| 1 heated backrest | Included |
| Mia® Control | Included |
| BU-Touch Control Application BUTOUCH | \$430 |
| Geysair® | Included |
| AromaCloud** BAROMAC | \$490 |
| AromaFlow*** BAROMAF NEW | \$950 |
| Illuzio Chromatherapy BCHRO6 | \$925 |

TUB

Soaker

\$2,260

| | |
|--|-----------------------|
| AromaCloud** BAROMAC | \$490 |
| AromaFlow*** BAROMAF NEW | \$950 |
| Illuzio Chromatherapy BCHRO6 | \$925 |
| WarmTouchShell® BWTS | \$1,125 |
| DOT control | Included with therapy |

FEATURES

| | | | |
|-------------------|------------------|--|----------|
| Installation type | Alcove (3 walls) | | |
| No. of bathers | 3 | Integrated tile flange and skirt not removable (specify right or left) | Included |
| US gallons | 35 | | |
| Imp. gallons | 29 | | |

STANDARD COLOR p. 13

| | | |
|-----------------|-------------------|----------|
| White 01 | Biscuit 02 | Included |
|-----------------|-------------------|----------|

OPTIONS (UPCHARGE APPLICABLE)

CONTROL (TMU only) p. 9

| | |
|-----------------------------|-------|
| MiaPlus*** BMIAP1-XX | \$285 |
|-----------------------------|-------|

WASTE & OVERFLOW p. 10

16" x 35"
BOVER16-XX **INTE-GRATED*****
BOVERIN-XX

| | | |
|--|-------|-------|
| Chrome 07 | \$260 | \$235 |
| White 01 , Biscuit 02 | \$290 | \$235 |
| Brushed Nickel 09 , Polished Nickel 10 | \$400 | \$235 |
| Oil-rubbed Bronze 11 | \$400 | N/A |
| Matte Black 19 , Satin Brass 18 | N/A | \$355 |

IF REQUIRED BY CONSTRUCTION CODE

| | |
|--|-------|
| 16" x 35" Cable driven brass waste & overflow kit BOVERBR | \$240 |
|--|-------|



* The AromaCloud® is built into the deck (factory installed).

** The MiaPlus® Control is included when purchasing Chromatherapy on a TMU.

*** Only when ordering an AromaFlow; an Integrated waste & overflow is mandatory (Upcharge). Specify the finish of the waste.

TO ORDER

Complete the **ORDER FORM** in the bainultra.com/interactive-price-list or on bainultra.com/extranet or send your PO to orderdesk@bainultra.com



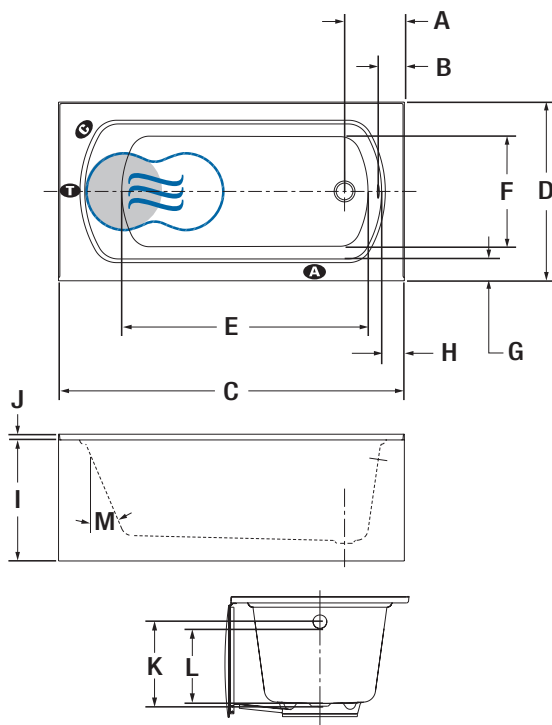
MERIDIAN UNO



Integrated tile flange

INSTALLATION

- A** When tile flange is added, the AromaCloud® will automatically be installed on the opposite side of the flange.



| LETTER | DESCRIPTION | MEASURE |
|--------|---|----------|
| A | Outside edge to center drain | 10 3/8" |
| B | Outside edge to overflow | 5 7/8" |
| C | Total length | 60" |
| D | Total width | 31" |
| E | Bathing well length | 42 3/4" |
| F | Bathing well width | 19 5/16" |
| G | Deck width | 3 1/4" |
| H | Deck width at drain end | 4" |
| I | Height from bottom of bath to top deck | 20" |
| J | Tile flange height | 1" |
| K | Height from bottom of drain to center of overflow | 14 5/8" |
| L | Maximum water level (Waste & overflow 16" x 35") | 13" |
| | Maximum water level with AromaFlow | 12 7/8" |
| M | Slope of backrest | 23° |

- A** AromaCloud® position
C Control position when factory-installed (Mia® or DOT)
T Turbine position (TMU)
 ● Indicates heated backrest (TMU)
 ☞ Indicates WarmTouchShell® position (TUB)

TECHNICAL SPECIFICATIONS

| | |
|----------------------------------|---|
| Hot water supply required | The hot water supply should be 70% or more of the bath's total water capacity. |
| Turbine | Access to the pump must be at least 18" x 22". Standard connection is 20 A, 120 V, 60 Hz , dedicated line with a Ground-Fault Circuit Interrupter (GFCI). For any additional option, a second line is needed 15 A, 120 V, 60 Hz , dedicated line with a GFCI. Air vent necessary: 2" x 4" minimum. |
| Others | <ul style="list-style-type: none"> The Geysair® is located on the same side as the heated backrest. It must NOT be relocated. It must be connected to the hot water supply and be accessible (provide access). Integrated tile flange is included (specify right or left). Integrated skirt can not be removed. The water level will be lower when an AromaFlow is installed. |

Our products must be installed by certified professionals only and according to our Owner's Manual as well as federal, provincial/state and local building codes and regulations (www.bainultra.com/dealers/dealer-documentation-and-catalog).

| | |
|--------------------------------|----------|
| Approx. shipping weight | 136 lb |
| Turbine power | 550 W |
| Air heater | 600 W |
| WARRANTY | |
| Controls-LED-Geysair* | 5 years |
| Bath & turbine* | 20 years |

* Some restrictions apply | www.bainultra.com/warranty

The specifications shown indicate the outer edge dimension and the inside bathing capacity dimension measured at air jets' height. The manufacturer accepts a 1/4" [0.64 cm] variance. There are variations on each product and specifications are subject to change as we improve upon our product as required. The dimensions needed for site preparation and structure building will differ. BainUltra® assumes no responsibility for preparatory work done prior to the product being on site.

MERIDIAN DUO

60" x 31" x 21"

Named after the meridians of our body—the paths along which our energy flows—the collection also brings to mind the meridian (or mid-point) of life with an invitation to relax and listen to your body and mind.

PRODUCT NO.

| MODEL | TMU | TUB |
|----------------|--------------|--------------|
| Alcove – Right | BMDCRA0RT-XX | BMDCRA0RN-XX |
| Alcove – Left | BMDCRA0LT-XX | BMDCRA0LN-XX |

THERMOMASSEUR (TMU)

Hydro-thermo massage • Air jet system

\$4,265

| | |
|---|----------|
| Jets | 36 |
| 1 heated backrest | Included |
| Mia® Control | Included |
| BU-Touch Control Application BUTOUCH | \$430 |
| Geysair® | Included |
| AromaCloud®** BAROMAC | \$490 |
| AromaFlow*** BAROMAF NEW | \$950 |
| Illuzio Chromatherapy BCHRO6 | \$925 |

TUB

Soaker

\$2,260

| | |
|--|-----------------------|
| AromaCloud®** BAROMAC | \$490 |
| AromaFlow*** BAROMAF NEW | \$950 |
| Illuzio Chromatherapy BCHRO6 | \$925 |
| WarmTouchShell® BWTS | \$1,125 |
| DOT control | Included with therapy |

FEATURES

| | | | |
|-------------------|------------------|---|----------|
| Installation type | Alcove (3 walls) | | |
| No. of bathers | 3 | Integrated tile flange and skirt with removable panel (specify right or left) | Included |
| US gallons | 35 | | |
| Imp. gallons | 29 | | |

STANDARD COLOR p. 13

| | | |
|-----------------|-------------------|----------|
| White 01 | Biscuit 02 | Included |
|-----------------|-------------------|----------|

OPTIONS (UPCHARGE APPLICABLE)

CONTROL (TMU only) p. 9

| | |
|-----------------------------|-------|
| MiaPlus®** BMIAP1-XX | \$285 |
|-----------------------------|-------|

WASTE & OVERFLOW p. 10

16" x 35"
BOVER16-XX

INTE-GRATED***
BOVERIN-XX

| | | |
|--|-------|-------|
| Chrome 07 | \$260 | \$235 |
| White 01 , Biscuit 02 | \$290 | \$235 |
| Brushed Nickel 09 , Polished Nickel 10 | \$400 | \$235 |
| Oil-rubbed Bronze 11 | \$400 | N/A |
| Matte Black 19 , Satin Brass 18 | N/A | \$355 |

IF REQUIRED BY CONSTRUCTION CODE

| | |
|--|-------|
| 16" x 35" Cable driven brass waste & overflow kit BOVERBR | \$240 |
|--|-------|



* The AromaCloud® is built into the deck (factory installed).

** The MiaPlus® Control is included when purchasing Chromatherapy on a TMU.

*** Only when ordering an AromaFlow; an Integrated waste & overflow is mandatory (Upcharge). Specify the finish of the waste.

TO ORDER


Complete the **ORDER FORM** in the bainultra.com/interactive-price-list or on bainultra.com/extranet or send your PO to orderdesk@bainultra.com



MERIDIAN DUO



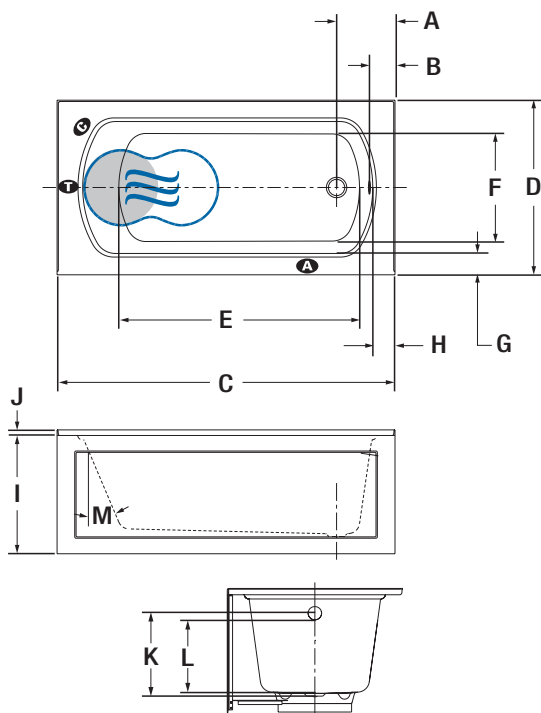
Integrated skirt with removable panel



Integrated tile flange

INSTALLATION

- A** When tile flange is added, the AromaCloud® will automatically be installed on the opposite side of the flange.



| LETTER | DESCRIPTION | MEASURE |
|--------|---|----------|
| A | Outside edge to center drain | 10 3/8" |
| B | Outside edge to overflow | 5 7/8" |
| C | Total length | 60" |
| D | Total width | 31" |
| E | Bathing well length | 42 3/4" |
| F | Bathing well width | 19 5/16" |
| G | Deck width | 3 1/4" |
| H | Deck width at drain end | 4" |
| I | Height from bottom of bath to top deck | 21" |
| J | Tile flange height | 1" |
| K | Height from bottom of drain to center of overflow | 14 5/8" |
| L | Maximum water level (Waste & overflow 16" x 35") | 13" |
| | Maximum water level with AromaFlow | 12 7/8" |
| M | Slope of backrest | 23° |

- A** AromaCloud® position
C Control position when factory-installed (Mia® or DOT)
T Turbine position (TMU)
 ● Indicates heated backrest (TMU)
 ☞ Indicates WarmTouchShell® position (TUB)

TECHNICAL SPECIFICATIONS

| | |
|----------------------------------|---|
| Hot water supply required | The hot water supply should be 70% or more of the bath's total water capacity. |
| Turbine | Access to the pump must be at least 18" x 22". Standard connection is 20 A, 120 V, 60 Hz , dedicated line with a Ground-Fault Circuit Interrupter (GFCI). For any additional option, a second line is needed 15 A, 120 V, 60 Hz , dedicated line with a GFCI. Air vent necessary: 2" x 4" minimum. |
| Others | <ul style="list-style-type: none"> - The Geysair® is located on the same side as the heated backrest. It must NOT be relocated. It must be connected to the hot water supply and be accessible (provide access). - Integrated tile flange is included (specify right or left). - Integrated skirt with removable panel. - The water level will be lower when an AromaFlow is installed. |

Our products must be installed by certified professionals only and according to our Owner's Manual as well as federal, provincial/state and local building codes and regulations (www.bainultra.com/dealers/dealer-documentation-and-catalog).

| | |
|--------------------------------|----------|
| Approx. shipping weight | 136 lb |
| Turbine power | 550 W |
| Air heater | 600 W |
| WARRANTY | |
| Controls-LED-Geysair* | 5 years |
| Bath & turbine* | 20 years |

* Some restrictions apply | www.bainultra.com/warranty

The specifications shown indicate the outer edge dimension and the inside bathing capacity dimension measured at air jets' height. The manufacturer accepts a 1/4" [0.64 cm] variance. There are variations on each product and specifications are subject to change as we improve upon our product as required. The dimensions needed for site preparation and structure building will differ. BainUltra® assumes no responsibility for preparatory work done prior to the product being on site.

MERIDIAN 6030

60" x 30" x 21"

Named after the meridians of our body—the paths along which our energy flows—the collection also brings to mind the meridian (or mid-point) of life with an invitation to relax and listen to your body and mind.

PRODUCT NO.

| MODEL | TMU | TUB |
|----------------|--------------|--------------|
| Alcove – Right | BMEBRI0RT-XX | BMEBRI0RN-XX |
| Alcove – Left | BMEBRI0LT-XX | BMEBRI0LN-XX |
| Drop-in | BMEBRI00T-XX | BMEBRI00N-XX |

THERMOMASSEUR (TMU)

Hydro-thermo massage • Air jet system

\$4,265

| | |
|---|----------|
| Jets | 37 |
| 1 heated backrest | Included |
| MiaPlus® Control | Included |
| BU-Touch Control Application BUTOUCH | \$430 |
| Geysair® | Included |
| AromaCloud®** BAROMAC | \$490 |
| AromaFlow** BAROMAF NEW | \$950 |
| Illuzio Chromatherapy BCHRO6 | \$925 |




TUB

Soaker

\$1,875

| | |
|---------------------------------------|-----------------------|
| AromaCloud®** BAROMAC | \$490 |
| AromaFlow** BAROMAF NEW | \$950 |
| Illuzio Chromatherapy BCHRO6 | \$925 |
| WarmTouchShell® BWTS | \$1,125 |
| DOT control | Included with therapy |

FEATURES

| | | | |
|---|---|---|----------|
| Installation type | | Drop-in & Alcove (3 walls) | |
| No. of bathers |  | Integrated tile flange (specify right or left) | Included |
| US gallons | 50 | | |
| Imp. gallons | 41 | | |
| STANDARD COLOR p. 13 | | | |
|  |  | Included | |
| White 01 | Biscuit 02 | | |

OPTIONS (UPCHARGE APPLICABLE)

SKIRT p. 243

MULTIFIT

BSMUL-XX

SJ-1

BSJ1-XX

| | | |
|-------------------------------------|-------|-------|
| White 01 , Biscuit 02 | \$600 | \$715 |
|-------------------------------------|-------|-------|

WASTE & OVERFLOW p. 10

16" x 35"

BOVER16-XX

INTE-GRATED**

BOVERIN-XX

| | | |
|--|-------|-------|
| Chrome 07 | \$260 | \$235 |
| White 01 , Biscuit 02 | \$290 | \$235 |
| Brushed Nickel 09 , Polished Nickel 10 | \$400 | \$235 |
| Oil-rubbed Bronze 11 | \$400 | N/A |
| Matte Black 19 , Satin Brass 18 | N/A | \$355 |

IF REQUIRED BY CONSTRUCTION CODE

| | |
|--|-------|
| 16" x 35" Cable driven brass waste & overflow kit BOVERBR | \$240 |
|--|-------|



* The AromaCloud® is built into the deck (factory installed).


** Only when ordering an AromaFlow; an Integrated waste & overflow is mandatory (Upcharge). Specify the finish of the waste.

TO ORDER

Complete the **ORDER FORM** in the bainultra.com/interactive-price-list or on bainultra.com/extranet or send your PO to orderdesk@bainultra.com



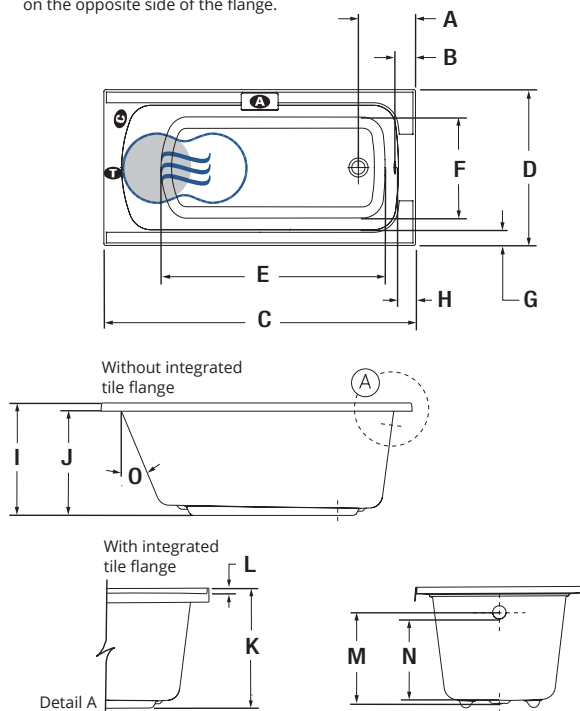
MERIDIAN 6030



AromaCloud®

INSTALLATION

- A** Deck modified to host the AromaCloud®. When tile flange is added, the AromaCloud® will automatically be installed on the opposite side of the flange.



| LETTER | DESCRIPTION | MEASURE |
|--------|---|-----------|
| A | Outside edge to center drain | 11" |
| B | Outside edge to overflow | 4" |
| C | Total length | 60" |
| D | Total width | 30" |
| E | Bathing well length | 43 5/8" |
| F | Bathing well width | 19 5/8" |
| G | Deck width | 3 1/4" |
| H | Deck width at drain end | 3 1/2" |
| I | Height from bottom of bath to top deck | 20 1/2" |
| J | Height from bottom of bath to bottom of deck | 19" |
| K | Height from bottom of bath to top of tile flange | 21 1/2" |
| L | Tile flange height | 1" |
| M | Height from bottom of drain to center of overflow | 15 13/16" |
| N | Maximum water level (Waste & overflow 16" x 35") | 14 1/16" |
| O | Maximum water level with AromaFlow | 13 15/16" |
| | Slope of backrest | 24° |

- A** AromaCloud® position
C Control position when factory-installed (Mia® or DOT)
T Turbine position (TMU)
 ● Indicates heated backrest (TMU)
 ☞ Indicates WarmTouchShell® position (TUB)

TECHNICAL SPECIFICATIONS

| | |
|----------------------------------|--|
| Hot water supply required | The hot water supply should be 70% or more of the bath's total water capacity. |
| Turbine | Access to the pump must be at least 18" x 22". Standard connection is 20 A, 120 V, 60 Hz , dedicated line with a Ground-Fault Circuit Interrupter (GFCI). For any additional option, a second line is needed 15 A, 120 V, 60 Hz , dedicated line with a GFCI. Air vent necessary: 2" x 4" minimum. |
| Others | <ul style="list-style-type: none"> The Geysair® is located on the same side as the heated backrest. It must NOT be relocated. It must be connected to the hot water supply and be accessible (provide access). There is a height difference for the integrated tile flange (see Detail A). Available with or without integrated tile flange (specify right or left) at the same price. The water level will be lower when an AromaFlow is installed. |

Our products must be installed by certified professionals only and according to our Owner's Manual as well as federal, provincial/state and local building codes and regulations (www.bainultra.com/dealers/dealer-documentation-and-catalog).

| | |
|--------------------------------|------------|
| Cutting template | # 90000053 |
| Approx. shipping weight | 100 lb |
| Turbine power | 550 W |
| Air heater | 600 W |
| WARRANTY | |
| Controls-LED-Geysair* | 5 years |
| Bath & turbine* | 20 years |

* Some restrictions apply | www.bainultra.com/warranty

The specifications shown indicate the outer edge dimension and the inside bathing capacity dimension measured at air jets' height. The manufacturer accepts a 1/4" [0.64 cm] variance. There are variations on each product and specifications are subject to change as we improve upon our product as required. The dimensions needed for site preparation and structure building will differ. BainUltra® assumes no responsibility for preparatory work done prior to the product being on site.

MERIDIAN 6032

60" x 32" x 21"

Named after the meridians of our body—the paths along which our energy flows—the collection also brings to mind the meridian (or mid-point) of life with an invitation to relax and listen to your body and mind.

PRODUCT NO.

| MODEL | TMU | TUB |
|----------------|--------------|--------------|
| Alcove – Right | BMEDRIORT-XX | BMEDRIORN-XX |
| Alcove – Left | BMEDRIOLT-XX | BMEDRIOLN-XX |
| Drop-in | BMEDRIOOT-XX | BMEDRIOON-XX |

THERMOMASSEUR (TMU)

Hydro-thermo massage • Air jet system

\$4,885

| | |
|--------------------------------------|----------|
| Jets | 37 |
| 1 heated backrest | Included |
| MiaPlus® Control | Included |
| BU-Touch Control Application BUTOUCH | \$430 |
| Geysair® | Included |
| AromaCloud®** BAROMAC | \$490 |
| AromaFlow** BAROMAF NEW | \$950 |
| Illuzio Chromatherapy BCHRO6 | \$925 |




TUB

Soaker

\$1,900

| | |
|--------------------------------|-----------------------|
| AromaCloud®** BAROMAC | \$490 |
| AromaFlow** BAROMAF NEW | \$950 |
| Illuzio Chromatherapy BCHRO6 | \$925 |
| WarmTouchShell® BWTS | \$1,125 |
| DOT control | Included with therapy |

FEATURES

| | | | |
|---|---|---|----------|
| Installation type | | Drop-in & Alcove (3 walls) | |
| No. of bathers |  | | |
| US gallons | 50 | Integrated tile flange (specify right or left) | Included |
| Imp. gallons | 41 | | |
| STANDARD COLOR p. 13 | | | |
|  |  | | Included |
| White 01 | Biscuit 02 | | |

OPTIONS (UPCHARGE APPLICABLE)

SKIRT p. 243

MULTIFIT
BSMUL-XX

SJ-1
BSJ1-XX

| | | |
|----------------------|-------|-------|
| White 01, Biscuit 02 | \$600 | \$715 |
|----------------------|-------|-------|

WASTE & OVERFLOW p. 10

16" x 35"
BOVER16-XX

INTE-
GRADED**
BOVERIN-XX

| | | |
|---------------------------------------|-------|-------|
| Chrome 07 | \$260 | \$235 |
| White 01, Biscuit 02 | \$290 | \$235 |
| Brushed Nickel 09, Polished Nickel 10 | \$400 | \$235 |
| Oil-rubbed Bronze 11 | \$400 | N/A |
| Matte Black 19, Satin Brass 18 | N/A | \$355 |

IF REQUIRED BY CONSTRUCTION CODE

| | |
|---|-------|
| 16" x 35" Cable driven brass waste & overflow kit BOVERBR | \$240 |
|---|-------|



* The AromaCloud® is built into the deck (factory installed).


** Only when ordering an AromaFlow; an Integrated waste & overflow is mandatory (Upcharge). Specify the finish of the waste.

TO ORDER

Complete the **ORDER FORM** in the bainultra.com/interactive-price-list or on bainultra.com/extranet or send your PO to orderdesk@bainultra.com

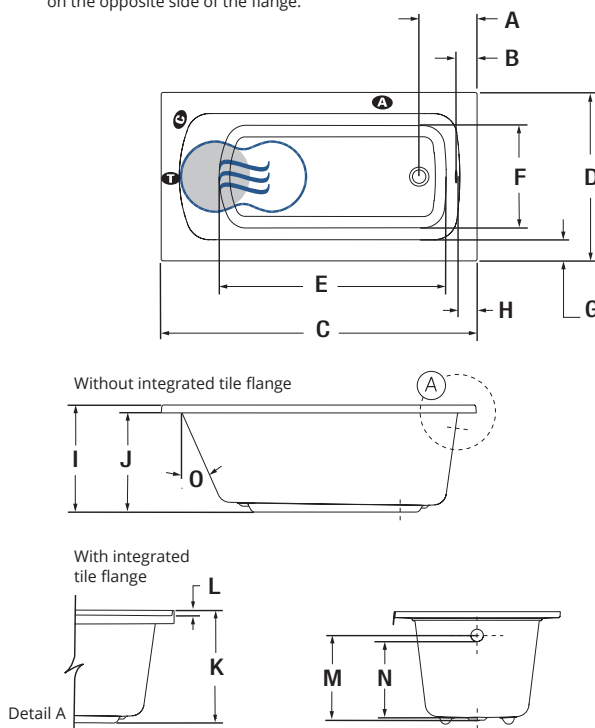


MERIDIAN 6032



INSTALLATION

- A** When tile flange is added, the AromaCloud® will automatically be installed on the opposite side of the flange.



| LETTER | DESCRIPTION | MEASURE |
|--------|--|-----------------------|
| A | Outside edge to center drain | 11" |
| B | Outside edge to overflow | 4" |
| C | Total length | 60" |
| D | Total width | 32" |
| E | Bathing well length | 43 5/8" |
| F | Bathing well width | 19 5/8" |
| G | Deck width | 4 1/4" |
| H | Deck width at drain end | 3 1/2" |
| I | Height from bottom of bath to top deck | 20 1/2" |
| J | Height from bottom of bath to bottom of deck | 19" |
| K | Height from bottom of bath to top of tile flange | 21 1/2" |
| L | Tile flange height | 1" |
| M | Height from bottom of drain to center of overflow | 15 13/16" |
| N | Maximum water level (Waste & overflow 16" x 35") Maximum water level with AromaFlow | 14 1/16" 13 15/16" |
| O | Slope of backrest | 24° |

- A** AromaCloud® position
C Control position when factory-installed (Mia® or DOT)
T Turbine position (TMU)
 ● Indicates heated backrest (TMU)
 ☞ Indicates WarmTouchShell® position (TUB)

TECHNICAL SPECIFICATIONS

| | |
|----------------------------------|---|
| Hot water supply required | The hot water supply should be 70% or more of the bath's total water capacity. |
| Turbine | Access to the pump must be at least 18" x 22". Standard connection is 20 A, 120 V, 60 Hz , dedicated line with a Ground-Fault Circuit Interrupter (GFCI). For any additional option, a second line is needed 15 A, 120 V, 60 Hz , dedicated line with a GFCI. Air vent necessary: 2" x 4" minimum. |
| Others | <ul style="list-style-type: none"> - The Geysair® is located on the same side as the heated backrest. It must NOT be relocated. It must be connected to the hot water supply and be accessible (provide access). - There is a height difference for the integrated tile flange (see Detail A). - The water level will be lower when an AromaFlow is installed. |

Our products must be installed by certified professionals only and according to our Owner's Manual as well as federal, provincial/state and local building codes and regulations (www.bainultra.com/dealers/dealer-documentation-and-catalog).

| | |
|--------------------------------|------------|
| Cutting template | # 90000053 |
| Approx. shipping weight | 100 lb |
| Turbine power | 550 W |
| Air heater | 600 W |
| WARRANTY | |
| Controls-LED-Geysair* | 5 years |
| Bath & turbine* | 20 years |

* Some restrictions apply | www.bainultra.com/warranty

The specifications shown indicate the outer edge dimension and the inside bathing capacity dimension measured at air jets' height. The manufacturer accepts a 1/4" [0.64 cm] variance. There are variations on each product and specifications are subject to change as we improve upon our product as required. The dimensions needed for site preparation and structure building will differ. BainUltra® assumes no responsibility for preparatory work done prior to the product being on site.

MERIDIAN 50



60" x 36" x 20"

Named after the meridians of our body—the paths along which our energy flows—the collection also brings to mind the meridian (or mid-point) of life with an invitation to relax and listen to your body and mind.

| PRODUCT NO. | | |
|-------------|--------------|--------------|
| MODEL | TMU | TUB |
| | BMEFRI00T-XX | BMEFRI00N-XX |

| THERMOMASSEUR (TMU) Hydro-thermo massage • Air jet system | \$5,045 |
|--|----------|
| Jets | 40 |
| 1 heated backrest | Included |
| MiaPlus® Control | Included |
| BU-Touch Control Application BUTOUCH | \$430 |
| Geysair® | Included |
| AromaCloud** BAROMAC | \$490 |
| AromaFlow** BAROMAF NEW | \$950 |
| Illuzio Chromatherapy BCHRO6 | \$925 |

| TUB Soaker | \$2,190 |
|---------------------------------------|-----------------------|
| AromaCloud** BAROMAC | \$490 |
| AromaFlow** BAROMAF NEW | \$950 |
| Illuzio Chromatherapy BCHRO6 | \$925 |
| WarmTouchShell® BWTS | \$1,125 |
| DOT control | Included with therapy |

| FEATURES | | | |
|---|---|--------------|----|
| Installation type | Drop-in & Alcove (3 walls) | | |
| No. of bathers | ↓ | Imp. gallons | 38 |
| US gallons | 45 | | |
| STANDARD COLOR p.13 | | | |
|  White 01 |  Biscuit 02 | Included | |

| OPTIONS (UPCHARGE APPLICABLE) | | |
|---|--------------------------------|--|
| SKIRT p.243 | MULTIFIT BSMUL-XX | SJ-1 BSJ1-XX |
| White 01 , Biscuit 02 | \$600 | \$715 |
| TILE FLANGE (specify right or left) p.11 | | |
| Ordered with bath (not installed) BTILEN | | \$79 |
| Factory-installed. Right BTILER , Left BTILEL , Special installation BTILEO | | \$155 |
| WASTE & OVERFLOW p.10 | 16" x 35" BOVER16-XX | INTE- GRADED** BOVERIN-XX |
| Chrome 07 | \$260 | \$235 |
| White 01 , Biscuit 02 | \$290 | \$235 |
| Brushed Nickel 09 , Polished Nickel 10 | \$400 | \$235 |
| Oil-rubbed Bronze 11 | \$400 | N/A |
| Matte Black 19 , Satin Brass 18 | N/A | \$355 |
| IF REQUIRED BY CONSTRUCTION CODE | | |
| 16" x 35" Cable driven brass waste & overflow kit BOVERBR | | \$240 |



* The AromaCloud® is built into the deck (factory installed).
** Only when ordering an AromaFlow; an integrated waste & overflow is mandatory (Upcharge). Specify the finish of the waste.

TO ORDER

Complete the **ORDER FORM** in the bainultra.com/interactive-price-list or on bainultra.com/extranet or send your PO to orderdesk@bainultra.com

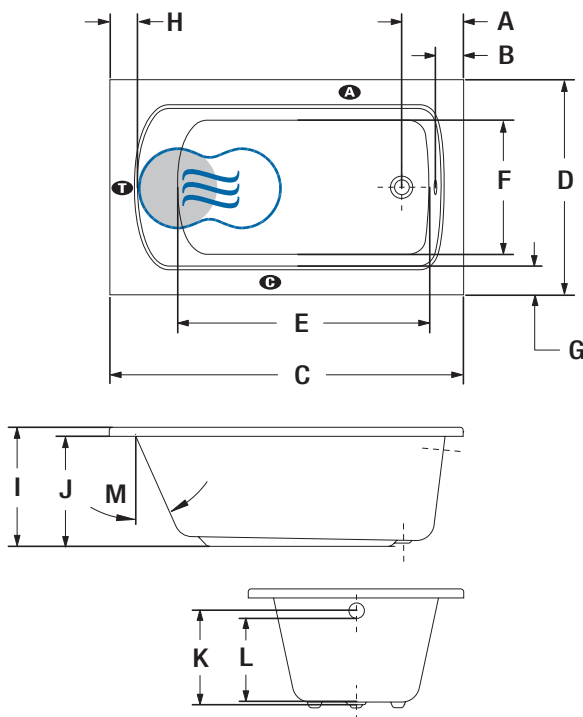


MERIDIAN 50



INSTALLATION

- A** When tile flange is added, the AromaCloud® will automatically be installed on the opposite side of the flange.



| LETTER | DESCRIPTION | MEASURE |
|--------|---|---------|
| A | Outside edge to center drain | 10 7/8" |
| B | Outside edge to overflow | 4 1/8" |
| C | Total length | 60" |
| D | Total width | 36 1/2" |
| E | Bathing well length | 42 3/8" |
| F | Bathing well width | 22 3/4" |
| G | Deck width | 4 1/4" |
| H | Deck width at backrest end | 4" |
| I | Height from bottom of bath to top deck | 20 1/4" |
| J | Height from bottom of bath to bottom of deck | 18 3/4" |
| K | Height from bottom of drain to center of overflow | 16" |
| L | Maximum water level (Waste & overflow 16" x 35") | 14 1/4" |
| | Maximum water level with AromaFlow | 14 1/8" |
| M | Slope of backrest | 24° |

- A** AromaCloud® position
G Control position when factory-installed (Mia® or DOT)
T Turbine position (TMU)
 ● Indicates heated backrest (TMU)
 ☞ Indicates WarmTouchShell® position (TUB)

TECHNICAL SPECIFICATIONS

| | |
|----------------------------------|--|
| Hot water supply required | The hot water supply should be 70% or more of the bath's total water capacity. |
| Turbine | Access to the pump must be at least 18" x 22". Standard connection is 20 A, 120 V, 60 Hz , dedicated line with a Ground-Fault Circuit Interrupter (GFCI). For any additional option, a second line is needed 15 A, 120 V, 60 Hz , dedicated line with a GFCI. Air vent necessary: 2" x 4" minimum. |
| Others | <ul style="list-style-type: none"> - The Geysair® is located on the same side as the heated backrest. It must NOT be relocated. It must be connected to the hot water supply and be accessible (provide access). - Optional tile flange (specify right or left). - If ordered with an installed tile flange, the control will be shipped separately. - The water level will be lower when an AromaFlow is installed. |

Our products must be installed by certified professionals only and according to our Owner's Manual as well as federal, provincial/state and local building codes and regulations (www.bainultra.com/dealers/dealer-documentation-and-catalog).

| | |
|--------------------------------|------------|
| Cutting template | # 90000006 |
| Approx. shipping weight | 124 lb |
| Turbine power | 550 W |
| Air heater | 600 W |
| WARRANTY | |
| Controls-LED-Geysair* | 5 years |
| Bath & turbine* | 20 years |

* Some restrictions apply | www.bainultra.com/warranty

The specifications shown indicate the outer edge dimension and the inside bathing capacity dimension measured at air jets' height. The manufacturer accepts a 1/4" [0.64 cm] variance. There are variations on each product and specifications are subject to change as we improve upon our product as required. The dimensions needed for site preparation and structure building will differ. BainUltra® assumes no responsibility for preparatory work done prior to the product being on site.

MERIDIAN 6042

60" x 42" x 21"

Named after the meridians of our body—the paths along which our energy flows—the collection also brings to mind the meridian (or mid-point) of life with an invitation to relax and listen to your body and mind.

PRODUCT NO.

| MODEL | TMU | TUB |
|-------|--------------|--------------|
| | BMEGRI00T-XX | BMEGRI00N-XX |

THERMOMASSEUR (TMU)

Hydro-thermo massage • Air jet system

\$5,440

| | |
|---|----------|
| Jets | 41 |
| 1 heated backrest | Included |
| MiaPlus® Control | Included |
| BU-Touch Control Application BUTOUCH | \$430 |
| Geysair® | Included |
| AromaCloud** BAROMAC | \$490 |
| AromaFlow** BAROMAF NEW | \$950 |
| Illuzio Chromatherapy BCHRO6 | \$925 |

TUB Soaker

\$2,680

| | |
|---------------------------------------|-----------------------|
| AromaCloud** BAROMAC | \$490 |
| AromaFlow** BAROMAF NEW | \$950 |
| Illuzio Chromatherapy BCHRO6 | \$925 |
| WarmTouchShell® BWTS | \$1,125 |
| DOT control | Included with therapy |

FEATURES

| | | | |
|-------------------|----------------------------|--------------|----|
| Installation type | Drop-in & Alcove (3 walls) | | |
| No. of bathers | ↓ | Imp. gallons | 52 |
| US gallons | 62 | | |

STANDARD COLOR p.13

| | | |
|---|---|----------|
|  |  | Included |
| White 01 | Biscuit 02 | |

OPTIONS (UPCHARGE APPLICABLE)

SKIRT p.243

MULTIFIT
BSMUL-XX

SJ-1
BSJ1-XX

| | | |
|-------------------------------------|-------|-------|
| White 01 , Biscuit 02 | \$600 | \$715 |
|-------------------------------------|-------|-------|

TILE FLANGE (specify right or left) p.11

| | |
|--|-------|
| Ordered with bath (not installed) BTILEN | \$79 |
| Factory-installed. Right BTILER , Left BTILEL , Special installation BTILEO | \$155 |

WASTE & OVERFLOW p.10

16" x 35"
BOVER16-XX

INTE-GRATED**
BOVERIN-XX

| | | |
|--|-------|-------|
| Chrome 07 | \$260 | \$235 |
| White 01 , Biscuit 02 | \$290 | \$235 |
| Brushed Nickel 09 , Polished Nickel 10 | \$400 | \$235 |
| Oil-rubbed Bronze 11 | \$400 | N/A |
| Matte Black 19 , Satin Brass 18 | N/A | \$355 |

IF REQUIRED BY CONSTRUCTION CODE

| | |
|--|-------|
| 16" x 35" Cable driven brass waste & overflow kit BOVERBR | \$240 |
|--|-------|



* The AromaCloud® is built into the deck (factory installed).

** Only when ordering an AromaFlow; an integrated waste & overflow is mandatory (Upcharge). Specify the finish of the waste.

TO ORDER

Complete the **ORDER FORM** in the bainultra.com/interactive-price-list or on bainultra.com/extranet or send your PO to orderdesk@bainultra.com



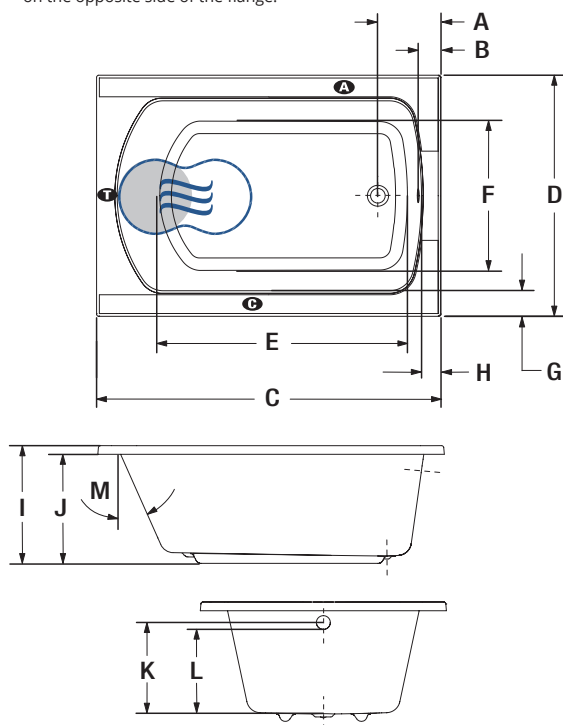
MERIDIAN 6042



Illuzio Chromatherapy

INSTALLATION

- A** When tile flange is added, the AromaCloud® will automatically be installed on the opposite side of the flange.



| LETTER | DESCRIPTION | MEASURE |
|--------|---|---------|
| A | Outside edge to center drain | 11" |
| B | Outside edge to overflow | 4" |
| C | Total length | 60" |
| D | Total width | 42" |
| E | Bathing well length | 43 5/8" |
| F | Bathing well width | 26 1/4" |
| G | Deck width | 4 1/4" |
| H | Deck width at backrest end | 3 1/2" |
| I | Height from bottom of bath to top deck | 20 1/2" |
| J | Height from bottom of bath to bottom of deck | 19" |
| K | Height from bottom of drain to center of overflow | 17" |
| L | Maximum water level (Waste & overflow 16" x 35") | 14 3/8" |
| M | Maximum water level with AromaFlow | 14" |
| | Slope of backrest | 24° |

- A** AromaCloud® position
G Control position when factory-installed (Mia® or DOT)
T Turbine position (TMU)
 ● Indicates heated backrest (TMU)
 ☞ Indicates WarmTouchShell® position (TUB)

TECHNICAL SPECIFICATIONS

| | | | |
|----------------------------------|---|--------------------------------|------------|
| Hot water supply required | The hot water supply should be 70% or more of the bath's total water capacity. | Cutting template | # 90000006 |
| Turbine | Access to the pump must be at least 18" x 22". Standard connection is 20 A, 120 V, 60 Hz , dedicated line with a Ground-Fault Circuit Interrupter (GFCI). For any additional option, a second line is needed 15 A, 120 V, 60 Hz , dedicated line with a GFCI. Air vent necessary: 2" x 4" minimum. | Approx. shipping weight | 126 lb |
| Others | <ul style="list-style-type: none"> - The Geysair® is located on the same side as the heated backrest. It must NOT be relocated. It must be connected to the hot water supply and be accessible (provide access). - Optional tile flange (specify right or left). - The water level will be lower when an AromaFlow is installed. | Turbine power | 550 W |
| | | Air heater | 600 W |
| | | WARRANTY | |
| | | Controls-LED-Geysair* | 5 years |
| | | Bath & turbine* | 20 years |

* Some restrictions apply | www.bainultra.com/warranty

The specifications shown indicate the outer edge dimension and the inside bathing capacity dimension measured at air jets' height. The manufacturer accepts a 1/4" [0.64 cm] variance. There are variations on each product and specifications are subject to change as we improve upon our product as required. The dimensions needed for site preparation and structure building will differ. BainUltra® assumes no responsibility for preparatory work done prior to the product being on site.

MERIDIAN 55

66" x 36" x 20"

Named after the meridians of our body—the paths along which our energy flows—the collection also brings to mind the meridian (or mid-point) of life with an invitation to relax and listen to your body and mind.

PRODUCT NO.

| MODEL | TMU | TUB |
|-------|---------------|---------------|
| | B MELR100T-XX | B MELR100N-XX |

THERMOMASSEUR (TMU)

Hydro-thermo massage • Air jet system

\$5,490

| | |
|--|----------|
| Jets | 42 |
| 1 heated backrest | Included |
| MiaPlus® Control | Included |
| BU-Touch Control Application BUTOUCH | \$430 |
| Geysair® | Included |
| AromaCloud** BAROMAC | \$490 |
| AromaFlow** BAROMAF NEW | \$950 |
| Illuzio Chromatherapy BCHRO6 | \$925 |
| 2 nd heated backrest (WTS-1 zone) BSHB | \$1,125 |

TUB

Soaker

\$2,775

| | |
|--|-----------------------|
| AromaCloud** BAROMAC | \$490 |
| AromaFlow** BAROMAF NEW | \$950 |
| Illuzio Chromatherapy BCHRO6 | \$925 |
| WarmTouchShell® BWTS | \$1,125 |
| DOT control | Included with therapy |
| 2 nd WarmTouchShell® BWTS2 | \$370 |

FEATURES

| | | | |
|-------------------|----------------------------|--------------|----|
| Installation type | Drop-in & Alcove (3 walls) | | |
| No. of bathers | 2 | Imp. gallons | 39 |
| US gallons | 47 | | |

STANDARD COLOR p. 13

| | | |
|---|---|----------|
|  |  | Included |
| White 01 | Biscuit 02 | |

OPTIONS (UPCHARGE APPLICABLE)

SKIRT p. 243

MULTIFIT

BSMUL-XX

SJ-1

BSJ1-XX

| | | |
|-------------------------------------|-------|-------|
| White 01 , Biscuit 02 | \$600 | \$715 |
|-------------------------------------|-------|-------|

TILE FLANGE (specify front or back) p. 11

| | |
|---|-------|
| Ordered with bath (not installed) BTILEN | \$79 |
| Factory-installed. Right BTILER , Left BTILEL , Special installation BTILEO | \$155 |

WASTE & OVERFLOW p. 10

16" x 35"

BOVER16-XX

INTE-

GRATED**

BOVERIN-XX

| | | |
|--|-------|-------|
| Chrome 07 | \$260 | \$235 |
| White 01 , Biscuit 02 | \$290 | \$235 |
| Brushed Nickel 09 , Polished Nickel 10 | \$400 | \$235 |
| Oil-rubbed Bronze 11 | \$400 | N/A |
| Matte Black 19 , Satin Brass 18 | N/A | \$355 |

IF REQUIRED BY CONSTRUCTION CODE

| | |
|--|-------|
| 16" x 35" Cable driven brass waste & overflow kit BOVERBR | \$240 |
|--|-------|



* The AromaCloud® is built into the deck (factory installed).

** Only when ordering an AromaFlow; an integrated waste & overflow is mandatory (Upcharge). Specify the finish of the waste.

TO ORDER

Complete the **ORDER FORM** in the bainultra.com/interactive-price-list or on bainultra.com/extranet or send your PO to orderdesk@bainultra.com



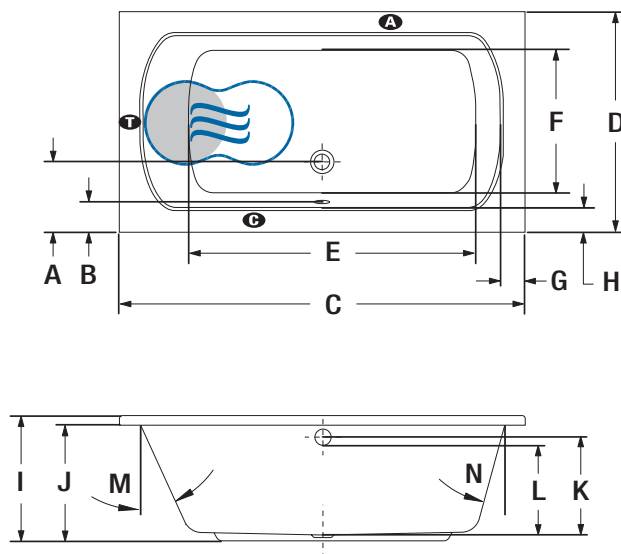
MERIDIAN 55



AromaFlow

INSTALLATION

- A** When tile flange is added, the AromaCloud® will automatically be installed on the opposite side of the flange.



| LETTER | DESCRIPTION | MEASURE |
|--------|---|---------|
| A | Outside edge to center drain | 11 3/8" |
| B | Outside edge to overflow | 4 1/4" |
| C | Total length | 65 1/2" |
| D | Total width | 35 3/4" |
| E | Bathing well length | 46 1/8" |
| F | Bathing well width | 23 1/4" |
| G | Deck width at backrest end | 4 3/8" |
| H | Deck width | 4" |
| I | Height from bottom of bath to top deck | 20 1/4" |
| J | Height from bottom of bath to bottom of deck | 18 3/4" |
| K | Height from bottom of drain to center of overflow | 16 1/8" |
| L | Maximum water level (Waste & overflow 16" x 35") | 14 3/8" |
| | Maximum water level with AromaFlow | 14 1/4" |
| M | Slope of backrest | 24° |
| N | Slope of backrest | 15° |

- A** AromaCloud® position
C Control position when factory-installed (Mia® or DOT)
T Turbine position (TMU)
 ● Indicates heated backrest (TMU)
 S Indicates WarmTouchShell® position (TUB)

TECHNICAL SPECIFICATIONS

| | |
|----------------------------------|---|
| Hot water supply required | The hot water supply should be 70% or more of the bath's total water capacity. |
| Turbine | Access to the pump must be at least 18" x 22". Standard connection is 20 A, 120 V, 60 Hz , dedicated line with a Ground-Fault Circuit Interrupter (GFCI). For any additional option, a second line is needed 15 A, 120 V, 60 Hz , dedicated line with a GFCI. Air vent necessary: 2" x 4" minimum. |
| Others | <ul style="list-style-type: none"> The Geysair® is located on the same side as the heated backrest. It must NOT be relocated. It must be connected to the hot water supply and be accessible (provide access). Optional tile flange (specify front or back). If ordered with an installed tile flange and a back drain, the control will be shipped separately. The water level will be lower when an AromaFlow is installed. |

Our products must be installed by certified professionals only and according to our Owner's Manual as well as federal, provincial/state and local building codes and regulations (www.bainultra.com/dealers/dealer-documentation-and-catalog).

| | |
|--------------------------------|------------|
| Cutting template | # 90000007 |
| Approx. shipping weight | 127 lb |
| Turbine power | 550 W |
| Air heater | 600 W |
| WARRANTY | |
| Controls-LED-Geysair* | 5 years |
| Bath & turbine* | 20 years |

* Some restrictions apply | www.bainultra.com/warranty

The specifications shown indicate the outer edge dimension and the inside bathing capacity dimension measured at air jets' height. The manufacturer accepts a 1/4" [0.64 cm] variance. There are variations on each product and specifications are subject to change as we improve upon our product as required. The dimensions needed for site preparation and structure building will differ. BainUltra® assumes no responsibility for preparatory work done prior to the product being on site.

MERIDIAN 60

72" x 36" x 21"

Named after the meridians of our body—the paths along which our energy flows—the collection also brings to mind the meridian (or mid-point) of life with an invitation to relax and listen to your body and mind.



PRODUCT NO.

| MODEL | TMU | TUB |
|-------|--------------|--------------|
| | BMESRI00T-XX | BMESRI00N-XX |

THERMOMASSEUR (TMU)

Hydro-thermo massage • Air jet system

\$5,600

| | |
|--|----------|
| Jets | 44 |
| 1 heated backrest | Included |
| MiaPlus® Control | Included |
| BU-Touch Control Application BUTOUCH | \$430 |
| Geysair® | Included |
| AromaCloud** BAROMAC | \$490 |
| AromaFlow** BAROMAF NEW | \$950 |
| Illuzio Chromatherapy BCHRO6 | \$925 |
| 2 nd heated backrest (WTS-1 zone) BSHB | \$1,125 |

TUB

Soaker

\$2,990

| | |
|--|-----------------------|
| AromaCloud** BAROMAC | \$490 |
| AromaFlow** BAROMAF NEW | \$950 |
| Illuzio Chromatherapy BCHRO6 | \$925 |
| WarmTouchShell® BWTS | \$1,125 |
| DOT control | Included with therapy |
| 2 nd WarmTouchShell® BWTS2 | \$370 |

FEATURES

| | | | |
|-------------------|----------------------------|--------------|----|
| Installation type | Drop-in & Alcove (3 walls) | | |
| No. of bathers | | Imp. gallons | 52 |
| US gallons | 63 | | |

STANDARD COLOR p. 13

| | | |
|-----------------|-------------------|----------|
| | | Included |
| White 01 | Biscuit 02 | |

OPTIONS (UPCHARGE APPLICABLE)

SKIRT p. 243

MULTIFIT
BSMUL-XX

SJ-1
BSJ1-XX

| | | |
|-------------------------------------|-------|-------|
| White 01 , Biscuit 02 | \$600 | \$715 |
|-------------------------------------|-------|-------|

TILE FLANGE (specify front or back) p. 11

| | |
|---|-------|
| Ordered with bath (not installed) BTILEN | \$79 |
| Factory-installed. Right BTILER , Left BTILEL , Special installation BTILEO | \$155 |

WASTE & OVERFLOW p. 10

16" x 35"
BOVER16-XX

INTE-GRATED**
BOVERIN-XX

| | | |
|--|-------|-------|
| Chrome 07 | \$260 | \$235 |
| White 01 , Biscuit 02 | \$290 | \$235 |
| Brushed Nickel 09 , Polished Nickel 10 | \$400 | \$235 |
| Oil-rubbed Bronze 11 | \$400 | N/A |
| Matte Black 19 , Satin Brass 18 | N/A | \$355 |

IF REQUIRED BY CONSTRUCTION CODE

| | |
|--|-------|
| 16" x 35" Cable driven brass waste & overflow kit BOVERBR | \$240 |
|--|-------|



* The AromaCloud® is built into the deck (factory installed).


** Only when ordering an AromaFlow; an integrated waste & overflow is mandatory (Upcharge). Specify the finish of the waste.

TO ORDER

Complete the **ORDER FORM** in the bainultra.com/interactive-price-list or on bainultra.com/extranet or send your PO to orderdesk@bainultra.com

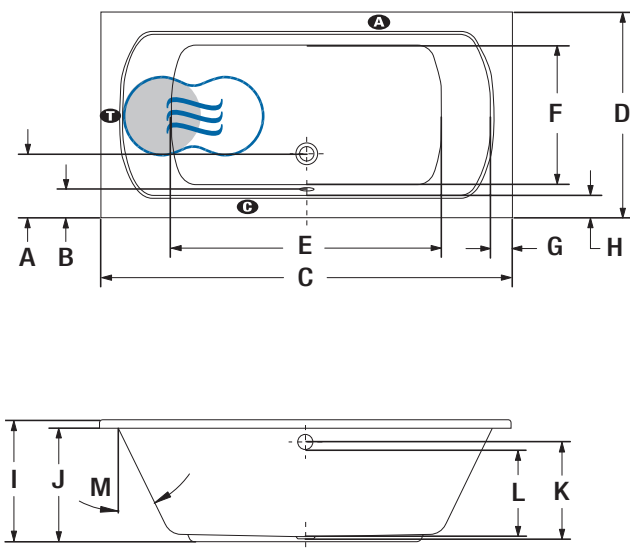


MERIDIAN 60



INSTALLATION

- A** When tile flange is added, the AromaCloud® will automatically be installed on the opposite side of the flange.



| LETTER | DESCRIPTION | MEASURE |
|--------|---|---------|
| A | Outside edge to center drain | 10 5/8" |
| B | Outside edge to overflow | 4 1/4" |
| C | Total length | 71 3/8" |
| D | Total width | 35 3/4" |
| E | Bathing well length | 47 1/4" |
| F | Bathing well width | 24 1/4" |
| G | Deck width at backrest end | 4 1/8" |
| H | Deck width | 4" |
| I | Height from bottom of bath to top deck | 21 1/4" |
| J | Height from bottom of bath to bottom of deck | 19 3/4" |
| K | Height from bottom of drain to center of overflow | 16 7/8" |
| L | Maximum water level (Waste & overflow 16" x 35") | 15 1/8" |
| | Maximum water level with AromaFlow | 15" |
| M | Slope of backrests | 26° |

- A** AromaCloud® position
C Control position when factory-installed (Mia® or DOT)
T Turbine position (TMU)
 ○ Indicates heated backrest (TMU)
 ~ Indicates WarmTouchShell® position (TUB)

TECHNICAL SPECIFICATIONS

| | |
|----------------------------------|---|
| Hot water supply required | The hot water supply should be 70% or more of the bath's total water capacity. |
| Turbine | Access to the pump must be at least 18" x 22". Standard connection is 20 A, 120 V, 60 Hz, dedicated line with a Ground-Fault Circuit Interrupter (GFCI). For any additional option, a second line is needed 15 A, 120 V, 60 Hz, dedicated line with a GFCI. Air vent necessary: 2" x 4" minimum. |
| Others | <ul style="list-style-type: none"> - The Geysair® is located on the same side as the heated backrest. It must NOT be relocated. It must be connected to the hot water supply and be accessible (provide access). - Optional tile flange (specify front or back). - If ordered with an installed tile flange and a back drain, the control will be shipped separately. - The water level will be lower when an AromaFlow is installed. |

Our products must be installed by certified professionals only and according to our Owner's Manual as well as federal, provincial/state and local building codes and regulations (www.bainultra.com/dealers/dealer-documentation-and-catalog).

| | |
|--------------------------------|------------|
| Cutting template | # 90000007 |
| Approx. shipping weight | 136 lb |
| Turbine power | 550 W |
| Air heater | 600 W |
| WARRANTY | |
| Controls-LED-Geysair* | 5 years |
| Bath & turbine* | 20 years |

* Some restrictions apply | www.bainultra.com/warranty

The specifications shown indicate the outer edge dimension and the inside bathing capacity dimension measured at air jets' height. The manufacturer accepts a 1/4" [0.64 cm] variance. There are variations on each product and specifications are subject to change as we improve upon our product as required. The dimensions needed for site preparation and structure building will differ. BainUltra® assumes no responsibility for preparatory work done prior to the product being on site.

PRO-MERIDIAN 55

66" x 34" x 20"

Named after the meridians of our body—the paths along which our energy flows—the collection also brings to mind the meridian (or mid-point) of life with an invitation to relax and listen to your body and mind.

PRODUCT NO.

| MODEL | TMU | TUB |
|-------|--------------|--------------|
| | BPMKRI00T-XX | BPMKRI00N-XX |

THERMOMASSEUR (TMU)

Hydro-thermo massage • Air jet system

\$5,405

| | |
|---|----------|
| Jets | 44 |
| 1 heated backrest | Included |
| MiaPlus® Control | Included |
| BU-Touch Control Application BUTOUCH | \$430 |
| Geysair® | Included |
| AromaCloud** BAROMAC | \$490 |
| AromaFlow** BAROMAF NEW | \$950 |
| Illuzio Chromatherapy BCHRO6 | \$925 |

TUB Soaker

\$2,780

| | |
|---------------------------------------|-----------------------|
| AromaCloud** BAROMAC | \$490 |
| AromaFlow** BAROMAF NEW | \$950 |
| Illuzio Chromatherapy BCHRO6 | \$925 |
| WarmTouchShell® BWTS | \$1,125 |
| DOT control | Included with therapy |

FEATURES

| | | | |
|-------------------|------------------|--------------|----|
| Installation type | Alcove (3 walls) | | |
| No. of bathers | 55 | Imp. gallons | 46 |
| US gallons | 55 | | |

STANDARD COLOR p.13

| | | |
|---|---|----------|
|  |  | Included |
| White 01 | Biscuit 02 | |

OPTIONS (UPCHARGE APPLICABLE)

SKIRT p.243

MULTIFIT
BSMUL-XX

SJ-1
BSJ1-XX

| | | |
|-------------------------------------|-------|-------|
| White 01 , Biscuit 02 | \$600 | \$715 |
|-------------------------------------|-------|-------|

TILE FLANGE (specify right or left) p.11

| | |
|---|-------|
| Ordered with bath (not installed) BTILEN | \$79 |
| Factory-installed. Right BTILER , Left BTILEL , Special installation BTILEO | \$155 |

WASTE & OVERFLOW p.10

16" x 35"
BOVER16-XX

INTE-GRATED**
BOVERIN-XX

| | | |
|--|-------|-------|
| Chrome 07 | \$260 | \$235 |
| White 01 , Biscuit 02 | \$290 | \$235 |
| Brushed Nickel 09 , Polished Nickel 10 | \$400 | \$235 |
| Oil-rubbed Bronze 11 | \$400 | N/A |
| Matte Black 19 , Satin Brass 18 | N/A | \$355 |

IF REQUIRED BY CONSTRUCTION CODE

| | |
|--|-------|
| 16" x 35" Cable driven brass waste & overflow kit BOVERBR | \$240 |
|--|-------|



* The AromaCloud® is built into the deck (factory installed).


** Only when ordering an AromaFlow; an integrated waste & overflow is mandatory (Upcharge). Specify the finish of the waste.

TO ORDER

Complete the **ORDER FORM** in the bainultra.com/interactive-price-list or on bainultra.com/extranet or send your PO to orderdesk@bainultra.com

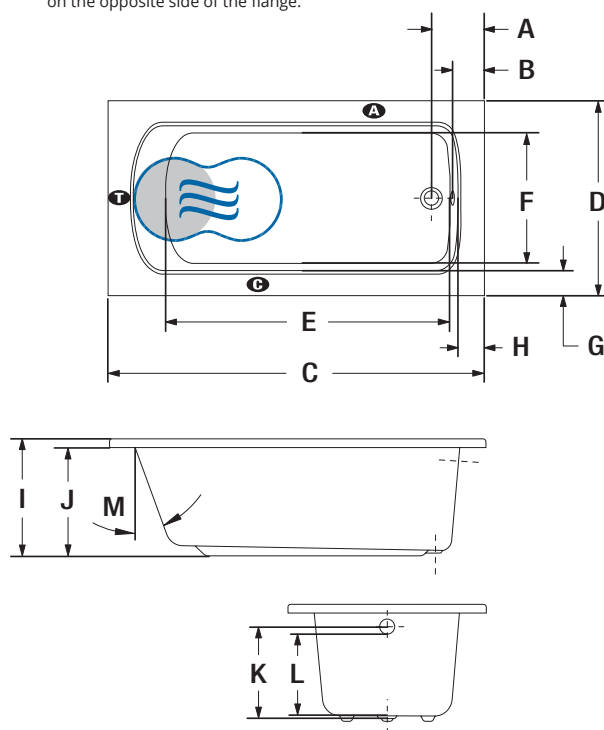


PRO-MERIDIAN 55



INSTALLATION

- A** When tile flange is added, the AromaCloud® will automatically be installed on the opposite side of the flange.



| LETTER | DESCRIPTION | MEASURE |
|--------|---|---------|
| A | Outside edge to center drain | 9 1/4" |
| B | Outside edge to overflow | 5" |
| C | Total length | 65 3/4" |
| D | Total width | 34" |
| E | Bathing well length | 49 3/4" |
| F | Bathing well width | 22 1/2" |
| G | Deck width | 3 1/4" |
| H | Deck width at drain end | 4 1/4" |
| I | Height from bottom of bath to top deck | 20" |
| J | Height from bottom of bath to bottom of deck | 18 1/2" |
| K | Height from bottom of drain to center of overflow | 15 7/8" |
| L | Maximum water level (Waste & overflow 16" x 35") | 14 1/4" |
| | Maximum water level with AromaFlow | 14 1/8" |
| M | Slope of backrest | 22° |

- A** AromaCloud® position
G Control position when factory-installed (Mia® or DOT)
T Turbine position (TMU)
 ● Indicates heated backrest (TMU)
 ☞ Indicates WarmTouchShell® position (TUB)

TECHNICAL SPECIFICATIONS

| | |
|----------------------------------|--|
| Hot water supply required | The hot water supply should be 70% or more of the bath's total water capacity. |
| Turbine | Access to the pump must be at least 18" x 22". Standard connection is 20 A, 120 V, 60 Hz, dedicated line with a Ground-Fault Circuit Interrupter (GFCI). For any additional option, a second line is needed 15 A, 120 V, 60 Hz, dedicated line with a GFCI. Air vent necessary: 2" x 4" minimum. |
| Others | <ul style="list-style-type: none"> - The Geysair® is located on the same side as the heated backrest. It must NOT be relocated. It must be connected to the hot water supply and be accessible (provide access). - Optional tile flange (specify right or left). - If ordered with an installed tile flange, the control will be shipped separately. - The water level will be lower when an AromaFlow is installed. |

Our products must be installed by certified professionals only and according to our Owner's Manual as well as federal, provincial/state and local building codes and regulations (www.bainultra.com/dealers/dealer-documentation-and-catalog).

| | |
|--------------------------------|------------|
| Cutting template | # 90000012 |
| Approx. shipping weight | 131 lb |
| Turbine power | 550 W |
| Air heater | 600 W |
| WARRANTY | |
| Controls-LED-Geysair* | 5 years |
| Bath & turbine* | 20 years |

* Some restrictions apply | www.bainultra.com/warranty

The specifications shown indicate the outer edge dimension and the inside bathing capacity dimension measured at air jets' height. The manufacturer accepts a 1/4" [0.64 cm] variance. There are variations on each product and specifications are subject to change as we improve upon our product as required. The dimensions needed for site preparation and structure building will differ. BainUltra® assumes no responsibility for preparatory work done prior to the product being on site.

PRO-MERIDIAN 60

72" x 36" x 20"

Named after the meridians of our body—the paths along which our energy flows—the collection also brings to mind the meridian (or mid-point) of life with an invitation to relax and listen to your body and mind.

PRODUCT NO.

| MODEL | TMU | TUB |
|-------|--------------|--------------|
| | BPMSRI00T-XX | BPMSRI00N-XX |

THERMOMASSEUR (TMU)

Hydro-thermo massage • Air jet system

\$5,770

| | |
|---|----------|
| Jets | 50 |
| 1 heated backrest | Included |
| MiaPlus® Control | Included |
| BU-Touch Control Application BUTOUCH | \$430 |
| Geysair® | Included |
| AromaCloud** BAROMAC | \$490 |
| AromaFlow** BAROMAF NEW | \$950 |
| Illuzio Chromatherapy BCHRO6 | \$925 |

TUB Soaker

\$3,000

| | |
|---------------------------------------|-----------------------|
| AromaCloud** BAROMAC | \$490 |
| AromaFlow** BAROMAF NEW | \$950 |
| Illuzio Chromatherapy BCHRO6 | \$925 |
| WarmTouchShell® BWTS | \$1,125 |
| DOT control | Included with therapy |

FEATURES

| | | | |
|-------------------|------------------|--------------|----|
| Installation type | Alcove (3 walls) | | |
| No. of bathers | ↓ | Imp. gallons | 58 |
| US gallons | 69 | | |

STANDARD COLOR p.13

| | | |
|---|---|----------|
|  |  | Included |
| White 01 | Biscuit 02 | |

OPTIONS (UPCHARGE APPLICABLE)

SKIRT p.243

MULTIFIT
BSMUL-XX

SJ-1
BSJ1-XX

| | | |
|-------------------------------------|-------|-------|
| White 01 , Biscuit 02 | \$600 | \$715 |
|-------------------------------------|-------|-------|

TILE FLANGE (specify right or left) p.11

| | |
|---|-------|
| Ordered with bath (not installed) BTILEN | \$79 |
| Factory-installed. Right BTILER , Left BTILEL , Special installation BTILEO | \$155 |

WASTE & OVERFLOW p.10

16" x 35"
BOVER16-XX

INTE-GRATED**
BOVERIN-XX

| | | |
|--|-------|-------|
| Chrome 07 | \$260 | \$235 |
| White 01 , Biscuit 02 | \$290 | \$235 |
| Brushed Nickel 09 , Polished Nickel 10 | \$400 | \$235 |
| Oil-rubbed Bronze 11 | \$400 | N/A |
| Matte Black 19 , Satin Brass 18 | N/A | \$355 |

IF REQUIRED BY CONSTRUCTION CODE

| | |
|--|-------|
| 16" x 35" Cable driven brass waste & overflow kit BOVERBR | \$240 |
|--|-------|



* The AromaCloud® is built into the deck (factory installed).


** Only when ordering an AromaFlow; an integrated waste & overflow is mandatory (Upcharge). Specify the finish of the waste.

TO ORDER

Complete the **ORDER FORM** in the bainultra.com/interactive-price-list or on bainultra.com/extranet or send your PO to orderdesk@bainultra.com



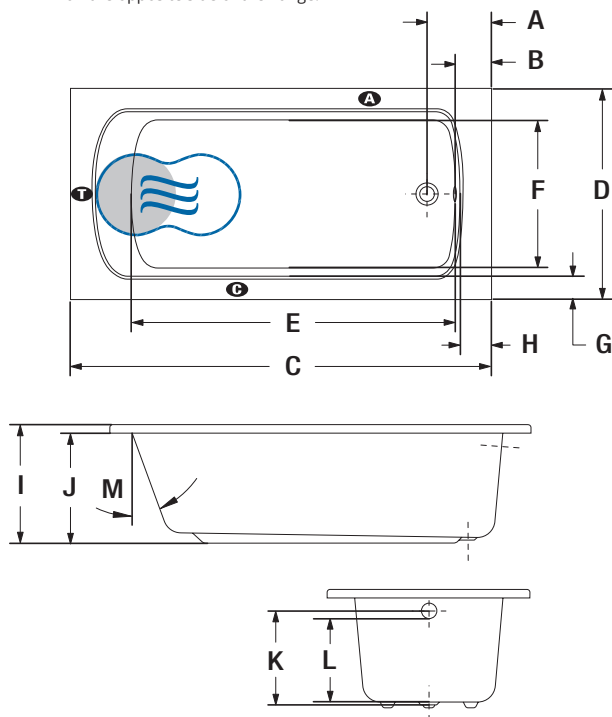
PRO-MERIDIAN 60



AromaCloud®

INSTALLATION

- A** When tile flange is added, the AromaCloud® will automatically be installed on the opposite side of the flange.



| LETTER | DESCRIPTION | MEASURE |
|--------|---|---------|
| A | Outside edge to center drain | 9 5/8" |
| B | Outside edge to overflow | 4 3/8" |
| C | Total length | 71 3/4" |
| D | Total width | 35 7/8" |
| E | Bathing well length | 55 1/4" |
| F | Bathing well width | 25 1/2" |
| G | Deck width | 3 7/8" |
| H | Deck width at drain end | 4 3/8" |
| I | Height from bottom of bath to top deck | 20 1/8" |
| J | Height from bottom of bath to bottom of deck | 18 3/4" |
| K | Height from bottom of drain to center of overflow | 16 1/4" |
| L | Maximum water level (Waste & overflow 16" x 35") | 14 1/2" |
| M | Slope of backrest | 23° |

- A** AromaCloud® position
C Control position when factory-installed (Mia® or DOT)
T Turbine position (TMU)
 ● Indicates heated backrest (TMU)
 ☞ Indicates WarmTouchShell® position (TUB)

TECHNICAL SPECIFICATIONS

| | |
|----------------------------------|--|
| Hot water supply required | The hot water supply should be 70% or more of the bath's total water capacity. |
| Turbine | Access to the pump must be at least 18" x 22". Standard connection is 20 A, 120 V, 60 Hz, dedicated line with a Ground-Fault Circuit Interrupter (GFCI). For any additional option, a second line is needed 15 A, 120 V, 60 Hz, dedicated line with a GFCI. Air vent necessary: 2" x 4" minimum. |
| Others | <ul style="list-style-type: none"> - The Geysair® is located on the same side as the heated backrest. It must NOT be relocated. It must be connected to the hot water supply and be accessible (provide access). - Optional tile flange (specify right or left). - If ordered with an installed tile flange, the control will be shipped separately. - The water level will be lower when an AromaFlow is installed. |

Our products must be installed by certified professionals only and according to our Owner's Manual as well as federal, provincial/state and local building codes and regulations (www.bainultra.com/dealers/dealer-documentation-and-catalog).

| | |
|--------------------------------|------------|
| Cutting template | # 90000013 |
| Approx. shipping weight | 133 lb |
| Turbine power | 550 W |
| Air heater | 600 W |
| WARRANTY | |
| Controls-LED-Geysair* | 5 years |
| Bath & turbine* | 20 years |

* Some restrictions apply | www.bainultra.com/warranty

The specifications shown indicate the outer edge dimension and the inside bathing capacity dimension measured at air jets' height. The manufacturer accepts a 1/4" [0.64 cm] variance. There are variations on each product and specifications are subject to change as we improve upon our product as required. The dimensions needed for site preparation and structure building will differ. BainUltra® assumes no responsibility for preparatory work done prior to the product being on site.

MONARCH 6032

60" x 32" x 20"

Monarch is a refined collection of therapeutic baths with distinctive Quartz deck surfaces, for a look that's noble and pure.



Jet Black quartz deck and skirt

PRODUCT NO.

| MODEL | TMU | TUB |
|--------------------|--------------|--------------|
| Standard (S)* | BMODRB00T-XX | BMODRB00N-XX |
| Grand Luxury (GL)* | BMLDRB00T-XX | BMLDRB00N-XX |

THERMOMASSEUR (TMU)

Hydro-thermo massage • Air jet system

S **\$5,805** GL **\$9,440**

| | |
|---|----------|
| Jets | 37 |
| 1 heated backrest | Included |
| MiaPlus® Control (not installed) | Included |
| BU-Touch Control Application BUTOUCH | \$430 |
| Geysair® | Included |
| AromaCloud® | N/A |
| AromaFlow*** BAROMAF NEW | \$950 |
| Illuzio Chromatherapy BCHRO6 | \$925 |

TUB Soaker

S **\$3,595** GL **\$7,185**

| | |
|--|-----------------------|
| AromaCloud® | N/A |
| AromaFlow*** BAROMAF NEW | \$950 |
| Illuzio Chromatherapy BCHRO6 | \$925 |
| WarmTouchShell® BWTS | \$1,125 |
| DOT control | Included with therapy |

FEATURES

| | |
|-------------------|----------------------------|
| Installation type | Drop-in & Alcove (3 walls) |
| No. of bathers | Imp. gallons 42 |
| US gallons | 50 |

INTEGRATED WASTE & OVERFLOW **BOVERINI-XX** p. 10




| | |
|---|----------------------|
| White 01 , Chrome 07 , Brushed Nickel 09 , Polished Nickel 10 , Matte White with UltraVelour finish 32 | Installed & Included |
|---|----------------------|

STANDARD COLOR (inner shell) p. 13

| | |
|---|----------|
|  | Included |
| White 01 | |

QUARTZ DECK COLOR p. 13






S* **BDMO6032-XX** GL* **BDML6032-XX**

| | | | | |
|---|---|---|----------|----------|
|  |  |  | Included | Included |
| Grey Expo 21 | Jet Black 23 | Lagos Blue 24 | | |

OPTIONS (UPCHARGE APPLICABLE)

QUARTZ DECK COLOR p. 13

S* **BDMO6032-XX** GL* **BDML6032-XX**

| | | | | |
|---|--|--|-------|---------|
|  | | | \$395 | \$1,320 |
| Quasar Light 25 | | | | |
|  |  |  | \$450 | \$1,560 |
| Piatra Grey 26 | Bianco Drift 31 | Woodlands 30 | | |
|  | | | \$900 | \$3,300 |
| Statuario Maximus 29 | | | | |

FINISH (inner shell) p. 6

| | |
|--|-------|
| UltraVelour Matte Finish (white only) BVEL1 | \$650 |
|--|-------|

QUARTZ SKIRT **6018** (60" x 18 7/8") **BSM6018-XX** p. 38

| | |
|--|---------|
| Grey Expo 21 | \$1,195 |
| Jet Black 23 , Lagos Blue 24 | \$1,315 |
| Quasar Light 25 | \$1,860 |
| Piatra Grey 26 , Bianco Drift 31 , Woodlands 30 | \$1,915 |
| Statuario Maximus 29 | \$2,700 |

TILE FLANGE (specify right or left) p. 11

| | |
|--|-------|
| Ordered with bath (not installed) BTILEN | \$79 |
| Factory-installed. Right BTILER , Left BTILEL , Special installation BTILEO | \$155 |

INTEGRATED WASTE & OVERFLOW **BOVERINI-XX** p. 10

| | |
|---|-------|
| Matte Black 19 , Satin Brass 18 | \$120 |
|---|-------|

WASTE & OVERFLOW **16" x 35"** **BOVER16-XX** p. 10

| | |
|--|-------|
| Chrome 07 | \$260 |
| White 01 | \$290 |
| Brushed Nickel 09 , Polished Nickel 10 , Oil-rubbed Bronze 11 | \$400 |

IF REQUIRED BY CONSTRUCTION CODE

| | |
|--|-------|
| Brass waste & overflow kit** BDRCOB | \$240 |
| Brass waste kit** BDRCB | \$60 |
| 16" x 35" Cable driven brass waste & overflow kit BOVERBR | \$240 |

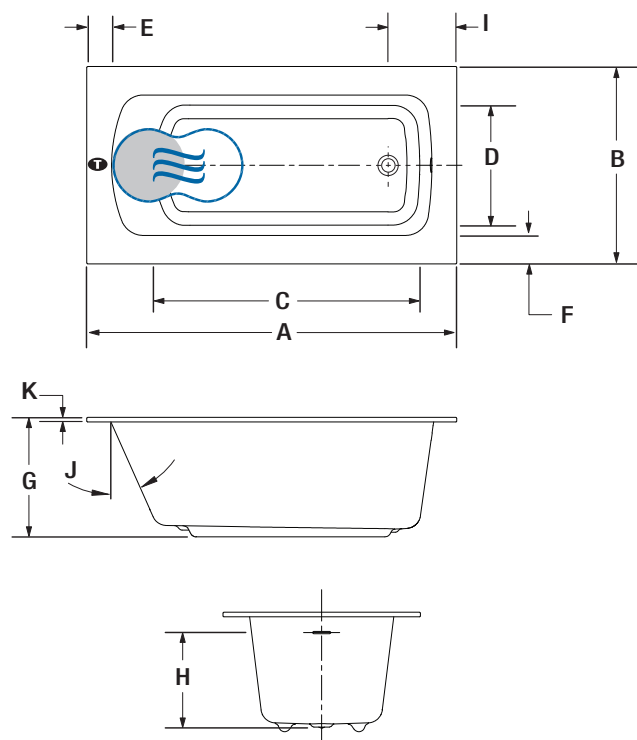


MONARCH 6032



Bianco Drift quartz deck

INSTALLATION



| LETTER | DESCRIPTION | MEASURE |
|--------|---|----------------------|
| A | Total length | 60" |
| B | Total width | 32" |
| C | Bathing well length (at height of jets) | 43 5/8" |
| D | Bathing well width (at height of jets) | 19 5/8" |
| E | Deck width (edges) | 4" |
| F | Deck width (sides) | 4 5/8" |
| G | Bath height | 19 7/8" |
| H | Maximum water level Maximum water level with AromaFlow | 15 1/16" 13 3/16" |
| I | Outside edge to center drain | 11 1/8" |
| J | Slope of backrest | 24° |
| K | Quartz deck height | 3/4" |

T Turbine position (TMU)

● Indicates heated backrest (TMU)

☞ Indicates WarmTouchShell® position (TUB)

💡 Don't forget that this model is available in **White only with choice of quartz deck color**. Don't forget to specify the **finish of the integrated waste & overflow**.

* Standard: Quartz deck with seam. Grand Luxury: one piece Quartz deck.

** When ordered with integrated waste & overflow.

*** When ordering an AromaFlow, an Integrated waste & overflow is mandatory (Included). Specify the finish of the waste.

TO ORDER

Complete the **ORDER FORM** in the bainultra.com/interactive-price-list or on bainultra.com/extranet or send your PO to orderdesk@bainultra.com

TECHNICAL SPECIFICATIONS

| | |
|----------------------------------|--|
| Hot water supply required | The hot water supply should be 70% or more of the bath's total water capacity. |
| Turbine | Access to the pump must be at least 18" x 22". Standard connection is 20 A, 120 V, 60 Hz, dedicated line with a Ground-Fault Circuit Interrupter (GFCI). For any additional option, a second line is needed 15 A, 120 V, 60 Hz, dedicated line with a GFCI. |
| Others | <ul style="list-style-type: none"> - The Geysair® is located on the same side as the heated backrest. It must NOT be relocated. It must be connected to the hot water supply and be accessible (provide access). - Control cannot be installed on the Quartz deck. - Optional tile flange (specify right or left). - The water level will be lower when an AromaFlow is installed. |

Our products must be installed by certified professionals only and according to our Monarch Installation Manual as well as federal, provincial/state and local building codes and regulations (www.bainultra.com/dealers/dealer-documentation-and-catalog).

The specifications shown indicate the outer edge dimension and the inside bathing capacity dimension measured at air jets' height. The manufacturer accepts a 1/4" [0.64 cm] variance. There are variations on each product and specifications are subject to change as we improve upon our product as required. The dimensions needed for site preparation and structure building will differ. BainUltra® assumes no responsibility for preparatory work done prior to the product being on site.

| | |
|--------------------------------|----------|
| Approx. shipping weight | 234 lb |
| Turbine power | 550 W |
| Air heater | 600 W |
| WARRANTY | |
| Controls-LED-Geysair* | 5 years |
| Quartz deck* | 15 years |
| Bath & turbine* | 20 years |

* Some restrictions apply | www.bainultra.com/warranty

MONARCH 6036

60" x 36" x 20"

Monarch is a refined collection of therapeutic baths with distinctive Quartz deck surfaces, for a look that's noble and pure.



Jet Black quartz deck and skirt

PRODUCT NO.

| MODEL | TMU | TUB |
|--------------------|--------------|--------------|
| Standard (S)* | BMOFRB00T-XX | BMOFRB00N-XX |
| Grand Luxury (GL)* | BMLFRB00T-XX | BMLFRB00N-XX |

THERMOMASSEUR (TMU)

Hydro-thermo massage • Air jet system

S **\$5,990** GL **\$9,715**

| | |
|---|----------|
| Jets | 40 |
| 1 heated backrest | Included |
| MiaPlus® Control (not installed) | Included |
| BU-Touch Control Application BUTOUCH | \$430 |
| Geysair® | Included |
| AromaCloud® | N/A |
| AromaFlow*** BAROMAF NEW | \$950 |
| Illuzio Chromatherapy BCHRO6 | \$925 |

TUB Soaker

S **\$3,740** GL **\$7,470**

| | |
|--|-----------------------|
| AromaCloud® | N/A |
| AromaFlow*** BAROMAF NEW | \$950 |
| Illuzio Chromatherapy BCHRO6 | \$925 |
| WarmTouchShell® BWTS | \$1,125 |
| DOT control | Included with therapy |

FEATURES

| | |
|-------------------|----------------------------|
| Installation type | Drop-in & Alcove (3 walls) |
| No. of bathers | 4 |
| US gallons | 48 |
| Imp. gallons | 40 |

INTEGRATED WASTE & OVERFLOW **BOVERINI-XX** p. 10




| | |
|---|----------------------|
| White 01 , Chrome 07 , Brushed Nickel 09 , Polished Nickel 10 , Matte White with UltraVelour finish 32 | Installed & Included |
|---|----------------------|

STANDARD COLOR (inner shell) p. 13

| | |
|---|----------|
|  | Included |
| White 01 | |

QUARTZ DECK COLOR p. 13






S* **BDMO6036-XX** GL* **BDML6036-XX**

| | | | | |
|---|---|---|----------|----------|
|  |  |  | Included | Included |
| Grey Expo 21 | Jet Black 23 | Lagos Blue 24 | | |

OPTIONS (UPCHARGE APPLICABLE)

QUARTZ DECK COLOR p. 13

S* **BDMO6036-XX** GL* **BDML6036-XX**

| | | | | |
|---|--|--|---------|---------|
|  | | | \$480 | \$1,475 |
| Quasar Light 25 | | | | |
|  |  |  | | |
| Piatra Grey 26 | Bianco Drift 31 | Woodlands 30 | \$540 | \$1,740 |
|  | | | \$1,200 | \$3,780 |
| Statuario Maximus 29 | | | | |

FINISH (inner shell) p. 6

| | |
|--|-------|
| UltraVelour Matte Finish (white only) BVEL1 | \$650 |
|--|-------|

QUARTZ SKIRT **6018** (60" x 18 7/8") **BSM6018-XX** p. 38

| | |
|--|---------|
| Grey Expo 21 | \$1,195 |
| Jet Black 23 , Lagos Blue 24 | \$1,315 |
| Quasar Light 25 | \$1,860 |
| Piatra Grey 26 , Bianco Drift 31 , Woodlands 30 | \$1,915 |
| Statuario Maximus 29 | \$2,700 |

TILE FLANGE (specify right or left) p. 11

| | |
|--|-------|
| Ordered with bath (not installed) BTILEN | \$79 |
| Factory-installed. Right BTILER , Left BTILEL , Special installation BTILEO | \$155 |

INTEGRATED WASTE & OVERFLOW **BOVERINI-XX** p. 10

| | |
|---|-------|
| Matte Black 19 , Satin Brass 18 | \$120 |
|---|-------|

WASTE & OVERFLOW **16" x 35"** **BOVER16-XX** p. 10

| | |
|--|-------|
| Chrome 07 | \$260 |
| White 01 | \$290 |
| Brushed Nickel 09 , Polished Nickel 10 , Oil-rubbed Bronze 11 | \$400 |

IF REQUIRED BY CONSTRUCTION CODE

| | |
|--|-------|
| Brass waste & overflow kit** BDRCOB | \$240 |
| Brass waste kit** BDRCB | \$60 |
| 16" x 35" Cable driven brass waste & overflow kit BOVERBR | \$240 |

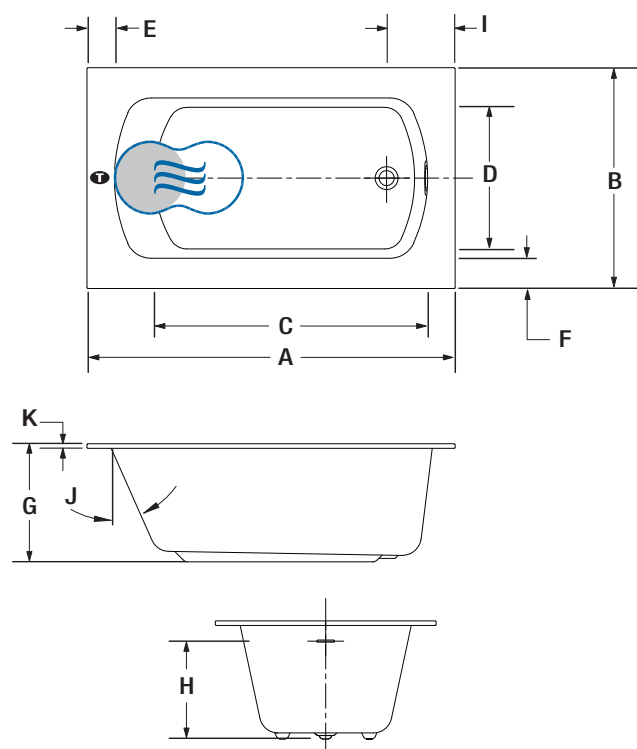


MONARCH 6036



Bianco Drift quartz deck

INSTALLATION



| LETTER | DESCRIPTION | MEASURE |
|--------|---|----------------------|
| A | Total length | 60" |
| B | Total width | 36" |
| C | Bathing well length (at height of jets) | 42 3/8" |
| D | Bathing well width (at height of jets) | 22 3/4" |
| E | Deck width (edges) | 4 5/8" |
| F | Deck width (sides) | 5 1/8" |
| G | Bath height | 19 7/8" |
| H | Maximum water level Maximum water level with AromaFlow | 15 1/16" 13 3/16" |
| I | Outside edge to center drain | 11 1/8" |
| J | Slope of backrest | 24° |
| K | Quartz deck height | 3/4" |

T Turbine position (TMU)

● Indicates heated backrest (TMU)

☞ Indicates WarmTouchShell® position (TUB)

💡 Don't forget that this model is available in **White only with choice of quartz deck color**. Don't forget to specify the **finish of the integrated waste & overflow**.

* Standard: Quartz deck with seam. Grand Luxury: one piece Quartz deck.

** When ordered with integrated waste & overflow.

*** When ordering an AromaFlow, an Integrated waste & overflow is mandatory (Included). Specify the finish of the waste.

TO ORDER

Complete the **ORDER FORM** in the bainultra.com/interactive-price-list or on bainultra.com/extranet or send your PO to orderdesk@bainultra.com

TECHNICAL SPECIFICATIONS

| | |
|----------------------------------|--|
| Hot water supply required | The hot water supply should be 70% or more of the bath's total water capacity. |
| Turbine | Access to the pump must be at least 18" x 22". Standard connection is 20 A, 120 V, 60 Hz , dedicated line with a Ground-Fault Circuit Interrupter (GFCI). For any additional option, a second line is needed 15 A, 120 V, 60 Hz , dedicated line with a GFCI. |
| Others | <ul style="list-style-type: none"> - The Geysair® is located on the same side as the heated backrest. It must NOT be relocated. It must be connected to the hot water supply and be accessible (provide access). - Control cannot be installed on the Quartz deck. - Optional tile flange (specify right or left). - The water level will be lower when an AromaFlow is installed. |

Our products must be installed by certified professionals only and according to our Monarch Installation Manual as well as federal, provincial/state and local building codes and regulations (www.bainultra.com/dealers/dealer-documentation-and-catalog).

| | |
|--------------------------------|----------|
| Approx. shipping weight | 244 lb |
| Turbine power | 550 W |
| Air heater | 600 W |
| WARRANTY | |
| Controls-LED-Geysair* | 5 years |
| Quartz deck* | 15 years |
| Bath & turbine* | 20 years |

* Some restrictions apply | www.bainultra.com/warranty

The specifications shown indicate the outer edge dimension and the inside bathing capacity dimension measured at air jets' height. The manufacturer accepts a 1/4" [0.64 cm] variance. There are variations on each product and specifications are subject to change as we improve upon our product as required. The dimensions needed for site preparation and structure building will differ. BainUltra® assumes no responsibility for preparatory work done prior to the product being on site.

MONARCH 6636

66" x 36" x 20"

Monarch is a refined collection of therapeutic baths with distinctive Quartz deck surfaces, for a look that's noble and pure.

PRODUCT NO.

| MODEL | TMU | TUB |
|--------------------|--------------|--------------|
| Standard (S)* | BMOLRB00T-XX | BMOLRB00N-XX |
| Grand Luxury (GL)* | BMLLRB00T-XX | BMLLRB00N-XX |

THERMOMASSEUR (TMU)

Hydro-thermo massage • Air Jet system

S **\$6,050** GL **\$10,140**

| | |
|--|----------|
| Jets | 42 |
| 1 heated backrest | Included |
| MiaPlus® Control (not installed) | Included |
| BU-Touch Control Application BUTOUCH | \$430 |
| Geysair® | Included |
| AromaCloud® | N/A |
| AromaFlow*** BAROMAF NEW | \$950 |
| Illuzio Chromatherapy BCHRO6 | \$925 |
| 2nd heated backrest (WTS-1 zone) BSHB | \$1,125 |

TUB Soaker

S **\$3,840** GL **\$7,960**

| | |
|-------------------------------------|-----------------------|
| AromaCloud® | N/A |
| AromaFlow*** BAROMAF NEW | \$950 |
| Illuzio Chromatherapy BCHRO6 | \$925 |
| WarmTouchShell® BWTS | \$1,125 |
| DOT control | Included with therapy |
| 2nd WarmTouchShell® BWTS2 | \$370 |

FEATURES

| | |
|-------------------|----------------------------|
| Installation type | Drop-in & Alcove (3 walls) |
| No. of bathers | 2 |
| US gallons | 50 |
| Imp. gallons | 42 |

INTEGRATED WASTE & OVERFLOW **BOVERINI-XX** p. 10




| | |
|---|----------------------|
| White 01 , Chrome 07 , Brushed Nickel 09 , Polished Nickel 10 , Matte White with UltraVelour finish 32 | Installed & Included |
|---|----------------------|

STANDARD COLOR (inner shell) p. 13

| | |
|---|----------|
|  | Included |
| White 01 | |

QUARTZ DECK COLOR p. 13






S* **BDMO6636-XX** GL* **BDML6636-XX**

| | | | | |
|---|---|---|----------|----------|
|  |  |  | Included | Included |
| Grey Expo 21 | Jet Black 23 | Lagos Blue 24 | | |

OPTIONS (UPCHARGE APPLICABLE)

QUARTZ DECK COLOR p. 13

S* **BDMO6636-XX** GL* **BDML6636-XX**

| | | | |
|---|---|--|---------|
|  | | \$540 | \$1,620 |
| Quasar Light 25 | | | |
|  |  |  | |
| Piatra Grey 26 | Bianco Drift 31 | Woodlands 30 | |
|  | | \$1,260 | \$4,080 |
| Statuario Maximus 29 | | | |

FINISH (inner shell) p. 6

| | |
|--|-------|
| UltraVelour Matte Finish (white only) BVEL1 | \$650 |
|--|-------|

QUARTZ SKIRT **6618** (66" x 18 7/8") **BSM6618-XX** p. 38

| | |
|--|---------|
| Grey Expo 21 | \$1,315 |
| Jet Black 23 , Lagos Blue 24 | \$1,380 |
| Quasar Light 25 | \$1,980 |
| Piatra Grey 26 , Bianco Drift 31 , Woodlands 30 | \$2,100 |
| Statuario Maximus 29 | \$2,940 |

TILE FLANGE (specify front or back) p. 11

| | |
|--|-------|
| Ordered with bath (not installed) BTILEN | \$79 |
| Factory-installed. Front BTILEF , Back BTILEB , Special installation BTILEO | \$155 |

INTEGRATED WASTE & OVERFLOW **BOVERINI-XX** p. 10

| | |
|---|-------|
| Matte Black 19 , Satin Brass 18 | \$120 |
|---|-------|

WASTE & OVERFLOW **16" x 35"** **BOVER16-XX** p. 10

| | |
|--|-------|
| Chrome 07 | \$260 |
| White 01 | \$290 |
| Brushed Nickel 09 , Polished Nickel 10 , Oil-rubbed Bronze 11 | \$400 |

IF REQUIRED BY CONSTRUCTION CODE

| | |
|--|-------|
| Brass waste & overflow kit** BDRCOB | \$240 |
| Brass waste kit** BDRCB | \$60 |
| 16" x 35" Cable driven brass waste & overflow kit BOVERBR | \$240 |

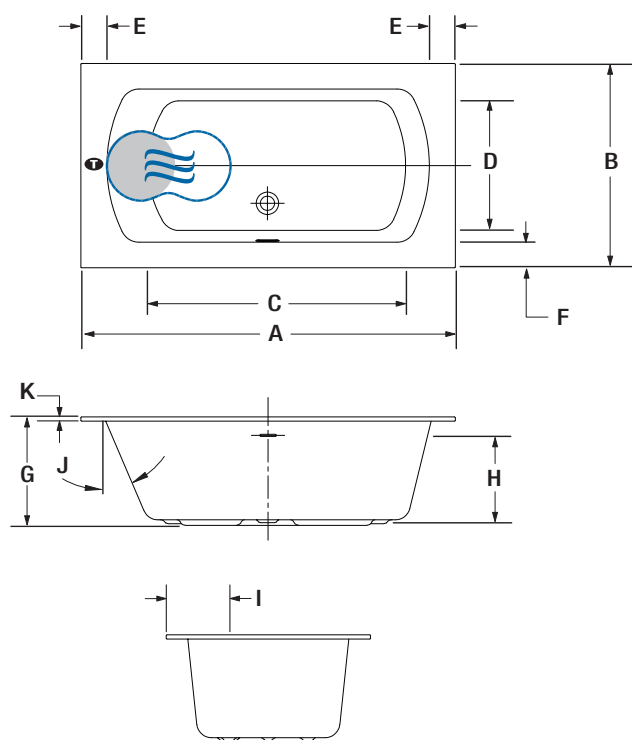


MONARCH 6636



Lagos Blue quartz deck

INSTALLATION



| LETTER | DESCRIPTION | MEASURE |
|--------|---|--------------------|
| A | Total length | 66" |
| B | Total width | 36" |
| C | Bathing well length (at height of jets) | 46 1/8" |
| D | Bathing well width (at height of jets) | 23 1/4" |
| E | Deck width (edges) | 4 3/4" |
| F | Deck width (sides) | 4 5/8" |
| G | Bath height | 19 5/8" |
| H | Maximum water level Maximum water level with AromaFlow | 15 3/8" 13 1/2" |
| I | Outside edge to center drain | 11 3/8" |
| J | Slope of backrest | 23° |
| K | Quartz deck height | 3/4" |

T Turbine position (TMU)

● Indicates heated backrest (TMU)

☞ Indicates WarmTouchShell® position (TUB)



Don't forget that this model is available in **White only with choice of quartz deck color**. Don't forget to specify the **finish of the integrated waste & overflow**.

* Standard: Quartz deck with seam. Grand Luxury: one piece Quartz deck.

** When ordered with integrated drain & overflow.

*** When ordering an AromaFlow, an Integrated waste & overflow is mandatory (Included). Specify the finish of the waste.

TO ORDER

Complete the **ORDER FORM** in the bainultra.com/interactive-price-list or on bainultra.com/extranet or send your PO to orderdesk@bainultra.com

TECHNICAL SPECIFICATIONS

| | |
|----------------------------------|--|
| Hot water supply required | The hot water supply should be 70% or more of the bath's total water capacity. |
| Turbine | Access to the pump must be at least 18" x 22". Standard connection is 20 A, 120 V, 60 Hz, dedicated line with a Ground-Fault Circuit Interrupter (GFCI). For any additional option, a second line is needed 15 A, 120 V, 60 Hz, dedicated line with a GFCI. |
| Others | <ul style="list-style-type: none"> - The Geysair® is located on the same side as the heated backrest. It must NOT be relocated. It must be connected to the hot water supply and be accessible (provide access). - Control cannot be installed on the Quartz deck. - Optional tile flange (specify front or back). - The water level will be lower when an AromaFlow is installed. |

Our products must be installed by certified professionals only and according to our Monarch Installation Manual as well as federal, provincial/state and local building codes and regulations (www.bainultra.com/dealers/dealer-documentation-and-catalog).

The specifications shown indicate the outer edge dimension and the inside bathing capacity dimension measured at air jets' height. The manufacturer accepts a 1/4" [0.64 cm] variance. There are variations on each product and specifications are subject to change as we improve upon our product as required. The dimensions needed for site preparation and structure building will differ. BainUltra® assumes no responsibility for preparatory work done prior to the product being on site.

| | |
|--------------------------------|----------|
| Approx. shipping weight | 253 lb |
| Turbine power | 550 W |
| Air heater | 600 W |
| WARRANTY | |
| Controls-LED-Geysair* | 5 years |
| Quartz deck* | 15 years |
| Bath & turbine* | 20 years |

* Some restrictions apply | www.bainultra.com/warranty

MONARCH 6638F

66" x 38" x 20"

Monarch is a refined collection of therapeutic baths with distinctive Quartz deck surfaces, for a look that's noble and pure.

PRODUCT NO.

| MODEL | TMU | TUB |
|--------------------|--------------|--------------|
| Standard (S)* | BMOMHB00T-XX | BMOMHB00N-XX |
| Grand Luxury (GL)* | BMLMHB00T-XX | BMLMHB00N-XX |

THERMOMASSEUR (TMU)

Hydro-thermo massage • Air Jet system

S **\$6,100** GL **\$10,255**

| | |
|--|----------|
| Jets | 42 |
| 1 heated backrest | Included |
| MiaPlus® Control (not installed) | Included |
| BU-Touch Control Application BUTOUCH | \$430 |
| Geysair® | Included |
| AromaCloud® | N/A |
| AromaFlow*** BAROMAF NEW | \$950 |
| Illuzio Chromatherapy BCHRO6 | \$925 |
| 2nd heated backrest (WTS-1 zone) BSHB | \$1,125 |

TUB Soaker

S **\$3,940** GL **\$7,890**

| | |
|--|-----------------------|
| AromaCloud® | N/A |
| AromaFlow*** BAROMAF NEW | \$950 |
| Illuzio Chromatherapy BCHRO6 | \$925 |
| WarmTouchShell® BWTS | \$1,125 |
| DOT control | Included with therapy |
| 2nd WarmTouchShell® BWTS2 | \$370 |

FEATURES

| | |
|-------------------|----------------------------|
| Installation type | Drop-in & Alcove (3 walls) |
| No. of bathers | 2 |
| US gallons | 50 |
| Imp. gallons | 42 |

INTEGRATED WASTE & OVERFLOW **BOVERINI-XX** p. 10




| | |
|---|----------------------|
| White 01 , Chrome 07 , Brushed Nickel 09 , Polished Nickel 10 , Matte White with UltraVelour finish 32 | Installed & Included |
|---|----------------------|

STANDARD COLOR (inner shell) p. 13

| | |
|---|----------|
|  | Included |
| White 01 | |

QUARTZ DECK COLOR p. 13

S* **BDMO6638F-XX** GL* **BDML6638F-XX**






| | | | | |
|---|---|---|----------|----------|
|  |  |  | Included | Included |
| Grey Expo 21 | Jet Black 23 | Lagos Blue 24 | | |

Piatra Grey with quartz skirt 6618

OPTIONS (UPCHARGE APPLICABLE)

QUARTZ DECK COLOR p. 13

S* **BDMO6638F-XX** GL* **BDML6638F-XX**

| | | | |
|---|---|---------|---------|
|  | Quasar Light 25 | \$540 | \$1,740 |
|    | Piatra Grey 26 Bianco Drift 31 Woodlands 30 | \$630 | \$2,040 |
|  | Statuario Maximus 29 | \$1,260 | \$4,320 |

FINISH (inner shell) p. 6

| | |
|--|-------|
| UltraVelour Matte Finish (white only) BVEL1 | \$650 |
|--|-------|

QUARTZ SKIRT **6618** (66" x 18 7/8") **BSM6618-XX** p. 38

| | |
|--|---------|
| Grey Expo 21 | \$1,315 |
| Jet Black 23 , Lagos Blue 24 | \$1,380 |
| Quasar Light 25 | \$1,980 |
| Piatra Grey 26 , Bianco Drift 31 , Woodlands 30 | \$2,100 |
| Statuario Maximus 29 | \$2,940 |

TILE FLANGE p. 11

| | |
|---|-------|
| Ordered with bath (not installed) BTILEN | \$79 |
| Factory-installed. Front BTILEF , Special installation BTILEO | \$155 |

INTEGRATED WASTE & OVERFLOW **BOVERINI-XX** p. 10

| | |
|---|-------|
| Matte Black 19 , Satin Brass 18 | \$120 |
|---|-------|

WASTE & OVERFLOW 16" x 35" **BOVER16-XX** p. 10

| | |
|--|-------|
| Chrome 07 | \$260 |
| White 01 | \$290 |
| Brushed Nickel 09 , Polished Nickel 10 , Oil-rubbed Bronze 11 | \$400 |

IF REQUIRED BY CONSTRUCTION CODE

| | |
|--|-------|
| Brass waste & overflow kit** BDRCOB | \$240 |
| Brass waste kit** BDRCB | \$60 |
| 16" x 35" Cable driven brass waste & overflow kit BOVERBR | \$240 |

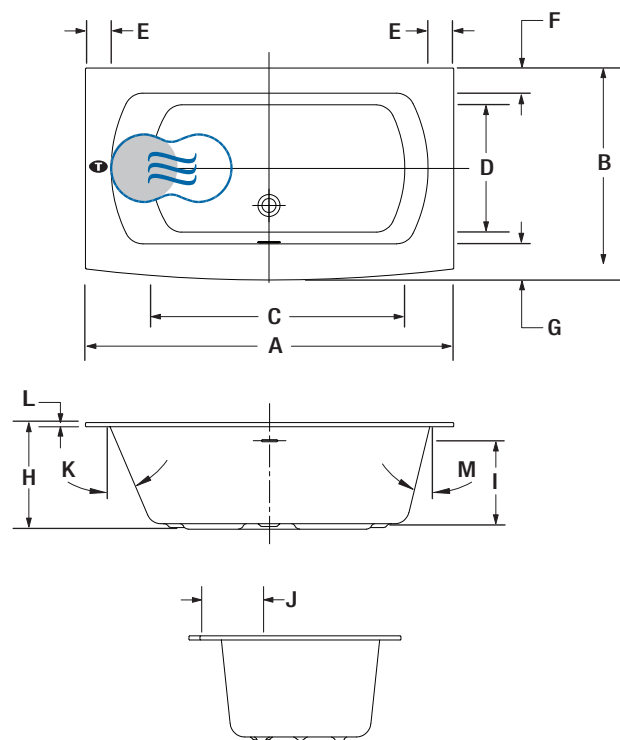


MONARCH 6638F CURVED DECK – FRONT



Statuario Maximus quartz deck


INSTALLATION



| LETTER | DESCRIPTION | MEASURE |
|--------|---|--------------------|
| A | Total length | 66" |
| B | Total width | 38" |
| C | Bathing well length (at height of jets) | 46 1/8" |
| D | Bathing well width (at height of jets) | 23 1/4" |
| E | Deck width (edges) | 4 3/4" |
| F | Deck width (straight side) | 4 5/8" |
| G | Deck width (curved side) | 6 5/8" |
| H | Bath height | 19 5/8" |
| I | Maximum water level Maximum water level with AromaFlow | 15 3/8" 13 1/2" |
| J | Outside edge to center drain | 13 3/8" |
| K | Slope of backrest | 23° |
| L | Quartz deck height | 3/4" |
| M | Slope of backrest | 15° |

T Turbine position (TMU)

● Indicates heated backrest (TMU)

 Indicates WarmTouchShell® position (TUB)



Don't forget that this model is available in **White only with choice of quartz deck color**. Don't forget to specify the **finish of the integrated waste & overflow**.

* Standard: Quartz deck with seam. Grand Luxury: one piece Quartz deck.

** When ordered with integrated waste & overflow.

*** When ordering an AromaFlow, an Integrated waste & overflow is mandatory (Included). Specify the finish of the waste.

TO ORDER

Complete the **ORDER FORM** in the bainultra.com/interactive-price-list or on bainultra.com/extranet or send your PO to orderdesk@bainultra.com

TECHNICAL SPECIFICATIONS

| | |
|----------------------------------|--|
| Hot water supply required | The hot water supply should be 70% or more of the bath's total water capacity. |
| Turbine | Access to the pump must be at least 18" x 22". Standard connection is 20 A, 120 V, 60 Hz, dedicated line with a Ground-Fault Circuit Interrupter (GFCI). For any additional option, a second line is needed 15 A, 120 V, 60 Hz, dedicated line with a GFCI. |
| Others | <ul style="list-style-type: none"> - The Geysair® is located on the same side as the heated backrest. It must NOT be relocated. It must be connected to the hot water supply and be accessible (provide access). - Control cannot be installed on the Quartz deck. - Optional tile flange. - The water level will be lower when an AromaFlow is installed. |

Our products must be installed by certified professionals only and according to our Monarch Installation Manual as well as federal, provincial/state and local building codes and regulations (www.bainultra.com/dealers/dealer-documentation-and-catalog).

The specifications shown indicate the outer edge dimension and the inside bathing capacity dimension measured at air jets' height. The manufacturer accepts a 1/4" [0.64 cm] variance. There are variations on each product and specifications are subject to change as we improve upon our product as required. The dimensions needed for site preparation and structure building will differ. BainUltra® assumes no responsibility for preparatory work done prior to the product being on site.

| | |
|--------------------------------|----------|
| Approx. shipping weight | 260 lb |
| Turbine power | 550 W |
| Air heater | 600 W |
| WARRANTY | |
| Controls-LED-Geysair* | 5 years |
| Quartz deck* | 15 years |
| Bath & turbine* | 20 years |

* Some restrictions apply | www.bainultra.com/warranty

MONARCH 7236

72" x 36" x 21"

Monarch is a refined collection of therapeutic baths with distinctive Quartz deck surfaces, for a look that's noble and pure.

PRODUCT NO.

| MODEL | TMU | TUB |
|--------------------|--------------|--------------|
| Standard (S)* | BMOSRB00T-XX | BMOSRB00N-XX |
| Grand Luxury (GL)* | BMLSRB00T-XX | BMLSRB00N-XX |

THERMOMASSEUR (TMU)

Hydro-thermo massage • Air jet system

S **\$6,285** GL **\$10,600**

| | |
|--|----------|
| Jets | 44 |
| 1 heated backrest | Included |
| MiaPlus® Control (not installed) | Included |
| BU-Touch Control Application BUTOUCH | \$430 |
| Geysair® | Included |
| AromaCloud® | N/A |
| AromaFlow*** BAROMAF NEW | \$950 |
| Illuzio Chromatherapy BCHRO6 | \$925 |
| 2nd heated backrest (WTS-1 zone) BSHB | \$1,125 |

TUB Soaker

S **\$4,100** GL **\$8,385**

| | |
|-------------------------------------|-----------------------|
| AromaCloud® | N/A |
| AromaFlow*** BAROMAF NEW | \$950 |
| Illuzio Chromatherapy BCHRO6 | \$925 |
| WarmTouchShell® BWTS | \$1,125 |
| DOT control | Included with therapy |
| 2nd WarmTouchShell® BWTS2 | \$370 |

FEATURES

| | |
|-------------------|----------------------------|
| Installation type | Drop-in & Alcove (3 walls) |
| No. of bathers | 2 |
| US gallons | 63 |
| Imp. gallons | 53 |

INTEGRATED WASTE & OVERFLOW **BOVERINI-XX** p. 10




| | |
|---|----------------------|
| White 01 , Chrome 07 , Brushed Nickel 09 , Polished Nickel 10 , Matte White with UltraVelour finish 32 | Installed & Included |
|---|----------------------|

STANDARD COLOR (inner shell) p. 13

| | |
|---|----------|
|  | Included |
| White 01 | |

QUARTZ DECK COLOR p. 13






S* **BDMO7236-XX** GL* **BDML7236-XX**

| | | | | |
|---|---|---|----------|----------|
|  |  |  | Included | Included |
| Grey Expo 21 | Jet Black 23 | Lagos Blue 24 | | |

OPTIONS (UPCHARGE APPLICABLE)

QUARTZ DECK COLOR p. 13

S* **BDMO7236-XX** GL* **BDML7236-XX**

| | | | |
|--|-----------------------------|---------|---------|
|  | Quasar Light 25 | \$510 | \$1,710 |
|  | Piatra Grey 26 | \$600 | \$2,070 |
|  | Bianco Drift 31 | | |
|  | Woodlands 30 | | |
|  | Statuario Maximus 29 | \$1,380 | \$4,530 |

FINISH (inner shell) p. 6

| | |
|--|-------|
| UltraVelour Matte Finish (white only) BVEL1 | \$650 |
|--|-------|

QUARTZ SKIRT 7220 (72" x 20") **BSM7220-XX** p. 38

| | |
|--|---------|
| Grey Expo 21 | \$1,500 |
| Jet Black 23 , Lagos Blue 24 | \$1,620 |
| Quasar Light 25 | \$2,275 |
| Piatra Grey 26 , Bianco Drift 31 , Woodlands 30 | \$2,395 |
| Statuario Maximus 29 | \$3,350 |

TILE FLANGE (specify front or back) p. 11

| | |
|--|-------|
| Ordered with bath (not installed) BTILEN | \$79 |
| Factory-installed. Front BTILEF , Back BTILEB , Special installation BTILEO | \$155 |

INTEGRATED WASTE & OVERFLOW **BOVERINI-XX** p. 10

| | |
|---|-------|
| Matte Black 19 , Satin Brass 18 | \$120 |
|---|-------|

WASTE & OVERFLOW 16" x 35" **BOVER16-XX** p. 10

| | |
|--|-------|
| Chrome 07 | \$260 |
| White 01 | \$290 |
| Brushed Nickel 09 , Polished Nickel 10 , Oil-rubbed Bronze 11 | \$400 |

IF REQUIRED BY CONSTRUCTION CODE

| | |
|--|-------|
| Brass waste & overflow kit** BDRCOB | \$240 |
| Brass waste kit** BDRCB | \$60 |
| 16" x 35" Cable driven brass waste & overflow kit BOVERBR | \$240 |

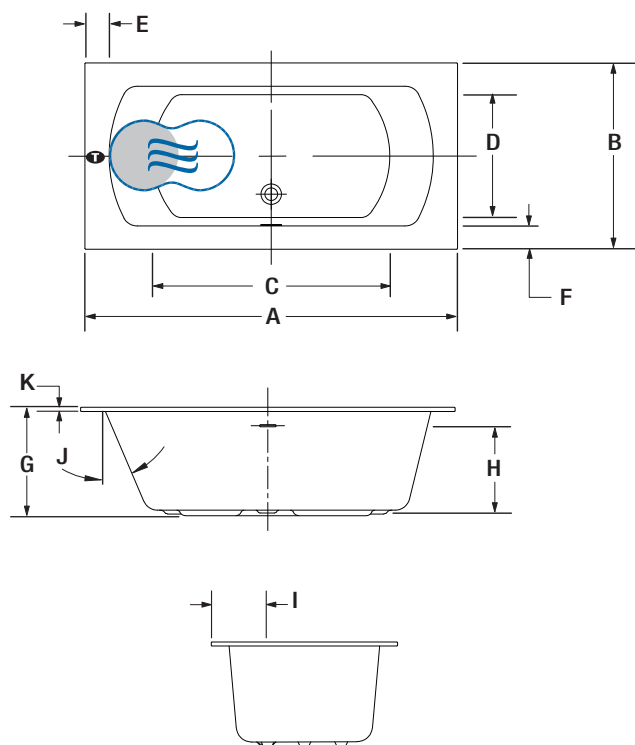


MONARCH 7236



Lagos Blue quartz deck

INSTALLATION



| LETTER | DESCRIPTION | MEASURE |
|--------|---|--------------------|
| A | Total length | 72" |
| B | Total width | 36" |
| C | Bathing well length (at height of jets) | 47 1/4" |
| D | Bathing well width (at height of jets) | 24 1/4" |
| E | Deck width (edges) | 4 7/8" |
| F | Deck width (sides) | 4 5/8" |
| G | Bath height | 21" |
| H | Maximum water level Maximum water level with AromaFlow | 16 1/8" 14 1/4" |
| I | Outside edge to center drain | 10 5/8" |
| J | Slope of backrest | 26° |
| K | Quartz deck height | 3/4" |

- Turbine position (TMU) Indicates WarmTouchShell® position (TUB)
 Indicates heated backrest (TMU)

Don't forget that this model is available in **White only with choice of quartz deck color**. Don't forget to specify the **finish of the integrated waste & overflow**.

* Standard: Quartz deck with seam. Grand Luxury: one piece Quartz deck.

** When ordered with integrated waste & overflow.

*** When ordering an AromaFlow, an Integrated waste & overflow is mandatory (Included). Specify the finish of the waste.

TO ORDER

Complete the **ORDER FORM** in the bainultra.com/interactive-price-list or on bainultra.com/extranet or send your PO to orderdesk@bainultra.com

TECHNICAL SPECIFICATIONS

| | |
|----------------------------------|--|
| Hot water supply required | The hot water supply should be 70% or more of the bath's total water capacity. |
| Turbine | Access to the pump must be at least 18" x 22". Standard connection is 20 A, 120 V, 60 Hz, dedicated line with a Ground-Fault Circuit Interrupter (GFCI). For any additional option, a second line is needed 15 A, 120 V, 60 Hz, dedicated line with a GFCI. |
| Others | <ul style="list-style-type: none"> - The Geysair® is located on the same side as the heated backrest. It must NOT be relocated. It must be connected to the hot water supply and be accessible (provide access). - Control cannot be installed on the Quartz deck. - Optional tile flange (specify front or back). - The water level will be lower when an AromaFlow is installed. |

Our products must be installed by certified professionals only and according to our Monarch Installation Manual as well as federal, provincial/state and local building codes and regulations (www.bainultra.com/dealers/dealer-documentation-and-catalog).

The specifications shown indicate the outer edge dimension and the inside bathing capacity dimension measured at air jets' height. The manufacturer accepts a 1/4" [0.64 cm] variance. There are variations on each product and specifications are subject to change as we improve upon our product as required. The dimensions needed for site preparation and structure building will differ. BainUltra® assumes no responsibility for preparatory work done prior to the product being on site.

| | |
|--------------------------------|----------|
| Approx. shipping weight | 266 lb |
| Turbine power | 550 W |
| Air heater | 600 W |
| WARRANTY | |
| Controls-LED-Geysair* | 5 years |
| Quartz deck* | 15 years |
| Bath & turbine* | 20 years |

* Some restrictions apply | www.bainultra.com/warranty

MONARCH 7238F

72" x 38" x 21"

Monarch is a refined collection of therapeutic baths with distinctive Quartz deck surfaces, for a look that's noble and pure.

PRODUCT NO.

| MODEL | TMU | TUB |
|--------------------|--------------|--------------|
| Standard (S)* | BMOTHB00T-XX | BMOTFD00N-XX |
| Grand Luxury (GL)* | BMLTHB00T-XX | BMLTFD00N-XX |

THERMOMASSEUR (TMU)

Hydro-thermo massage • Air jet system

S **\$6,340** GL **\$10,705**

| | |
|---------------------------------------|----------|
| Jets | 44 |
| 1 heated backrest | Included |
| MiaPlus® Control (not installed) | Included |
| BU-Touch Control Application BUTOUCH | \$430 |
| Geysair® | Included |
| AromaCloud® | N/A |
| AromaFlow*** BAROMAF NEW | \$950 |
| Illuzio Chromatherapy BCHRO6 | \$925 |
| 2nd heated backrest (WTS-1 zone) BSHB | \$1,125 |

TUB

Soaker

S **\$4,165** GL **\$8,480**

| | |
|---------------------------------|-----------------------|
| AromaCloud® | N/A |
| AromaFlow*** BAROMAF NEW | \$950 |
| Illuzio Chromatherapy BCHRO6 | \$925 |
| WarmTouchShell® BWTS | \$1,125 |
| DOT control | Included with therapy |
| 2nd WarmTouchShell® BWTS2 | \$370 |

FEATURES

| | |
|-------------------|----------------------------|
| Installation type | Drop-in & Alcove (3 walls) |
| No. of bathers | 2 |
| US gallons | 63 |
| Imp. gallons | 53 |

INTEGRATED WASTE & OVERFLOW BOVERINI-XX p. 10




| | |
|--|----------------------|
| White 01, Chrome 07, Brushed Nickel 09, Polished Nickel 10, Matte White with UltraVelour finish 32 | Installed & Included |
|--|----------------------|

STANDARD COLOR (inner shell) p. 13

| | |
|---|----------|
|  | Included |
| White 01 | |

QUARTZ DECK COLOR p. 13






S* **BDMO7238F-XX** GL* **BDML7238F-XX**

| | | | | |
|---|---|---|----------|----------|
|  |  |  | Included | Included |
| Grey Expo 21 | Jet Black 23 | Lagos Blue 24 | | |

OPTIONS (UPCHARGE APPLICABLE)

QUARTZ DECK COLOR p. 13

S* **BDMO7238F-XX** GL* **BDML7238F-XX**

| | | | | |
|---|--|--|---------|---------|
|  | | | \$510 | \$1,860 |
| Quasar Light 25 | | | | |
|  |  |  | | |
| Piatra Grey 26 | Bianco Drift 31 | Woodlands 30 | \$600 | \$2,190 |
| | | | | |
|  | | | \$1,380 | \$4,710 |
| Statuario Maximus 29 | | | | |

FINISH (inner shell) p. 6

| | |
|---|-------|
| UltraVelour Matte Finish (white only) BVEL1 | \$650 |
|---|-------|

QUARTZ SKIRT 7220 (72" x 20") BSM7220-XX p. 38

| | |
|---|---------|
| Grey Expo 21 | \$1,500 |
| Jet Black 23, Lagos Blue 24 | \$1,620 |
| Quasar Light 25 | \$2,275 |
| Piatra Grey 26, Bianco Drift 31, Woodlands 30 | \$2,395 |
| Statuario Maximus 29 | \$3,350 |

TILE FLANGE p. 11

| | |
|--|-------|
| Ordered with bath (not installed) BTILEN | \$79 |
| Factory-installed. Front BTILEF, Special installation BTILEO | \$155 |

INTEGRATED WASTE & OVERFLOW BOVERINI-XX p. 10

| | |
|--------------------------------|-------|
| Matte Black 19, Satin Brass 18 | \$120 |
|--------------------------------|-------|

WASTE & OVERFLOW 16" x 35" BOVER16-XX p. 10

| | |
|---|-------|
| Chrome 07 | \$260 |
| White 01 | \$290 |
| Brushed Nickel 09, Polished Nickel 10, Oil-rubbed Bronze 11 | \$400 |

IF REQUIRED BY CONSTRUCTION CODE

| | |
|---|-------|
| Brass waste & overflow kit** BDRCOB | \$240 |
| Brass waste kit** BDRCB | \$60 |
| 16" x 35" Cable driven brass waste & overflow kit BOVERBR | \$240 |

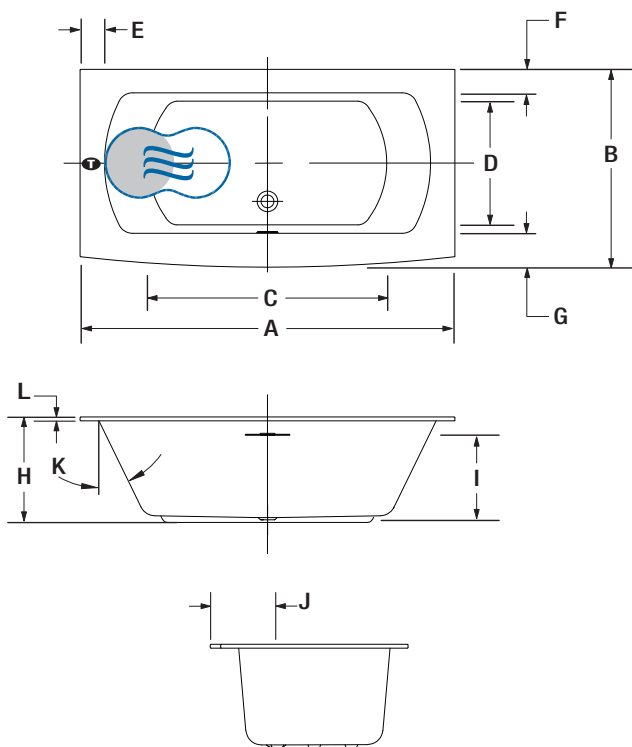


MONARCH 7238F CURVED DECK – FRONT



Statuario Maximus quartz deck

INSTALLATION



| LETTER | DESCRIPTION | MEASURE |
|--------|---|--------------------|
| A | Total length | 72" |
| B | Total width | 38" |
| C | Bathing well length (at height of jets) | 47 1/4" |
| D | Bathing well width (at height of jets) | 24 1/4" |
| E | Deck width (edges) | 4 7/8" |
| F | Deck width (straight side) | 4 5/8" |
| G | Deck width (curved side) | 6 5/8" |
| H | Bath height | 21" |
| I | Maximum water level Maximum water level with AromaFlow | 16 1/8" 14 1/4" |
| J | Outside edge to center drain | 12 5/8" |
| K | Slope of backrest | 26° |
| L | Quartz deck height | 3/4" |

T Turbine position (TMU)

● Indicates heated backrest (TMU)

☞ Indicates WarmTouchShell® position (TUB)

💡 Don't forget that this model is available in **White only with choice of quartz deck color**. Don't forget to specify the **finish of the integrated waste & overflow**.

* Standard: Quartz deck with seam. Grand Luxury: one piece Quartz deck.

** When ordered with integrated waste & overflow.

*** When ordering an AromaFlow, an Integrated waste & overflow is mandatory (Included). Specify the finish of the waste.

TO ORDER

Complete the **ORDER FORM** in the bainultra.com/interactive-price-list or on bainultra.com/extranet or send your PO to orderdesk@bainultra.com

TECHNICAL SPECIFICATIONS

| | |
|----------------------------------|--|
| Hot water supply required | The hot water supply should be 70% or more of the bath's total water capacity. |
| Turbine | Access to the pump must be at least 18" x 22". Standard connection is 20 A, 120 V, 60 Hz, dedicated line with a Ground-Fault Circuit Interrupter (GFCI). For any additional option, a second line is needed 15 A, 120 V, 60 Hz, dedicated line with a GFCI. |
| Others | <ul style="list-style-type: none"> - The Geysair® is located on the same side as the heated backrest. It must NOT be relocated. It must be connected to the hot water supply and be accessible (provide access). - Control cannot be installed on the Quartz deck. - Optional tile flange. - The water level will be lower when an AromaFlow is installed. |

Our products must be installed by certified professionals only and according to our Monarch Installation Manual as well as federal, provincial/state and local building codes and regulations (www.bainultra.com/dealers/dealer-documentation-and-catalog).

The specifications shown indicate the outer edge dimension and the inside bathing capacity dimension measured at air jets' height. The manufacturer accepts a 1/4" [0.64 cm] variance. There are variations on each product and specifications are subject to change as we improve upon our product as required. The dimensions needed for site preparation and structure building will differ. BainUltra® assumes no responsibility for preparatory work done prior to the product being on site.

| | |
|--------------------------------|----------|
| Approx. shipping weight | 270 lb |
| Turbine power | 550 W |
| Air heater | 600 W |
| WARRANTY | |
| Controls-LED-Geysair* | 5 years |
| Quartz deck* | 15 years |
| Bath & turbine* | 20 years |

* Some restrictions apply | www.bainultra.com/warranty

MONARCH 7240

72" x 40" x 21"

Monarch is a refined collection of therapeutic baths with distinctive Quartz deck surfaces, for a look that's noble and pure.

PRODUCT NO.

| MODEL | TMU | TUB |
|--------------------|--------------|--------------|
| Standard (S)* | BMOURB00T-XX | BMOURB00N-XX |
| Grand Luxury (GL)* | BMLURB00T-XX | BMLURB00N-XX |

THERMOMASSEUR (TMU)

Hydro-thermo massage • Air jet system

S **\$6,470** GL **\$10,955**

| | |
|---------------------------------------|----------|
| Jets | 44 |
| 1 heated backrest | Included |
| MiaPlus® Control (not installed) | Included |
| BU-Touch Control Application BUTOUCH | \$430 |
| Geysair® | Included |
| AromaCloud® | N/A |
| AromaFlow*** BAROMAF NEW | \$950 |
| Illuzio Chromatherapy BCHRO6 | \$925 |
| 2nd heated backrest (WTS-1 zone) BSHB | \$1,125 |

TUB Soaker

S **\$4,230** GL **\$8,745**

| | |
|---------------------------------|-----------------------|
| AromaCloud® | N/A |
| AromaFlow*** BAROMAF NEW | \$950 |
| Illuzio Chromatherapy BCHRO6 | \$925 |
| WarmTouchShell® BWTS | \$1,125 |
| DOT control | Included with therapy |
| 2nd WarmTouchShell® BWTS2 | \$370 |

FEATURES

| | |
|-------------------|----------------------------|
| Installation type | Drop-in & Alcove (3 walls) |
| No. of bathers | 2 |
| US gallons | 63 |
| Imp. gallons | 53 |

INTEGRATED WASTE & OVERFLOW BOVERINI-XX p. 10

| | |
|--|----------------------|
| White 01, Chrome 07, Brushed Nickel 09, Polished Nickel 10, Matte White with UltraVelour finish 32 | Installed & Included |
|--|----------------------|

STANDARD COLOR (inner shell) p. 13

| | |
|----------|----------|
| White 01 | Included |
|----------|----------|

QUARTZ DECK COLOR p. 13






S* GL*
BDMO7240-XX BDML7240-XX

| | | | | |
|--------------|--------------|---------------|----------|----------|
| Grey Expo 21 | Jet Black 23 | Lagos Blue 24 | Included | Included |
|--------------|--------------|---------------|----------|----------|

OPTIONS (UPCHARGE APPLICABLE)

QUARTZ DECK COLOR p. 13

S* GL*
BDMO7240-XX BDML7240-XX

| | | | |
|---|--|--|---------|
|  | | \$610 | \$1,930 |
| Quasar Light 25 | | | |
|  |  |  | |
| Piatra Grey 26 | Bianco Drift 31 | Woodlands 30 | |
|  | | | |
| Statuario Maximus 29 | | \$1,510 | \$4,930 |

FINISH (inner shell) p. 6

| | |
|---|-------|
| UltraVelour Matte Finish (white only) BVEL1 | \$650 |
|---|-------|

QUARTZ SKIRT 7220 (72" x 20") BSM7220-XX p. 38

| | |
|---|---------|
| Grey Expo 21 | \$1,500 |
| Jet Black 23, Lagos Blue 24 | \$1,620 |
| Quasar Light 25 | \$2,275 |
| Piatra Grey 26, Bianco Drift 31, Woodlands 30 | \$2,395 |
| Statuario Maximus 29 | \$3,350 |

TILE FLANGE (specify front or back) p. 11

| | |
|---|-------|
| Ordered with bath (not installed) BTILEN | \$79 |
| Factory-installed. Front BTILEF, Back BTILEB, Special installation BTILEO | \$155 |

INTEGRATED WASTE & OVERFLOW BOVERINI-XX p. 10

| | |
|--------------------------------|-------|
| Matte Black 19, Satin Brass 18 | \$120 |
|--------------------------------|-------|

WASTE & OVERFLOW 16" x 35" BOVER16-XX p. 10

| | |
|---|-------|
| Chrome 07 | \$260 |
| White 01 | \$290 |
| Brushed Nickel 09, Polished Nickel 10, Oil-rubbed Bronze 11 | \$400 |

IF REQUIRED BY CONSTRUCTION CODE

| | |
|---|-------|
| Brass waste & overflow kit** BDRCOB | \$240 |
| Brass waste kit** BDRCB | \$60 |
| 16" x 35" Cable driven brass waste & overflow kit BOVERBR | \$240 |

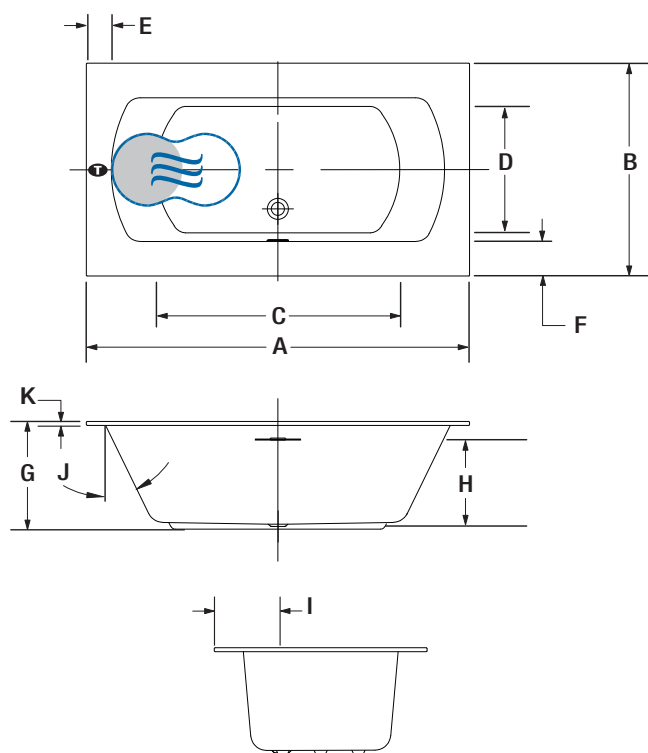


MONARCH 7240



Statuario Maximus quartz deck and skirt

INSTALLATION



| LETTER | DESCRIPTION | MEASURE |
|--------|---|--------------------|
| A | Total length | 72" |
| B | Total width | 40" |
| C | Bathing well length (at height of jets) | 47 1/4" |
| D | Bathing well width (at height of jets) | 24 1/4" |
| E | Deck width (edges) | 4 7/8" |
| F | Deck width (sides) | 6 5/8" |
| G | Bath height | 21" |
| H | Maximum water level Maximum water level with AromaFlow | 16 1/8" 14 1/4" |
| I | Outside edge to center drain | 12 5/8" |
| J | Slope of backrest | 26° |
| K | Quartz deck height | 3/4" |

T Turbine position (TMU)

● Indicates heated backrest (TMU)

☞ Indicates WarmTouchShell® position (TUB)



Don't forget that this model is available in **White only with choice of quartz deck color**. Don't forget to specify the **finish of the integrated waste & overflow**.

* Standard: Quartz deck with seam. Grand Luxury: one piece Quartz deck.

** When ordered with integrated waste & overflow.

*** When ordering an AromaFlow, an Integrated waste & overflow is mandatory (Included). Specify the finish of the waste.

TO ORDER

Complete the **ORDER FORM** in the bainultra.com/interactive-price-list or on bainultra.com/extranet or send your PO to orderdesk@bainultra.com

TECHNICAL SPECIFICATIONS

| | |
|----------------------------------|--|
| Hot water supply required | The hot water supply should be 70% or more of the bath's total water capacity. |
| Turbine | Access to the pump must be at least 18" x 22". Standard connection is 20 A, 120 V, 60 Hz, dedicated line with a Ground-Fault Circuit Interrupter (GFCI). For any additional option, a second line is needed 15 A, 120 V, 60 Hz, dedicated line with a GFCI. |
| Others | <ul style="list-style-type: none"> - The Geysair® is located on the same side as the heated backrest. It must NOT be relocated. It must be connected to the hot water supply and be accessible (provide access). - Control cannot be installed on the Quartz deck. - Optional tile flange (specify front or back). - The water level will be lower when an AromaFlow is installed. |

Our products must be installed by certified professionals only and according to our Monarch Installation Manual as well as federal, provincial/state and local building codes and regulations (www.bainultra.com/dealers/dealer-documentation-and-catalog).

The specifications shown indicate the outer edge dimension and the inside bathing capacity dimension measured at air jets' height. The manufacturer accepts a 1/4" [0.64 cm] variance. There are variations on each product and specifications are subject to change as we improve upon our product as required. The dimensions needed for site preparation and structure building will differ. BainUltra® assumes no responsibility for preparatory work done prior to the product being on site.

| | |
|--------------------------------|----------|
| Approx. shipping weight | 280 lb |
| Turbine power | 550 W |
| Air heater | 600 W |
| WARRANTY | |
| Controls-LED-Geysair* | 5 years |
| Quartz deck* | 15 years |
| Bath & turbine* | 20 years |

* Some restrictions apply | www.bainultra.com/warranty

ORIGAMI 6030 ORIGINAL SERIES

60" x 30" x 21"

The traditional Japanese art of folding paper into symbolic shapes is the inspiration behind the Origami Collection, which stands out for its clean lines and versatility.



PRODUCT NO.

| MODEL | TMU | TUB |
|-------|--------------|--------------|
| | BOOBRI00T-XX | BOOBRI00N-XX |

THERMOMASSEUR (TMU)

Hydro-thermo massage • Air jet system

\$5,725

| | |
|---|----------|
| Jets | 40 |
| 1 heated backrest | Included |
| MiaPlus® Control | Included |
| BU-Touch Control Application BUTOUCH | \$430 |
| Geysair® | Included |
| AromaCloud** BAROMAC | \$490 |
| AromaFlow*** BAROMAF NEW | \$950 |
| Illuzio Chromatherapy BCHRO6 | \$925 |

TUB Soaker

\$3,025

| | |
|--|-----------------------|
| AromaCloud** BAROMAC | \$490 |
| AromaFlow*** BAROMAF NEW | \$950 |
| Illuzio Chromatherapy BCHRO6 | \$925 |
| WarmTouchShell® BWTS | \$1,125 |
| DOT control | Included with therapy |

FEATURES

| | | | |
|-------------------|----------------------------|--------------|----|
| Installation type | Drop-in & Alcove (3 walls) | | |
| No. of bathers | | Imp. gallons | 38 |
| US gallons | 46 | | |

STANDARD COLOR p.13

| | | |
|-----------------|-------------------|----------|
| | | Included |
| White 01 | Biscuit 02 | |

OPTIONS (UPCHARGE APPLICABLE)

FINISH p.6

| | |
|--|-------|
| UltraVelour Matte Finish (white only) BVEL1 | \$650 |
|--|-------|

SKIRT p.243

MULTIFIT
BSMUL-XX

SJ-1
BSJ1-XX

| | | |
|-------------------------------------|-------|-------|
| White 01 , Biscuit 02 | \$600 | \$715 |
|-------------------------------------|-------|-------|

TILE FLANGE (specify right or left) p.11

| | |
|--|-------|
| Ordered with bath (not installed) BTILEN | \$79 |
| Factory-installed. Right BTILER , Left BTILEL , Special installation BTILEO | \$155 |

WASTE & OVERFLOW p.10

16" x 35"
BOVER16-XX

INTE-GRATED
BOVERIN-XX

| | | |
|--|-------|-------|
| Chrome 07 | \$260 | \$235 |
| White 01 , Biscuit 02 | \$290 | \$235 |
| Matte White with UltraVelour finish 32 | N/A | \$235 |
| Brushed Nickel 09 , Polished Nickel 10 | \$400 | \$235 |
| Oil-rubbed Bronze 11 | \$400 | N/A |
| Matte Black 19 , Satin Brass 18 | N/A | \$355 |

IF REQUIRED BY CONSTRUCTION CODE

| | |
|--|-------|
| Brass waste & overflow kit** BDRCOB | \$240 |
| Brass waste kit** BDRCB | \$60 |
| 16" x 35" Cable driven brass waste & overflow kit BOVERBR | \$240 |



* The AromaCloud® is built into the deck (factory installed).

** When ordered with integrated waste & overflow.

*** When ordering an AromaFlow, an Integrated waste & overflow is mandatory (Upcharge). Specify the finish of the waste.

TO ORDER

Complete the **ORDER FORM** in the bainultra.com/interactive-price-list or on bainultra.com/extranet or send your PO to orderdesk@bainultra.com



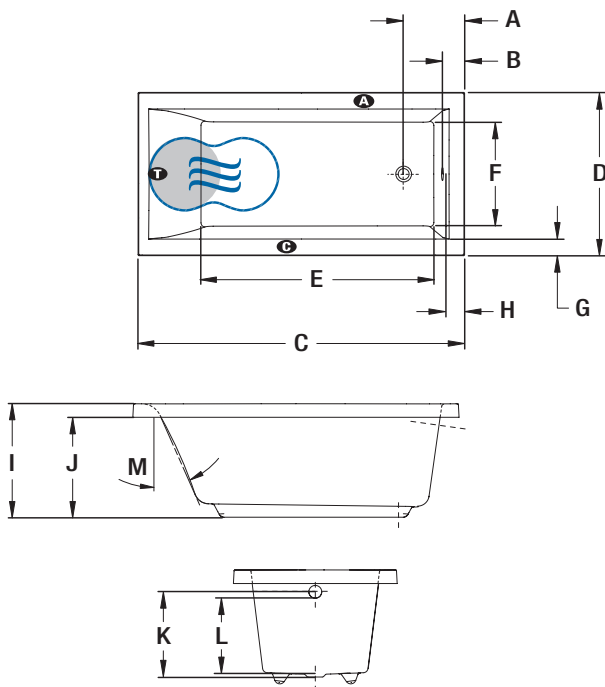
ORIGAMI 6030 ORIGINAL SERIES



AromaFlow

INSTALLATION

- A** When tile flange is added, the AromaCloud® will automatically be installed on the opposite side of the flange.



| LETTER | DESCRIPTION | MEASURE |
|--------|---|-------------------------------|
| A | Outside edge to center drain | 11" |
| B | Outside edge to overflow | 3 5/8" |
| C | Total length | 60" |
| D | Total width | 30" |
| E | Bathing well length | 43 1/4" |
| F | Bathing well width | 19 5/8" |
| G | Deck width | 3 1/4" |
| H | Deck width | 3 1/4" |
| I | Height from bottom of bath to top deck | 21" |
| J | Height from bottom of bath to bottom of deck | 19" |
| K | Height from bottom of drain to center of overflow | 15 5/8" |
| L | Maximum water level (Waste & overflow 16" x 35") Maximum water level (Integrated waste & overflow) Maximum water level with AromaFlow | 13 7/8" 14 7/8" 14 3/8" |
| M | Slope of backrest | 24° |

- A** AromaCloud® position
G Control position when factory-installed (Mia® or DOT)
T Turbine position (TMU)
 ● Indicates heated backrest (TMU)
 ☞ Indicates WarmTouchShell® position (TUB)

TECHNICAL SPECIFICATIONS

| | |
|----------------------------------|---|
| Hot water supply required | The hot water supply should be 70% or more of the bath's total water capacity. |
| Turbine | Access to the pump must be at least 18" x 22". Standard connection is 20 A, 120 V, 60 Hz, dedicated line with a Ground-Fault Circuit Interrupter (GFCI). For any additional option, a second line is needed 15 A, 120 V, 60 Hz, dedicated line with a GFCI. Air vent necessary: 2" x 4" minimum. |
| Others | <ul style="list-style-type: none"> - The Geysair® is located on the same side as the heated backrest. It must NOT be relocated. It must be connected to the hot water supply and be accessible (provide access). - Optional tile flange (specify right or left). - The water level will vary when an AromaFlow or an Integrated waste & overflow is installed. |

Our products must be installed by certified professionals only and according to our Owner's Manual as well as federal, provincial/state and local building codes and regulations (www.bainultra.com/dealers/dealer-documentation-and-catalog).

| | |
|--------------------------------|------------|
| Cutting template | # 90000048 |
| Approx. shipping weight | 128 lb |
| Turbine power | 550 W |
| Air heater | 600 W |
| WARRANTY | |
| Controls-LED-Geysair* | 5 years |
| Bath & turbine* | 20 years |

* Some restrictions apply | www.bainultra.com/warranty

The specifications shown indicate the outer edge dimension and the inside bathing capacity dimension measured at air jets' height. The manufacturer accepts a 1/4" [0.64 cm] variance. There are variations on each product and specifications are subject to change as we improve upon our product as required. The dimensions needed for site preparation and structure building will differ. BainUltra® assumes no responsibility for preparatory work done prior to the product being on site.

ORIGAMI 6032 ORIGINAL SERIES

60" x 32" x 21"

The traditional Japanese art of folding paper into symbolic shapes is the inspiration behind the Origami Collection, which stands out for its clean lines and versatility.

PRODUCT NO.

Slim deck 1/2"

| MODEL | TMU | TUB |
|-------------|--------------|--------------|
| 3 1/4" deck | BOODRI00T-XX | BOODRI00N-XX |
| 2" deck | BOODRI20T-XX | BOODRI20N-XX |
| Slim deck | BOODRI10T-XX | BOODRI10N-XX |

THERMOMASSEUR (TMU)

Hydro-thermo massage • Air jet system

\$5,820

| | |
|---|----------|
| Jets | 38 |
| 1 heated backrest | Included |
| MiaPlus® Control | Included |
| BU-Touch Control Application BUTOUCH | \$430 |
| Geysair® | Included |
| AromaCloud®** BAROMAC | \$490 |
| AromaFlow*** BAROMAF NEW | \$950 |
| Illuzio Chromatherapy BCHRO6 | \$925 |

TUB Soaker

\$3,090

| | |
|--|-----------------------|
| AromaCloud®** BAROMAC | \$490 |
| AromaFlow*** BAROMAF NEW | \$950 |
| Illuzio Chromatherapy BCHRO6 | \$925 |
| WarmTouchShell® BWTS | \$1,125 |
| DOT control | Included with therapy |

FEATURES

| | | | |
|-------------------|---|--|----|
| Installation type | Drop-in: 1/2", 2" & 3 1/4" & Alcove (3 walls): 2" | | |
| No. of bathers | Imp. gallons | | 40 |
| US gallons | 48 | | |

STANDARD COLOR p. 13

| | | |
|-----------------|-------------------|----------|
| White 01 | Biscuit 02 | Included |
|-----------------|-------------------|----------|

OPTIONS (UPCHARGE APPLICABLE)

FINISH p. 6

| | |
|--|-------|
| UltraVelour Matte Finish (white only) BVEL1 | \$650 |
|--|-------|

UNIVERSAL ARMRESTS **BGBGU-XX** p. 12

| | |
|-----------------|-------|
| White 01 | \$750 |
|-----------------|-------|

SKIRT (2" deck only) p. 243

MULTIFIT
BSMUL-XX

SJ-1
BSJ1-XX

| | | |
|-------------------------------------|-------|-------|
| White 01 , Biscuit 02 | \$600 | \$715 |
|-------------------------------------|-------|-------|

TILE FLANGE (with 2" deck only) (specify right or left) p. 11

| | |
|--|-------|
| Ordered with bath (not installed) BTILEN | \$79 |
| Factory-installed. Right BTILER , Left BTILEL , Special installation BTILEO | \$155 |

WASTE & OVERFLOW p. 10

16" x 35"
BOVER16-XX

INTE-GRATED
BOVERIN-XX

| | | |
|--|-------|-------|
| Chrome 07 | \$260 | \$235 |
| White 01 , Biscuit 02 | \$290 | \$235 |
| Matte White with UltraVelour finish 32 | N/A | \$235 |
| Brushed Nickel 09 , Polished Nickel 10 | \$400 | \$235 |
| Oil-rubbed Bronze 11 | \$400 | N/A |
| Matte Black 19 , Satin Brass 18 | N/A | \$355 |

IF REQUIRED BY CONSTRUCTION CODE

| | |
|--|-------|
| Brass waste & overflow kit** BDRCOB | \$240 |
| Brass waste kit** BDRCB | \$60 |
| 16" x 35" Cable driven brass waste & overflow kit BOVERBR | \$240 |



Don't forget to indicate the deck height (1/2", 2" or 3 1/4").

Slim deck are available for Drop-in installation only.

* The AromaCloud® is built into the deck (factory installed).

** When ordered with integrated waste & overflow.

*** When ordering an AromaFlow, an Integrated waste & overflow is mandatory (Upcharge). Specify the finish of the waste.

TO ORDER

Complete the **ORDER FORM** in the bainultra.com/interactive-price-list or on bainultra.com/extranet or send your PO to orderdesk@bainultra.com



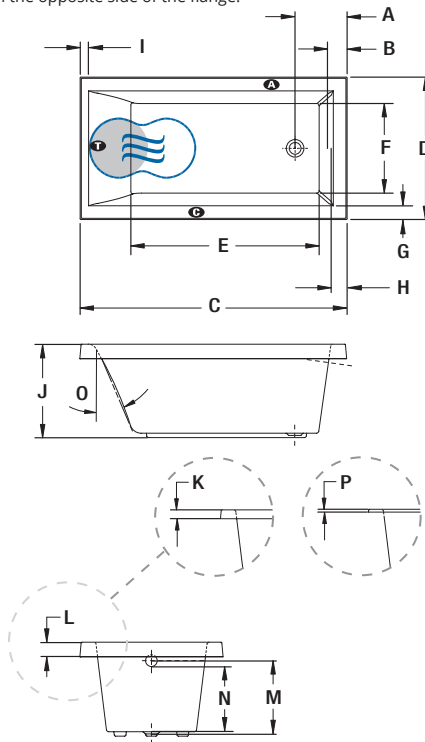
ORIGAMI 6032 ORIGINAL SERIES



3 1/4" deck

INSTALLATION

- A** When tile flange is added, the AromaCloud® will automatically be installed on the opposite side of the flange.



| LETTER | DESCRIPTION | MEASURE |
|--------|---|---------|
| A | Outside edge to center drain | 11 5/8" |
| B | Outside edge to overflow | 4 1/4" |
| C | Total length (with 1/2" deck height) | 59 3/4" |
| | Total length (with 2" deck height) | 60" |
| | Total length (with 3 1/4" deck height) | 60 1/4" |
| D | Total width (with 1/2" deck height) | 31 5/8" |
| | Total width (with 2" deck height) | 31 7/8" |
| | Total width (with 3 1/4" deck height) | 32 1/8" |
| E | Bathing well length | 42 5/8" |
| F | Bathing well width | 20 3/8" |
| G | Deck width | 3 5/8" |
| H | Deck width at drain end | 3 7/8" |
| I | Deck width at backrest | 2" |
| J | Height from bottom of bath to top deck | 21" |
| K | Height from bottom of deck to top deck | 2" |
| L | Height from bottom of deck to top deck | 3 1/4" |
| M | Height from bottom of drain to center of overflow | 16" |
| N | Maximum water level (Waste & overflow 16" x 35") | 14 1/4" |
| | Maximum water level (Integrated waste & overflow) | 15 1/4" |
| | Maximum water level with AromaFlow | 14 3/4" |
| O | Slope of backrest | 24° |
| P | Height from bottom of deck to top deck | 1/2" |

- A** AromaCloud® position
C Control position when factory-installed (Mia® or DOT)
T Turbine position (TMU)

- Indicates heated backrest (TMU)
 Indicates WarmTouchShell® position (TUB)

TECHNICAL SPECIFICATIONS

| | |
|----------------------------------|--|
| Hot water supply required | The hot water supply should be 70% or more of the bath's total water capacity. |
| Turbine | Access to the pump must be at least 18" x 22". Standard connection is 20 A, 120 V, 60 Hz , dedicated line with a Ground-Fault Circuit Interrupter (GFCI). For any additional option, a second line is needed 15 A, 120 V, 60 Hz , dedicated line with a GFCI. Air vent necessary: 2" x 4" minimum. |
| Others | <ul style="list-style-type: none"> - The Geysair® is located on the same side as the heated backrest. It must NOT be relocated. It must be connected to the hot water supply and be accessible (provide access). - Optional tile flange with 2" deck height only (specify right or left). - The water level will vary when an AromaFlow or an Integrated waste & overflow is installed. |

Our products must be installed by certified professionals only and according to our Owner's Manual as well as federal, provincial/state and local building codes and regulations (www.bainultra.com/dealers/dealer-documentation-and-catalog).

| | |
|--------------------------------|------------|
| Cutting template | # 90000048 |
| Approx. shipping weight | 130 lb |
| Turbine power | 550 W |
| Air heater | 600 W |
| WARRANTY | |
| Controls-LED-Geysair* | 5 years |
| Bath & turbine* | 20 years |


* Some restrictions apply | www.bainultra.com/warranty

The specifications shown indicate the outer edge dimension and the inside bathing capacity dimension measured at air jets' height. The manufacturer accepts a 1/4" [0.64 cm] variance. There are variations on each product and specifications are subject to change as we improve upon our product as required. The dimensions needed for site preparation and structure building will differ. BainUltra® assumes no responsibility for preparatory work done prior to the product being on site.

ORIGAMI 6632 ORIGINAL SERIES

66" x 32" x 21"

The traditional Japanese art of folding paper into symbolic shapes is the inspiration behind the Origami Collection, which stands out for its clean lines and versatility.



PRODUCT NO.

| MODEL | TMU | TUB |
|-------------|--------------|--------------|
| 3 1/4" deck | BOOIRI00T-XX | BOOIRI00N-XX |
| 2" deck | BOOIRI20T-XX | BOOIRI20N-XX |
| Slim deck | BOOIRI10T-XX | BOOIRI10N-XX |

THERMOMASSEUR (TMU)

Hydro-thermo massage • Air jet system

\$6,180

| | |
|---|----------|
| Jets | 45 |
| 1 heated backrest | Included |
| MiaPlus® Control | Included |
| BU-Touch Control Application BUTOUCH | \$430 |
| Geysair® | Included |
| AromaCloud®** BAROMAC | \$490 |
| AromaFlow*** BAROMAF NEW | \$950 |
| Illuzio Chromatherapy BCHRO6 | \$925 |

TUB

Soaker


\$3,340

| | |
|--|-----------------------|
| AromaCloud®** BAROMAC | \$490 |
| AromaFlow*** BAROMAF NEW | \$950 |
| Illuzio Chromatherapy BCHRO6 | \$925 |
| WarmTouchShell® BWTS | \$1,125 |
| DOT control | Included with therapy |

FEATURES

| | | | |
|-------------------|---|--|----|
| Installation type | Drop-in: 1/2", 2" & 3 1/4" & Alcove (3 walls): 2" | | |
| No. of bathers | Imp. gallons | | 41 |
| US gallons | 49 | | |

STANDARD COLOR p. 13

| | | |
|---|---|----------|
|  |  | Included |
| White 01 | Biscuit 02 | |

3 1/4" deck

OPTIONS (UPCHARGE APPLICABLE)

FINISH p. 6

| | |
|--|-------|
| UltraVelour Matte Finish (white only) BVEL1 | \$650 |
|--|-------|

UNIVERSAL ARMRESTS **BGBGU-XX** p. 12

| | |
|-----------------|-------|
| White 01 | \$750 |
|-----------------|-------|

SKIRT (2" deck only) p. 243

MULTIFIT
BSMUL-XX

SJ-1
BSJ1-XX

| | | |
|-------------------------------------|-------|-------|
| White 01 , Biscuit 02 | \$600 | \$715 |
|-------------------------------------|-------|-------|

TILE FLANGE (with 2" deck only) (specify right or left) p. 11

| | |
|---|-------|
| Ordered with bath (not installed) BTILEN | \$79 |
| Factory-installed. Right BTILER , Left BTILEL , Special installation BTILEO | \$155 |

WASTE & OVERFLOW p. 10

16" x 35"
BOVER16-XX

INTE-GRATED
BOVERIN-XX

| | | |
|--|-------|-------|
| Chrome 07 | \$260 | \$235 |
| White 01 , Biscuit 02 | \$290 | \$235 |
| Matte White with UltraVelour finish 32 | N/A | \$235 |
| Brushed Nickel 09 , Polished Nickel 10 | \$400 | \$235 |
| Oil-rubbed Bronze 11 | \$400 | N/A |
| Matte Black 19 , Satin Brass 18 | N/A | \$355 |

IF REQUIRED BY CONSTRUCTION CODE

| | |
|--|-------|
| Brass waste & overflow kit** BDRCOB | \$240 |
| Brass waste kit** BDRCB | \$60 |
| 16" x 35" Cable driven brass waste & overflow kit BOVERBR | \$240 |



Don't forget to indicate the deck height (1/2", 2" or 3 1/4").

Slim deck are available for Drop-in installation only.


* The AromaCloud® is built into the deck (factory installed).

** When ordered with integrated waste & overflow.

*** When ordering an AromaFlow, an Integrated waste & overflow is mandatory (Upcharge). Specify the finish of the waste.

TO ORDER

Complete the **ORDER FORM** in the bainultra.com/interactive-price-list or on bainultra.com/extranet or send your PO to orderdesk@bainultra.com

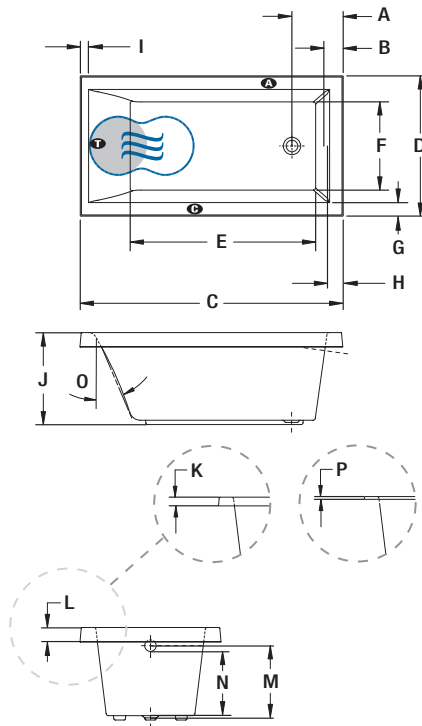


ORIGAMI 6632 ORIGINAL SERIES

Slim deck 1/2"

INSTALLATION

- A** When tile flange is added, the AromaCloud® will automatically be installed on the opposite side of the flange.



| LETTER | DESCRIPTION | MEASURE |
|--------|---|---------|
| A | Outside edge to center drain | 11 1/4" |
| B | Outside edge to overflow | 4 1/8" |
| C | Total length (with 1/2" deck height) | 65 5/8" |
| | Total length (with 2" deck height) | 65 7/8" |
| | Total length (with 3 1/4" deck height) | 66" |
| D | Total width (with 1/2" deck height) | 31 5/8" |
| | Total width (with 2" deck height) | 31 7/8" |
| | Total width (with 3 1/4" deck height) | 32" |
| E | Bathing well length | 49 1/2" |
| F | Bathing well width | 20 7/8" |
| G | Deck width | 3 5/8" |
| H | Deck width | 3 5/8" |
| I | Deck width at backrest | 1 3/8" |
| J | Height from bottom of bath to top deck | 21" |
| K | Height from bottom of deck to top deck | 2" |
| L | Height from bottom of deck to top deck | 3 1/4" |
| M | Height from bottom of drain to center of overflow | 15 5/8" |
| N | Maximum water level (Waste & overflow 16" x 35") | 13 7/8" |
| | Maximum water level (Integrated waste & overflow) | 15" |
| | Maximum water level with AromaFlow | 14 1/2" |
| O | Slope of backrest | 24° |
| P | Height from bottom of deck to top deck | 1/2" |

- A** AromaCloud® position **T** Turbine position (TMU)
C Control position when factory-installed (Mia® or DOT)
 ● Indicates heated backrest (TMU)
 ☞ Indicates WarmTouchShell® position (TUB)

TECHNICAL SPECIFICATIONS

| | |
|----------------------------------|--|
| Hot water supply required | The hot water supply should be 70% or more of the bath's total water capacity. |
| Turbine | Access to the pump must be at least 18" x 22". Standard connection is 20 A, 120 V, 60 Hz , dedicated line with a Ground-Fault Circuit Interrupter (GFCI). For any additional option, a second line is needed 15 A, 120 V, 60 Hz , dedicated line with a GFCI. Air vent necessary: 2" x 4" minimum. |
| Others | <ul style="list-style-type: none"> - The Geysair® is located on the same side as the heated backrest. It must NOT be relocated. It must be connected to the hot water supply and be accessible (provide access). - Optional tile flange with 2" deck height only (specify right or left). - The water level will vary when an AromaFlow or an Integrated waste & overflow is installed. |

Our products must be installed by certified professionals only and according to our Owner's Manual as well as federal, provincial/state and local building codes and regulations (www.bainultra.com/dealers/dealer-documentation-and-catalog).

| | |
|--------------------------------|------------|
| Cutting template | # 90000047 |
| Approx. shipping weight | 132 lb |
| Turbine power | 550 W |
| Air heater | 600 W |
| WARRANTY | |
| Controls-LED-Geysair* | 5 years |
| Bath & turbine* | 20 years |

* Some restrictions apply | www.bainultra.com/warranty

The specifications shown indicate the outer edge dimension and the inside bathing capacity dimension measured at air jets' height. The manufacturer accepts a 1/4" [0.64 cm] variance. There are variations on each product and specifications are subject to change as we improve upon our product as required. The dimensions needed for site preparation and structure building will differ. BainUltra® assumes no responsibility for preparatory work done prior to the product being on site.

ORIGAMI 6636 ORIGINAL SERIES

66" x 36" x 22"

The traditional Japanese art of folding paper into symbolic shapes is the inspiration behind the Origami Collection, which stands out for its clean lines and versatility.

PRODUCT NO.

Slim deck 1/2"

| MODEL | TMU | TUB |
|-----------|--------------|--------------|
| 4" deck | BOOLRI00T-XX | BOOLRI00N-XX |
| 2" deck | BOOLRI20T-XX | BOOLRI20N-XX |
| Slim deck | BOOLRI10T-XX | BOOLRI10N-XX |

THERMOMASSEUR (TMU)

Hydro-thermo massage • Air jet system

\$6,425

| | |
|---|----------|
| Jets | 40 |
| 1 heated backrest | Included |
| MiaPlus® Control | Included |
| BU-Touch Control Application BUTOUCH | \$430 |
| Geysair® | Included |
| AromaCloud®** BAROMAC | \$490 |
| AromaFlow*** BAROMAF NEW | \$950 |
| Illuzio Chromatherapy BCHRO6 | \$925 |

TUB Soaker

\$3,370

| | |
|--|-----------------------|
| AromaCloud®** BAROMAC | \$490 |
| AromaFlow*** BAROMAF NEW | \$950 |
| Illuzio Chromatherapy BCHRO6 | \$925 |
| WarmTouchShell® BWTS | \$1,125 |
| DOT control | Included with therapy |

FEATURES

| | |
|-------------------|---|
| Installation type | Drop-in: 1/2", 2" & 4" & Alcove (3 walls): 2" |
| No. of bathers | Imp. gallons 52 |
| US gallons | 62 |

STANDARD COLOR p. 13

| | | |
|-----------------|-------------------|----------|
| White 01 | Biscuit 02 | Included |
|-----------------|-------------------|----------|

OPTIONS (UPCHARGE APPLICABLE)

FINISH p. 6

| | |
|--|-------|
| UltraVelour Matte Finish (white only) BVEL1 | \$650 |
|--|-------|

UNIVERSAL ARMRESTS **BGBGU-XX** p. 12

| | |
|-----------------|-------|
| White 01 | \$750 |
|-----------------|-------|

SKIRT (2" deck only) p. 243

MULTIFIT
BSMUL-XX

SJ-1
BSJ1-XX

| | | |
|-------------------------------------|-------|-------|
| White 01 , Biscuit 02 | \$600 | \$715 |
|-------------------------------------|-------|-------|

TILE FLANGE (with 2" deck only) (specify right or left) p. 11

| | |
|---|------|
| Ordered with bath (not installed) BTILEN | \$79 |
|---|------|

| | |
|---|-------|
| Factory-installed. Right BTILER , Left BTILEL , Special installation BTILEO | \$155 |
|---|-------|

WASTE & OVERFLOW p. 10

16" x 35"
BOVER16-XX

INTE-GRATED
BOVERIN-XX

| | | |
|--|-------|-------|
| Chrome 07 | \$260 | \$235 |
| White 01 , Biscuit 02 | \$290 | \$235 |
| Matte White with UltraVelour finish 32 | N/A | \$235 |
| Brushed Nickel 09 , Polished Nickel 10 | \$400 | \$235 |
| Oil-rubbed Bronze 11 | \$400 | N/A |
| Matte Black 19 , Satin Brass 18 | N/A | \$355 |

IF REQUIRED BY CONSTRUCTION CODE

| | |
|--|-------|
| Brass waste & overflow kit** BDRCOB | \$240 |
| Brass waste kit** BDRCB | \$60 |
| 16" x 35" Cable driven brass waste & overflow kit BOVERBR | \$240 |



Don't forget to indicate the deck height (1/2", 2" or 4").

Slim deck are available for Drop-in installation only.

* The AromaCloud® is built into the deck (factory installed).

** When ordered with integrated waste & overflow.

*** When ordering an AromaFlow, an Integrated waste & overflow is mandatory (Upcharge). Specify the finish of the waste.

TO ORDER

Complete the **ORDER FORM** in the bainultra.com/interactive-price-list or on bainultra.com/extranet or send your PO to orderdesk@bainultra.com

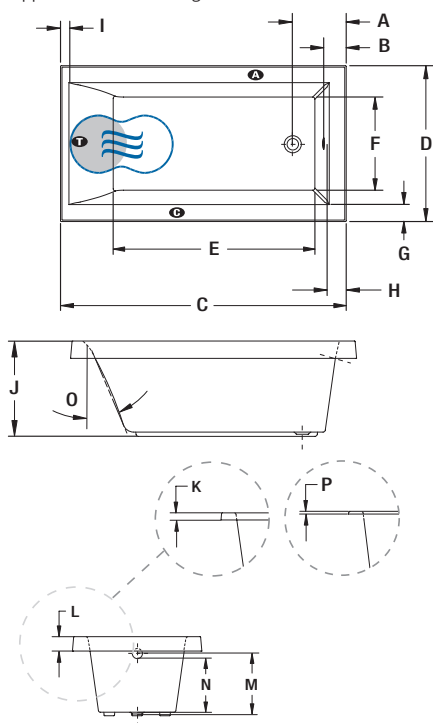


ORIGAMI 6636 ORIGINAL SERIES



INSTALLATION

- A** When tile flange is added, the AromaCloud® will automatically be installed on the opposite side of the flange.



| LETTER | DESCRIPTION | MEASURE |
|--------|---|-------------------------------|
| A | Outside edge to center drain | 12 3/8" |
| B | Outside edge to overflow | 4 5/8" |
| C | Total length (with 1/2" deck height) Total length (with 2" deck height) Total length (with 4" deck height) | 65 5/8" 65 7/8" 66 1/4" |
| D | Total width (with 1/2" deck height) Total width (with 2" deck height) Total width (with 4" deck height) | 35 1/2" 35 3/4" 36 1/8" |
| E | Bathing well length | 47 1/4" |
| F | Bathing well width | 22 1/4" |
| G | Deck width | 4 1/2" |
| H | Deck width at drain end | 4 1/2" |
| I | Deck width at backrest | 1 5/8" |
| J | Height from bottom of bath to top deck | 21 7/8" |
| K | Height from bottom of deck to top deck | 2" |
| L | Height from bottom of deck to top deck | 4" |
| M | Height from bottom of drain to center of overflow | 17 1/4" |
| N | Maximum water level (Waste & overflow 16" x 35") Maximum water level (Integrated waste & overflow) Maximum water level with AromaFlow | 15 1/2" 17" 16 1/2" |
| O | Slope of backrest | 24° |
| P | Height from bottom of deck to top deck | 1/2" |

- A** AromaCloud® position
C Control position when factory-installed (Mia® or DOT)

- T** Turbine position (TMU)
● Indicates heated backrest (TMU)
● Indicates WarmTouchShell® position (TUB)

TECHNICAL SPECIFICATIONS

| | |
|----------------------------------|--|
| Hot water supply required | The hot water supply should be 70% or more of the bath's total water capacity. |
| Turbine | Access to the pump must be at least 18" x 22". Standard connection is 20 A, 120 V, 60 Hz , dedicated line with a Ground-Fault Circuit Interrupter (GFCI). For any additional option, a second line is needed 15 A, 120 V, 60 Hz , dedicated line with a GFCI. Air vent necessary: 2" x 4" minimum. |
| Others | <ul style="list-style-type: none"> - The Geysair® is located on the same side as the heated backrest. It must NOT be relocated. It must be connected to the hot water supply and be accessible (provide access). - Optional tile flange with 2" deck height only (specify right or left). - The water level will vary when an AromaFlow or an Integrated waste & overflow is installed. |

Our products must be installed by certified professionals only and according to our Owner's Manual as well as federal, provincial/state and local building codes and regulations (www.bainultra.com/dealers/dealer-documentation-and-catalog).

| | |
|--------------------------------|------------|
| Cutting template | # 90000047 |
| Approx. shipping weight | 135 lb |
| Turbine power | 550 W |
| Air heater | 600 W |
| WARRANTY | |
| Controls-LED-Geysair* | 5 years |
| Bath & turbine* | 20 years |

* Some restrictions apply | www.bainultra.com/warranty

The specifications shown indicate the outer edge dimension and the inside bathing capacity dimension measured at air jets' height. The manufacturer accepts a 1/4" [0.64 cm] variance. There are variations on each product and specifications are subject to change as we improve upon our product as required. The dimensions needed for site preparation and structure building will differ. BainUltra® assumes no responsibility for preparatory work done prior to the product being on site.

ORIGAMI 7236 ORIGINAL SERIES

72" x 36" x 22"



The traditional Japanese art of folding paper into symbolic shapes is the inspiration behind the Origami Collection, which stands out for its clean lines and versatility.

PRODUCT NO.

| MODEL | TMU | TUB |
|-----------|--------------|--------------|
| 4" deck | BOOSRI00T-XX | BOOSRI00N-XX |
| 2" deck | BOOSRI20T-XX | BOOSRI20N-XX |
| Slim deck | BOOSRI10T-XX | BOOSRI10N-XX |

| THERMOMASSEUR (TMU) Hydro-thermo massage • Air jet system | \$6,700 |
|--|----------|
| Jets | 42 |
| 1 heated backrest | Included |
| MiaPlus® Control | Included |
| BU-Touch Control Application BUTOUCH | \$430 |
| Geysair® | Included |
| AromaCloud®** BAROMAC | \$490 |
| AromaFlow*** BAROMAF NEW | \$950 |
| Illuzio Chromatherapy BCHRO6 | \$925 |
| 2 nd heated backrest (WTS-1 zone) BSHB | \$1,125 |

| TUB Soaker | \$3,635 |
|--|-----------------------|
| AromaCloud®** BAROMAC | \$490 |
| AromaFlow*** BAROMAF NEW | \$950 |
| Illuzio Chromatherapy BCHRO6 | \$925 |
| WarmTouchShell® BWTS | \$1,125 |
| DOT control | Included with therapy |
| 2 nd WarmTouchShell® BWTS2 | \$370 |

| FEATURES | | | |
|---|---|--------------|----|
| Installation type | Drop-in: 1/2", 2" & 4" & Alcove (3 walls): 2" | | |
| No. of bathers | 2 | Imp. gallons | 54 |
| US gallons | 64 | | |
| STANDARD COLOR p. 13 | | | |
|  |  | Included | |
| White 01 | Biscuit 02 | | |

OPTIONS (UPCHARGE APPLICABLE)


| FINISH p.6 | | |
|---|---------------------------------------|---|
| UltraVelour Matte Finish (white only) BVEL1 | | \$650 |
| UNIVERSAL ARMRESTS BGBGU-XX p. 12 | | |
| White 01 | | \$750 |
| SKIRT (2" deck only) p. 243 | | |
| | MULTIFIT BSMUL-XX | SJ-1 BSJ1-XX |
| White 01 , Biscuit 02 | \$600 | \$715 |
| TILE FLANGE (with 2" deck only) (specify front or back) p. 11 | | |
| Ordered with bath (not installed) BTILEN | | \$79 |
| Factory-installed. Front BTILEF , Back BTILEB , Special installation BTILEO | | \$155 |
| WASTE & OVERFLOW p. 10 | | |
| | 16" x 35" BOVER16-XX | INTE-GRATED BOVERIN-XX |
| Chrome 07 | \$260 | \$235 |
| White 01 , Biscuit 02 | \$290 | \$235 |
| Matte White with UltraVelour finish 32 | N/A | \$235 |
| Brushed Nickel 09 , Polished Nickel 10 | \$400 | \$235 |
| Oil-rubbed Bronze 11 | \$400 | N/A |
| Matte Black 19 , Satin Brass 18 | N/A | \$355 |
| IF REQUIRED BY CONSTRUCTION CODE | | |
| Brass waste & overflow kit** BDRCOB | | \$240 |
| Brass waste kit** BDRCB | | \$60 |
| 16" x 35" Cable driven brass waste & overflow kit BOVERBR | | \$240 |



Don't forget to indicate the deck height (1/2", 2" or 4").
Slim deck are available for Drop-in installation only.
* The AromaCloud® is built into the deck (factory installed).
** When ordered with integrated waste & overflow.
*** When ordering an AromaFlow, an Integrated waste & overflow is mandatory (Upcharge). Specify the finish of the waste.

TO ORDER

Complete the **ORDER FORM** in the bainultra.com/interactive-price-list or on bainultra.com/extranet or send your PO to orderdesk@bainultra.com



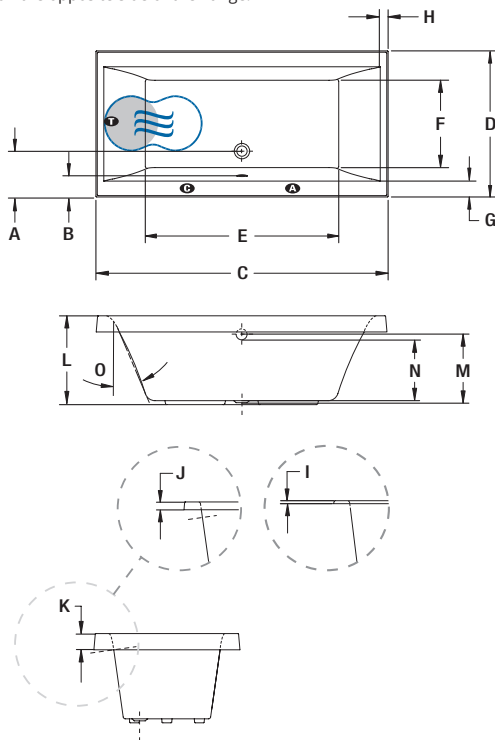
ORIGAMI 7236 ORIGINAL SERIES



4" deck

INSTALLATION

- A** When tile flange is added, the AromaCloud® will automatically be installed on the opposite side of the flange.



| LETTER | DESCRIPTION | MEASURE |
|--------|---|---------|
| A | Outside edge to center drain | 11 1/4" |
| B | Outside edge to overflow | 4 5/8" |
| C | Total length (with slim deck height) | 71 1/4" |
| | Total length (with 2" deck height) | 71 5/8" |
| | Total length (with 4" deck height) | 72" |
| D | Total width (with slim deck height) | 35 1/4" |
| | Total width (with 2" deck height) | 35 5/8" |
| | Total width (with 4" deck height) | 36" |
| E | Bathing well length | 48 1/8" |
| F | Bathing well width | 22" |
| G | Deck width | 4 3/8" |
| H | Deck width at backrest ends | 1 3/4" |
| I | Height from bottom of deck to top deck | 1/2" |
| J | Height from bottom of deck to top deck | 2" |
| K | Height from bottom of deck to top deck | 4" |
| L | Height from bottom of bath to top deck | 22" |
| M | Height from bottom of drain to center of overflow | 17 3/4" |
| N | Maximum water level (Waste & overflow 16" x 35") | 16" |
| | Maximum water level (Integrated waste & overflow) | 17" |
| | Maximum water level with AromaFlow | 16 1/2" |
| O | Slope of backrests | 24° |

- A** AromaCloud® position
G Control position when factory-installed (Mia® or DOT)
T Turbine position (TMU)
 ● Indicates heated backrest (TMU)
 ● Indicates WarmTouchShell® position (TUB)

TECHNICAL SPECIFICATIONS

| | | | |
|----------------------------------|--|--------------------------------|------------|
| Hot water supply required | The hot water supply should be 70% or more of the bath's total water capacity. | Cutting template | # 90000047 |
| Turbine | Access to the pump must be at least 18" x 22". Standard connection is 20 A, 120 V, 60 Hz , dedicated line with a Ground-Fault Circuit Interrupter (GFCI). For any additional option, a second line is needed 15 A, 120 V, 60 Hz , dedicated line with a GFCI. Air vent necessary: 2" x 4" minimum. | Approx. shipping weight | 137 lb |
| Others | <ul style="list-style-type: none"> - The Geysair® is located on the same side as the heated backrest. It must NOT be relocated. It must be connected to the hot water supply and be accessible (provide access). - Optional tile flange with 2" deck height only (specify front or back). - The water level will vary when an AromaFlow or an Integrated waste & overflow is installed. | Turbine power | 550 W |
| | | Air heater | 600 W |
| | | WARRANTY | |
| | | Controls-LED-Geysair* | 5 years |
| | | Bath & turbine* | 20 years |

* Some restrictions apply | www.bainultra.com/warranty

The specifications shown indicate the outer edge dimension and the inside bathing capacity dimension measured at air jets' height. The manufacturer accepts a 1/4" [0.64 cm] variance. There are variations on each product and specifications are subject to change as we improve upon our product as required. The dimensions needed for site preparation and structure building will differ. BainUltra® assumes no responsibility for preparatory work done prior to the product being on site.

ORIGAMI 7242 ORIGINAL SERIES

72" x 42" x 22"

The traditional Japanese art of folding paper into symbolic shapes is the inspiration behind the Origami Collection, which stands out for its clean lines and versatility.

PRODUCT NO.

| MODEL | TMU | TUB |
|-----------|--------------|--------------|
| 5" deck | BOOVRI00T-XX | BOOVRI00N-XX |
| 2" deck | BOOVRI20T-XX | BOOVRI20N-XX |
| Slim deck | BOOVRI10T-XX | BOOVRI10N-XX |

THERMOMASSEUR (TMU)

Hydro-thermo massage • Air jet system

\$7,105

| | |
|--|----------|
| Jets | 44 |
| 1 heated backrest | Included |
| MiaPlus® Control | Included |
| BU-Touch Control Application BUTOUCH | \$430 |
| Geysair® | Included |
| AromaCloud®** BAROMAC | \$490 |
| AromaFlow*** BAROMAF NEW | \$950 |
| Illuzio Chromatherapy BCHRO6 | \$925 |
| 2nd heated backrest (WTS-1 zone) BSHB | \$1,125 |

TUB

Soaker

\$3,890

| | |
|--|-----------------------|
| AromaCloud®** BAROMAC | \$490 |
| AromaFlow*** BAROMAF NEW | \$950 |
| Illuzio Chromatherapy BCHRO6 | \$925 |
| WarmTouchShell® BWTS | \$1,125 |
| DOT control | Included with therapy |
| 2nd WarmTouchShell® BWTS2 | \$370 |

FEATURES

| | | | |
|-------------------|---|--------------|----|
| Installation type | Drop-in: 1/2", 2" & 5" & Alcove (3 walls): 2" | | |
| No. of bathers | 2 | Imp. gallons | 60 |
| US gallons | 72 | | |

STANDARD COLOR p. 13

| | | |
|---|---|----------|
|  |  | Included |
| White 01 | Biscuit 02 | |

Slim deck 1/2"

OPTIONS (UPCHARGE APPLICABLE)

FINISH p.6

| | |
|--|-------|
| UltraVelour Matte Finish (white only) BVEL1 | \$650 |
|--|-------|

UNIVERSAL ARMRESTS **BGBGU-XX** p. 12

| | |
|-----------------|-------|
| White 01 | \$750 |
|-----------------|-------|

SKIRT (2" deck only) p. 243

MULTIFIT

BSMUL-XX

SJ-1

BSJ1-XX

| | | |
|-------------------------------------|-------|-------|
| White 01 , Biscuit 02 | \$600 | \$715 |
|-------------------------------------|-------|-------|

TILE FLANGE (with 2" deck only) (specify front or back) p. 11

| | |
|---|------|
| Ordered with bath (not installed) BTILEN | \$79 |
|---|------|

| | |
|--|-------|
| Factory-installed. Front BTILEF , Back BTILEB , Special installation BTILEO | \$155 |
|--|-------|

WASTE & OVERFLOW p. 10

16" x 35"

BOVER16-XX

INTE-

GRATED

BOVERIN-XX

| | | |
|------------------|-------|-------|
| Chrome 07 | \$260 | \$235 |
|------------------|-------|-------|

| | | |
|-------------------------------------|-------|-------|
| White 01 , Biscuit 02 | \$290 | \$235 |
|-------------------------------------|-------|-------|

| | | |
|---|-----|-------|
| Matte White with UltraVelour finish 32 | N/A | \$235 |
|---|-----|-------|

| | | |
|--|-------|-------|
| Brushed Nickel 09 , Polished Nickel 10 | \$400 | \$235 |
|--|-------|-------|

| | | |
|-----------------------------|-------|-----|
| Oil-rubbed Bronze 11 | \$400 | N/A |
|-----------------------------|-------|-----|

| | | |
|---|-----|-------|
| Matte Black 19 , Satin Brass 18 | N/A | \$355 |
|---|-----|-------|

IF REQUIRED BY CONSTRUCTION CODE

| | |
|--|-------|
| Brass waste & overflow kit** BDRCOB | \$240 |
|--|-------|

| | |
|--------------------------------|------|
| Brass waste kit** BDRCB | \$60 |
|--------------------------------|------|

| | |
|--|-------|
| 16" x 35" Cable driven brass waste & overflow kit BOVERBR | \$240 |
|--|-------|



Don't forget to indicate the deck height (1/2", 2" or 5").

Slim deck are available for Drop-in installation only.


* The AromaCloud® is built into the deck (factory installed).

** When ordered with integrated waste & overflow.

*** When ordering an AromaFlow, an Integrated waste & overflow is mandatory (Upcharge). Specify the finish of the waste.

TO ORDER

Complete the **ORDER FORM** in the bainultra.com/interactive-price-list or on bainultra.com/extranet or send your PO to orderdesk@bainultra.com



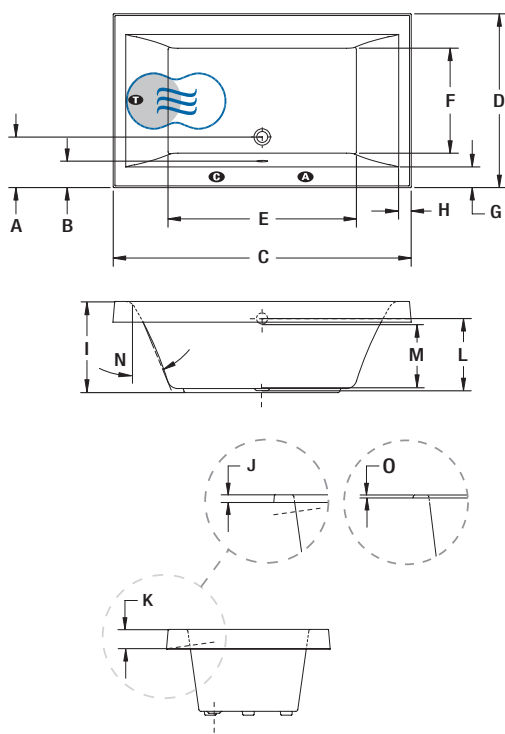
ORIGAMI 7242 ORIGINAL SERIES



5" deck

INSTALLATION

- A** When tile flange is added, the AromaCloud® will automatically be installed on the opposite side of the flange.



| LETTER | DESCRIPTION | MEASURE |
|--------|---|---------|
| A | Outside edge to center drain | 12 1/4" |
| B | Outside edge to overflow | 5 3/8" |
| C | Total length (with 1/2" deck height) | 71 1/4" |
| | Total length (with 2" deck height) | 71 5/8" |
| | Total length (with 5" deck height) | 72 1/8" |
| D | Total width (with 1/2" deck height) | 41 1/4" |
| | Total width (with 2" deck height) | 41 5/8" |
| | Total width (with 5" deck height) | 42 1/8" |
| E | Bathing well length | 45" |
| F | Bathing well width | 26 1/4" |
| G | Deck width | 5 3/8" |
| H | Deck width at backrest ends | 3" |
| I | Height from bottom of bath to top deck | 22" |
| J | Height from bottom of deck to top deck | 2" |
| K | Height from bottom of deck to top deck | 5" |
| L | Height from bottom of drain to center of overflow | 17 1/8" |
| M | Maximum water level (Waste & overflow 16" x 35") | 16" |
| | Maximum water level (Integrated waste & overflow) | 16 3/4" |
| | Maximum water level with AromaFlow | 16 1/4" |
| N | Slope of backrests | 24° |
| O | Height from bottom of deck to top deck | 1/2" |

- A** AromaCloud® position
G Control position when factory-installed (Mia® or DOT)
T Turbine position (TMU)
 ● Indicates heated backrest (TMU)
 WTS Indicates WarmTouchShell® position (TUB)

TECHNICAL SPECIFICATIONS

| | |
|----------------------------------|--|
| Hot water supply required | The hot water supply should be 70% or more of the bath's total water capacity. |
| Turbine | Access to the pump must be at least 18" x 22". Standard connection is 20 A, 120 V, 60 Hz , dedicated line with a Ground-Fault Circuit Interrupter (GFCI). For any additional option, a second line is needed 15 A, 120 V, 60 Hz , dedicated line with a GFCI. Air vent necessary: 2" x 4" minimum. |
| Others | <ul style="list-style-type: none"> - The Geysair® is located on the same side as the heated backrest. It must NOT be relocated. It must be connected to the hot water supply and be accessible (provide access). - Optional tile flange with 2" deck height only (specify front or back). - The water level will vary when an AromaFlow or an Integrated waste & overflow is installed. |

Our products must be installed by certified professionals only and according to our Owner's Manual as well as federal, provincial/state and local building codes and regulations (www.bainultra.com/dealers/dealer-documentation-and-catalog).

| | |
|--------------------------------|------------|
| Cutting template | # 90000052 |
| Approx. shipping weight | 140 lb |
| Turbine power | 550 W |
| Air heater | 600 W |
| WARRANTY | |
| Controls-LED-Geysair* | 5 years |
| Bath & turbine* | 20 years |

* Some restrictions apply | www.bainultra.com/warranty

The specifications shown indicate the outer edge dimension and the inside bathing capacity dimension measured at air jets' height. The manufacturer accepts a 1/4" [0.64 cm] variance. There are variations on each product and specifications are subject to change as we improve upon our product as required. The dimensions needed for site preparation and structure building will differ. BainUltra® assumes no responsibility for preparatory work done prior to the product being on site.

THALASSA SENSATION

54" x 54" x 20"

Thalassa means "the sea," where all states of being co-mingle.

PRODUCT NO.

| MODEL | TMU | TUB |
|-------|--------------|--------------|
| | BTHACD00T-XX | BTHACD00N-XX |

THERMOMASSEUR (TMU)

Hydro-thermo massage • Air jet system

\$5,100

| | |
|---|----------|
| Jets | 40 |
| 1 heated backrest & headrest | Included |
| Mia® Control | Included |
| BU-Touch Control Application BUTOUCH | \$430 |
| Geysair® | Included |
| AromaCloud®** BAROMAC | \$490 |
| AromaFlow*** BAROMAF NEW | \$950 |
| Illuzio Chromatherapy BCHRO6 | \$925 |
| 2nd heated backrest (WTS-1 zone) BSHB | \$1,125 |

TUB Soaker



\$2,380

| | |
|---|-----------------------|
| AromaCloud®** BAROMAC | \$490 |
| AromaFlow*** BAROMAF NEW | \$950 |
| Illuzio Chromatherapy BCHRO6 | \$925 |
| WarmTouchShell® BWTS | \$1,125 |
| DOT control | Included with therapy |
| 2nd WarmTouchShell® BWTS2 | \$370 |

FEATURES

| | |
|-------------------------|------------------|
| Installation type | Drop-in & Corner |
| No. of bathers | 2 |
| US gallons | 55 |
| Imp. gallons | 46 |
| Grab bars (color match) | 1 |

STANDARD COLOR p. 13

| | | |
|---|---|----------|
|  |  | Included |
| White 01 | Biscuit 02 | |

OPTIONS (UPCHARGE APPLICABLE)

CONTROL (TMU only) p. 9

| | |
|--------------------------------------|-------|
| MiaPlus®** BMIAP1-XX | \$285 |
|--------------------------------------|-------|

SKIRT SJ-3 SE [BSJ3-XX](#) p. 243

| | |
|---|---------|
| White 01 , Biscuit 02 | \$1,310 |
|---|---------|

CLEAR ACRYLIC GRAB BARS [BGBG10-XX](#) p. 12

| | |
|---|------|
| With Chrome 07 or Brushed Nickel 09 inserts | \$60 |
|---|------|

TILE FLANGE p. 11

| | |
|---|-------|
| Ordered with bath (not installed) BTILEN | \$79 |
| Factory-installed. Front BTILEF . Special installation BTILEO | \$155 |

WASTE & OVERFLOW p. 10

16" x 35"
[BOVER16-XX](#)

INTE-
GRADED**
[BOVERIN-XX](#)

| | | |
|--|-------|-------|
| Chrome 07 | \$260 | \$235 |
| White 01 , Biscuit 02 | \$290 | \$235 |
| Brushed Nickel 09 , Polished Nickel 10 | \$400 | \$235 |
| Oil-rubbed Bronze 11 | \$400 | N/A |
| Matte Black 19 , Satin Brass 18 | N/A | \$355 |

IF REQUIRED BY CONSTRUCTION CODE

| | |
|---|-------|
| 16" x 35" Cable driven brass waste & overflow kit BOVERBR | \$240 |
|---|-------|



* The AromaCloud® is built into the deck (factory installed).

** The MiaPlus® Control is Included when purchasing Chromatherapy and/or a 2nd heated backrest on a TMU.

*** Only when ordering an AromaFlow, an Integrated waste & overflow is mandatory (Upcharge). Specify the finish of the waste.

TO ORDER

Complete the **ORDER FORM** in the bainultra.com/interactive-price-list or on bainultra.com/extranet or send your PO to orderdesk@bainultra.com

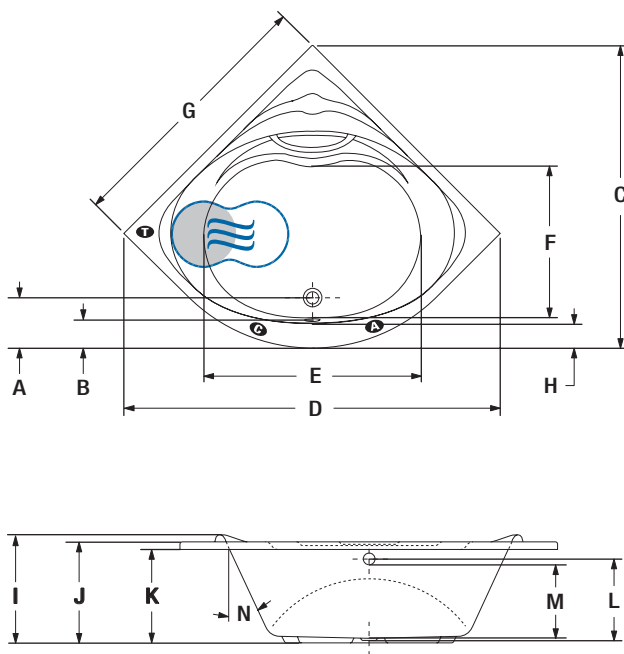


SENSATION



Acrylic grab bar

INSTALLATION



| LETTER | DESCRIPTION | MEASURE |
|--------|---|---------|
| A | Outside edge to center drain | 10 1/2" |
| B | Outside edge to overflow | 5 1/2" |
| C | Total length | 58 7/8" |
| D | Total width | 75 7/8" |
| E | Bathing well length | 44" |
| F | Bathing well width | 28 7/8" |
| G | Sidewall length | 53 7/8" |
| H | Deck width (widest point) | 5 1/4" |
| I | Total height to raised headrest | 22 1/4" |
| J | Height from bottom of bath to top deck | 20 1/4" |
| K | Height from bottom of bath to bottom of deck | 18 3/4" |
| L | Height from bottom of drain to center of overflow | 15 3/4" |
| M | Maximum water level (Waste & overflow 16" x 35") | 14" |
| | Maximum water level with AromaFlow | 13 3/4" |
| N | Slope of backrests | 21° |

- A** AromaCloud® position
- G** Control position when factory-installed (Mia® or DOT)
- T** Turbine position (TMU)
- Indicates heated backrest (TMU)
- ☞ Indicates WarmTouchShell® position (TUB)

TECHNICAL SPECIFICATIONS

| | |
|----------------------------------|---|
| Hot water supply required | The hot water supply should be 70% or more of the bath's total water capacity. |
| Turbine | Access to the pump must be at least 18" x 22". Standard connection is 20 A, 120 V, 60 Hz , dedicated line with a Ground-Fault Circuit Interrupter (GFCI). For any additional option, a second line is needed 15 A, 120 V, 60 Hz , dedicated line with a GFCI. Air vent necessary: 2" x 4" minimum. |
| Others | <ul style="list-style-type: none"> - The Geysair® is located on the same side as the heated backrest. It must NOT be relocated. It must be connected to the hot water supply and be accessible (provide access). - Optional tile flange. - The water level will be lower when an AromaFlow is installed. |

Our products must be installed by certified professionals only and according to our Owner's Manual as well as federal, provincial/state and local building codes and regulations (www.bainultra.com/dealers/dealer-documentation-and-catalog).

| | |
|--------------------------------|------------|
| Cutting template | # 90000014 |
| Approx. shipping weight | 135 lb |
| Turbine power | 550 W |
| Air heater | 600 W |
| WARRANTY | |
| Controls-LED-Geysair* | 5 years |
| Bath & turbine* | 20 years |


* Some restrictions apply | www.bainultra.com/warranty

The specifications shown indicate the outer edge dimension and the inside bathing capacity dimension measured at air jets' height. The manufacturer accepts a 1/4" [0.64 cm] variance. There are variations on each product and specifications are subject to change as we improve upon our product as required. The dimensions needed for site preparation and structure building will differ. BainUltra® assumes no responsibility for preparatory work done prior to the product being on site.

VIBE 6030

60" x 30" x 19"

Vibe is a collection of therapeutic bathtubs with minimalist and contemporary flair. The collection is perfect for urban city dwellers who want to bring value and refinement to smaller bathrooms.



PRODUCT NO.

| MODEL | TMU | TUB |
|--|--------------|--------------|
| Drop-in Standard 1 1/2" deck | BVIBRD00T-XX | BVIBRD00N-XX |
| Alcove – Left Standard 1 1/2" deck | BVIBRB0LT-XX | BVIBRB0LN-XX |
| Alcove – Right Standard 1 1/2" deck | BVIBRB0RT-XX | BVIBRB0RN-XX |
| Slim deck | BVIBRD10T-XX | BVIBRD10N-XX |
| Slim deck – Left | BVIBRB1LT-XX | BVIBRB1LN-XX |
| Slim deck – Right | BVIBRB1RT-XX | BVIBRB1RN-XX |

Alcove – Standard 1 1/2" deck

Slim deck

THERMOMASSEUR (TMU)

Hydro-thermo massage • Air jet system

\$4,895

| | |
|---|----------|
| Jets | 40 |
| 1 heated backrest | Included |
| MiaPlus® Control | Included |
| BU-Touch Control Application BUTOUCH | \$430 |
| Geysair® | Included |
| AromaFlow* BAROMAF NEW | \$950 |
| Illuzio Chromatherapy BCHRO6 | \$925 |

TUB Soaker

\$2,435

| | |
|--------------------------------------|-----------------------|
| AromaFlow* BAROMAF NEW | \$950 |
| Illuzio Chromatherapy BCHRO6 | \$925 |
| WarmTouchShell® BWTS | \$1,125 |
| DOT control | Included with therapy |

FEATURES

| | | | |
|---|----------------------------|------------------------|----------------------|
| Installation type | Drop-in & Alcove (3 walls) | | |
| No. of bathers | 4 | Imp. gallons | 36 |
| US gallons | 44 | Integrated tile flange | Included |
| INTEGRATED WASTE & OVERFLOW BOVERINI-XX p.10 | | | |
| White 01 , Biscuit 02 , Chrome 07 , Brushed Nickel 09 , Polished Nickel 10 , Matte White with UltraVelour finish 32 | | | Installed & Included |
| STANDARD COLOR p. 13 | | | |
| <div> <div>White 01</div> <div>Biscuit 02</div> </div> | | | Included |

OPTIONS (UPCHARGE APPLICABLE)

FINISH p.6

UltraVelour Matte Finish (white only) **BVE1** \$650

UNIVERSAL ARMRESTS **BGBGU-XX** p.12

White **01** \$750

SKIRT MULTIFIT (standard 1 1/2" deck only) **BSMUL-XX** p.243

White **01**, Biscuit **02** \$600

INTEGRATED WASTE & OVERFLOW **BOVERINI-XX** p.10

Matte Black **19**, Satin Brass **18** \$120

IF REQUIRED BY CONSTRUCTION CODE

Brass waste & overflow kit **BDRCOB** \$240

Brass waste kit **BDRCB** \$60



Don't forget that an integrated tile flange is available at no extra cost.

You must specify drain position (right or left).

With the control on the deck, a complete shower door cannot be installed.


Don't forget to specify the finish of the integrated waste & overflow.

Don't forget to specify the deck height (1/2" or 1 1/2").

* When ordering an AromaFlow, an Integrated waste & overflow is mandatory (Included). Specify the finish of the waste.

TO ORDER

Complete the **ORDER FORM** in the bainultra.com/interactive-price-list or on bainultra.com/extranet or send your PO to orderdesk@bainultra.com



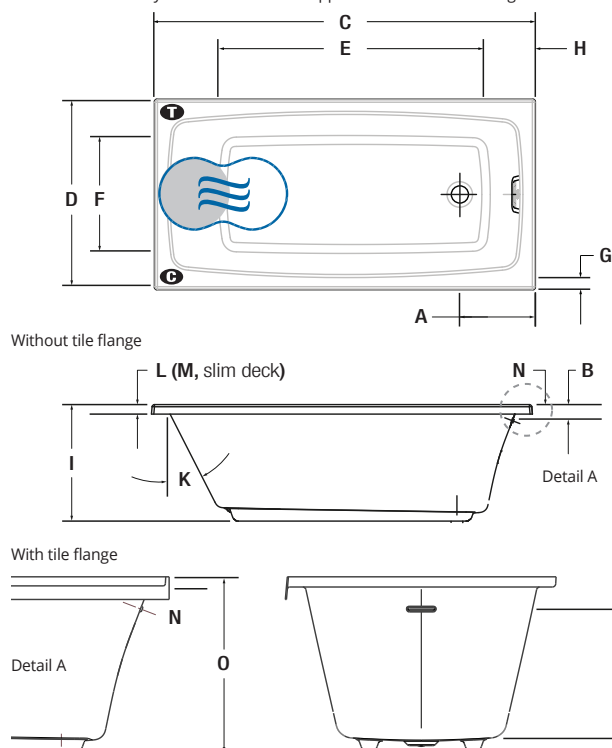
VIBE 6030



Drop-in – Standard 1 1/2" deck

INSTALLATION

Control should always be installed on the opposite side of the tile flange



| LETTER | DESCRIPTION | MEASURE |
|--------|---|---------------------|
| A | Outside edge to center drain | 10 7/8" |
| B | Outside edge to center of overflow | 2 1/2" |
| C | Total length | 60" |
| D | Total width | 30" |
| E | Bathing well length | 44" |
| F | Bathing well width | 19 1/8" |
| G | Deck width | 1 7/8" |
| H | Deck width at drain end | 2" |
| I | Height from bottom of bath to top deck | 18 1/2" |
| J | Maximum water level Maximum water level with AromaFlow | 14 5/16" 12 1/2" |
| K | Slope of backrest | 27° |
| L | Height from bottom of deck to top std deck | 1 1/2" |
| M | Height from bottom of deck to top slim deck | 1/2" |
| N | Tile flange height | 1" |
| O | Height of bath from bottom of bath to top of tile flange | 19 1/2" |

C Control position when factory-installed (Mia® or DOT)

T Turbine position (TMU)

● Indicates heated backrest (TMU)

☞ Indicates WarmTouchShell® position (TUB)

TECHNICAL SPECIFICATIONS

| | |
|----------------------------------|--|
| Hot water supply required | The hot water supply should be 70% or more of the bath's total water capacity. |
| Turbine | Access to the pump must be at least 18" x 22". Standard connection is 20 A, 120 V, 60 Hz, dedicated line with a Ground-Fault Circuit Interrupter (GFCI). For any additional option, a second line is needed 15 A, 120 V, 60 Hz, dedicated line with a GFCI. Air vent necessary: 2" x 4" minimum. |
| Others | <ul style="list-style-type: none"> - The Geysair® is located on the same side as the heated backrest. It must NOT be relocated. It must be connected to the hot water supply and be accessible (provide access). - Turbine must be remotely installed in certain conditions. - Integrated tile flange is included (specify right or left). - The water level will be lower when an AromaFlow is installed. |

Our products must be installed by certified professionals only and according to our Owner's Manual as well as federal, provincial/state and local building codes and regulations (www.bainultra.com/dealers/dealer-documentation-and-catalog).

The specifications shown indicate the outer edge dimension and the inside bathing capacity dimension measured at air jets' height. The manufacturer accepts a 1/4" [0.64 cm] variance. There are variations on each product and specifications are subject to change as we improve upon our product as required. The dimensions needed for site preparation and structure building will differ. BainUltra® assumes no responsibility for preparatory work done prior to the product being on site.

| | |
|--------------------------------|------------|
| Cutting template | # 90000078 |
| Approx. shipping weight | 200 lb |
| Turbine power | 550 W |
| Air heater | 600 W |
| WARRANTY | |
| Controls-LED-Geysair* | 5 years |
| Bath & turbine* | 20 years |

* Some restrictions apply | www.bainultra.com/warranty

VEDANA®

21" x 80" x 9 1/2"

PRODUCT NO.

| MODEL | BVEDANA-XX |
|-------|------------|
|-------|------------|

VEDANA®

\$11,200

THERAPIES

| | |
|----------------|----------|
| Aromatherapy | Included |
| ThermoTherapy® | Included |
| Light Therapy® | Included |
| Chromatherapy | Included |
| Sound Therapy® | Included |



FEATURES

| | |
|-------------------|--------------|
| Installation type | Wall-mounted |
| Control | MiaPlus® |

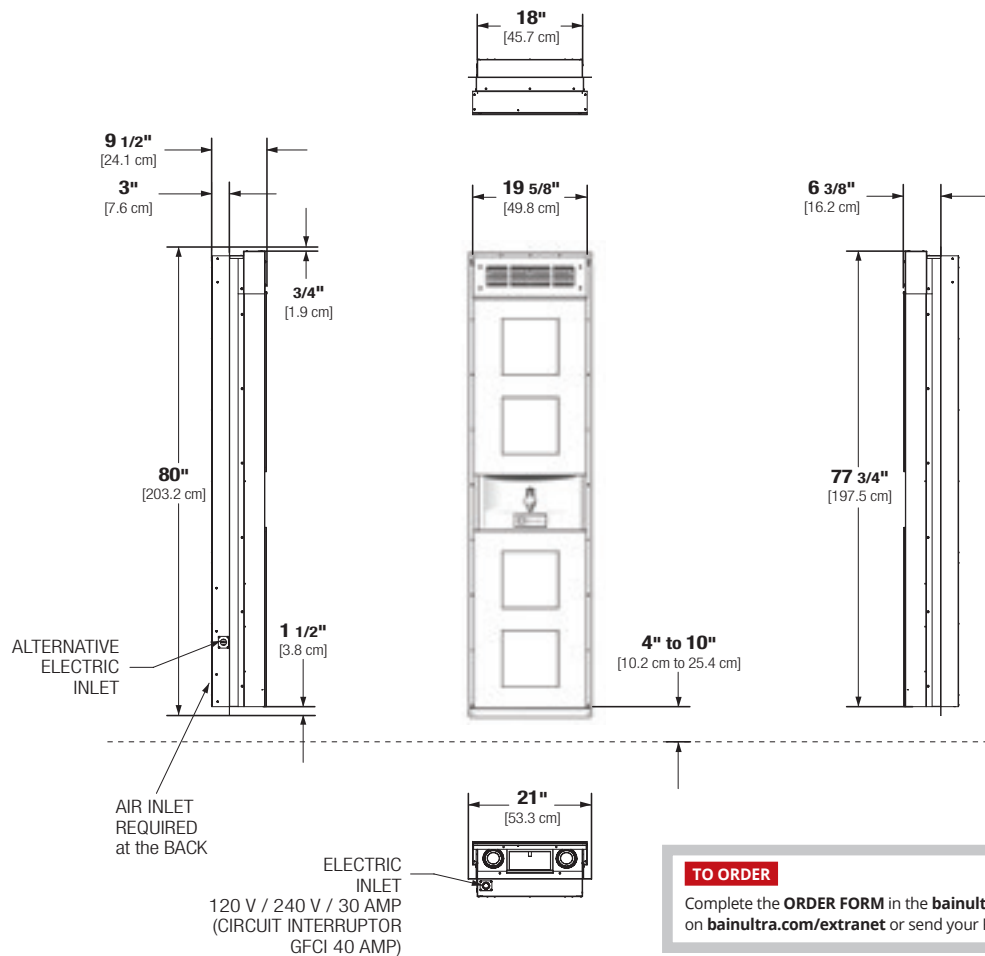
STANDARD COLOR p. 13

| | | |
|----------|------------|----------|
| White 01 | Biscuit 02 | Included |
|----------|------------|----------|

AROMATHERAPY NEBULIZER

Included

Nordic Spirit essential oils, 15 ml bottle



TO ORDER

Complete the **ORDER FORM** in the bainultra.com/interactive-price-list or on bainultra.com/extranet or send your PO to orderdesk@bainultra.com

OUR 5 THERAPIES

VEDANA COMBINES 5 THERAPIES FOR A COMPLETE RESTORATIVE RELAXATION SESSION. WHILE THE THERAPIES WORK TOGETHER, EACH ONE CAN ALSO BE ENJOYED INDIVIDUALLY.

REAL DAILY BENEFITS

Vedana® combines the best spa technologies and therapeutic techniques. That means luxury care equal to the world's best wellness establishments, at only a fraction of the cost.

With Vedana, that special care you deserve is yours to be savored every day.



LIGHT THERAPY®

With its precision Litebook® technology, Vedana® is the cutting edge in terms of light intensity, wavelength, and range.



AROMATHERAPY

The aromatherapy system operates with an essential-oil nebulizing diffuser, the most authentic and effective method available.



SOUND THERAPY®

The Vedana® sound system totally surrounds you, covering up any other audible frequencies, and offers an exquisite sound experience.

BLUETOOTH TECHNOLOGY

To accompany your experiences and sessions, you can download Vedana's music sound track directly from our website: bainultra.com/Vedana



THERMOTHERAPY®

The system can reach and maintain 175°F (80°C), the temperature recommended for authentic dry-heat Thermotherapy.



CHROMATHERAPY

Vedana® diffuses colors in precise wavelengths that maximize the benefits of your therapeutic care, in accordance with your needs at a given moment.



VEDANA®



VEDANA®



VEDANA®

VEDANA®

COMPLEMENTARY PRODUCTS

AKAŠA®

COMFORT CUSHION

15 7/8" x 21 1/8" x 5/8"



COMFORT CUSHION BCUSHIONA

\$540



Grey 05



Black 06

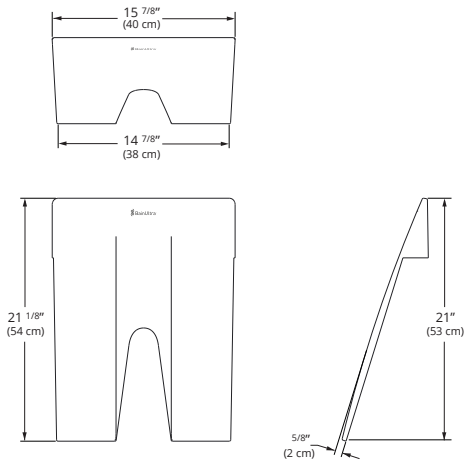
FEATURES

Made in Italy, this high quality urethane cushion offers the best comfort possible and bonifies the Hydro-thermo Massage® experience benefits.

Its isolating properties will keep your body feeling warm all through the bath session.

It will adhere naturally to the bath. No magnets are used.

The Akaša Comfort Cushion is available for several BainUltra models (see table below).



TO ORDER

Complete the **ORDER FORM** in the bainultra.com/interactive-price-list or on bainultra.com/extranet or send your PO to orderdesk@bainultra.com

BAINULTRA BATH MODELS AVAILABLE FOR AKAŠA COMFORT CUSHION

| | | | |
|-------------------------------------|--------------------|--------------------|---|
| Amma 7242 Narrow Base [†] | Elegancia 6636 C10 | Elegancia 7242 C10 | Meridian 6032 |
| Amma 7242 Freestanding [†] | Elegancia 6636 C11 | Elegancia 7242 C11 | Meridian 6042 |
| Amma 7242 Drop-in [†] | Elegancia 6636 C13 | Elegancia 7242 C13 | Opalia 6839 Centered Ellipse |
| Bain de Ville 6030 | Elegancia 6636 C14 | Elegancia 7242 C14 | Opalia 6839 Off-Centered Ellipse - Left |
| Bain de Ville 6632 | Elegancia 6642 C10 | Essencia 6838 | Pro-Meridian 55 |
| Balneo Sanos 6636 [‡] | Elegancia 6642 C11 | Esthesia 6638 | Pro-Meridian 60 |
| Balneo Sanos 7240 [‡] | Elegancia 6642 C13 | Inua 6036* | Meridian Ellipse 7240 [‡] |
| Balneo Cella 6636 [‡] | Elegancia 6642 C14 | Inua 6636* | Meridian 6030 |
| Balneo Cella 7240 [‡] | Elegancia 7236 C10 | Inua 7240* | Meridian 6031 Uno |
| Balneo Naos 6636 [‡] | Elegancia 7236 C11 | Meridian 50 | Meridian 6031 Duo |
| Balneo Naos 7240 [‡] | Elegancia 7236 C13 | Meridian 55 | Meridian Ellipse 6636 [‡] |
| Charism 6434 | Elegancia 7236 C14 | Meridian 60 | |

[†] Flat Deck ^{*} Comfort Cushion included

AKAŠA®



ESSENTIAL CARE PRODUCT

ESSENTIAL OILS FOR THE AROMACLOUD®, THE AROMAFLOW® AND THE VEDANA®
(15 ml bottle)

| | | |
|---------------|----------------------|------|
| Nordic Spirit | Essential oils blend | \$25 |
|---------------|----------------------|------|

* Essential oils not included with the AromaFlow.



PILLOW

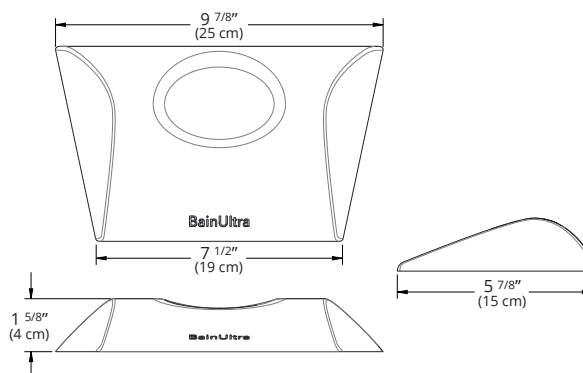
9 7/8" x 5 7/8" x 1 5/8"

PILLOW BPILLOW

\$240

FEATURES

Finesse, smoothness and sturdiness come together to offer the bather more comfort and well-being. Wisely placed by bather to the desired position, the bath pillow supports the neck wonderfully to offer the upmost in comfort and a feeling of complete relaxation and increased benefits. Offered in dark grey.



TO ORDER

Complete the **ORDER FORM** in the bainultra.com/interactive-price-list or on bainultra.com/extranet or send your PO to orderdesk@bainultra.com

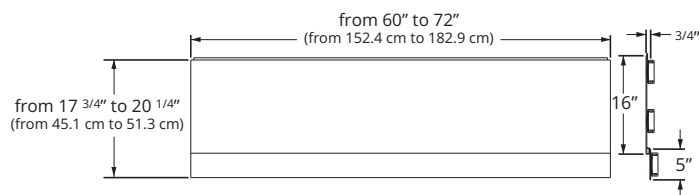
SKIRTS



MULTIFIT (ADJUSTABLE & REMOVABLE)

| FEATURES | | |
|-------------------|---|-------|
| Skirt (with bath) | BSMUL-XX | \$600 |
| Skirt (alone) | 60" BSSMUL60-XX 66" BSSMUL66-XX 72" BSSMUL72-XX | \$670 |
| Piece | | 1 |

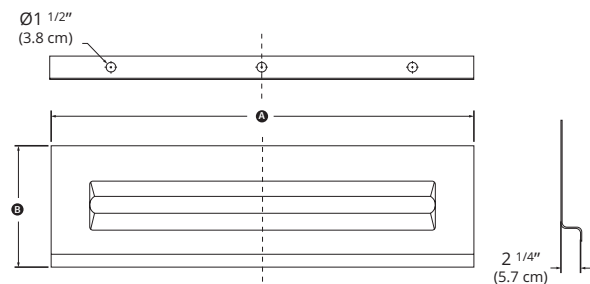
Notes: Fits most rectangular models. (Check with BainUltra® customer service)
Skirt is designed to fit full length and height of TUB. (See Owner's Manual)



SJ-1

| FEATURES | | |
|-------------------|--|-------|
| Skirt (with bath) | BSJ1-XX | \$715 |
| Skirt (alone) | 60" BSSJ160-XX 66" BSSJ166-XX 72" BSSJ172-XX | \$785 |
| Piece | | 1 |

Notes: Fits most rectangular models.
Skirt is designed to fit full length and height of TUB. (See Owner's Manual)
Universal skirt SJ1 is not available in UltraVelour finish.



CITTI 6032 TRIO WITHOUT INSERT WITH MULTIFIT SKIRT

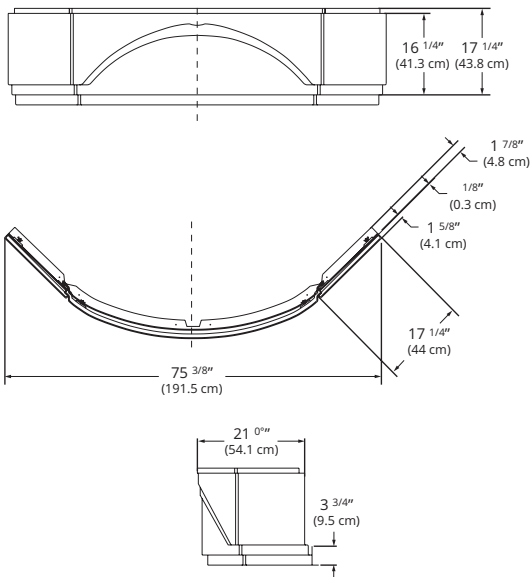


SJ-3 SE

FEATURES

| | |
|---|---------|
| Skirt (with bath) BSJ3SE-XX | \$1,310 |
| Skirt (alone) BSSJ3SE-XX | \$1,385 |

Notes: For Thalassa Sensation only.
Skirt is designed to fit full length and height of TUB. (See Owner's Manual)
Will ship in a separate box.
Universal skirt SJ3 is not available in UltraVelour finish.

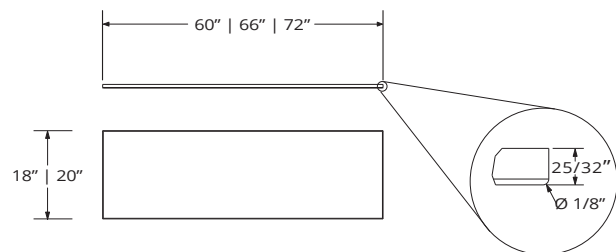


MONARCH QUARTZ SKIRTS

Quartz skirts are available in the same colors as the Monarch deck.
When ordering a Quartz skirt, it is essential to specify the model and color.
Quartz skirts are optional.

| MODEL | SKIRT 6018 60" X 18 7/8" BSM6018-XX | SKIRT 6618 66" X 18 5/8" BSM6618-XX | SKIRT 7220 72" X 20" BSM7220-XX |
|---|---|---|---|
| Grey Expo 21 | \$1,195 | \$1,315 | \$1,500 |
| Jet Black 23 Lagos Blue 24 | \$1,315 | \$1,380 | \$1,620 |
| Quasar Light 25 | \$1,860 | \$1,980 | \$2,275 |
| Piatra Grey 26 Bianco Drift 31 Woodlands 30 | \$1,915 | \$2,100 | \$2,395 |
| Statuario Maximus 29 | \$2,700 | \$2,940 | \$3,350 |

Notes: Quartz skirts are offered for Monarch Collection only.





LIBRA OVAL 6635



VIBE DESIGN



BEONE 4639



© LIBRA AURORA 6634



© EVANESCENCE 6634 WITH AROMAFLOW



956, chemin Olivier
Lévis (Québec)
G7A 2N1 Canada
Tel.: 418 831-7701 1 800 463-2187
Fax: 418 831-6623 1 800 382-8587
bainultra.com