




PRODUCT SHEET  
**THERMAL 60**  
 72" X 36" X 20"



<b>THERMOMASSEUR® BATH</b>	\$
<b>TUB</b>	\$

THERMOMASSEUR (TMU)	
Jets	44
1 heated backrest & headrest	included
MiaPlus® Control	included
Geysair®	included
AromaCloud®	\$
Illuzio Chromatherapy <b>NEW</b>	\$
2 <sup>nd</sup> heated backrest (advanced technology)	\$

TUB (soaker)	
AromaCloud®	\$
Illuzio Chromatherapy <b>NEW</b>	\$
WarmTouchShell®	\$
DOT control	included with therapy
2 <sup>nd</sup> WarmTouchShell®	\$

FEATURES			
Installation type			Drop-in
No. of bathers		Armrests	4
US gallons	53	Grab bar	1
Imp. gallons	44		

**OPTIONAL UPCHARGE APPLICABLE**

COLOR	
<b>Standard</b>	
	White
	Biscuit
<b>Optional</b>	
	Gray
	\$
CONTROL (TMU ONLY)	
MiaMulti®	\$
CLEAR ACRYLIC GRAB BARS	
With Chrome, Brass or Brushed nickel inserts	\$
WASTE & OVERFLOW <b>16" X 35"</b>	
Chrome	\$
White & Biscuit	\$
Brass	\$
Brushed nickel, Polished nickel & Oil-rubbed bronze	\$

1 800 463.2187 **From 8 a.m. to 8 p.m. Monday to Thursday (EST)**  
 info@bainultra.com **From 8 a.m. to 5 p.m. on Friday (EST)**

# THERMAL 60 72" X 36" X 20"

## ACCESSORIES (OPTIONAL)

### OTHERS

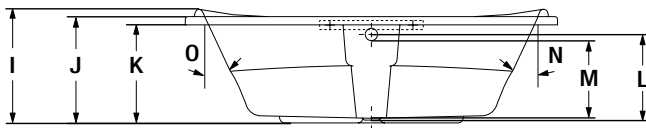
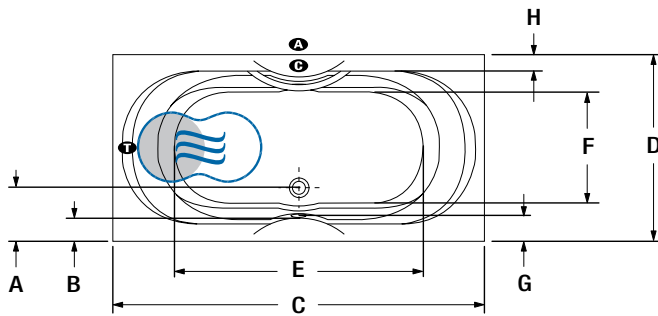
- Optional tile flange (specify right or left).
- Specify front or back drain.

### TOTAL PRICE

\$

## DROP-IN INSTALLATION

- A** For TMU, the AromaCloud will replace the control position.  
For TUB with options, the AromaCloud and the DOT will be installed on the deck.



LETTER	DESCRIPTION	MEASURE
A	Outside edge to center drain	10 3/8"
B	Outside edge to overflow	4 1/4"
C	Total length	71 3/4"
D	Total width	36"
E	Bathing well length	48"
F	Bathing well width	22 1/4"
G	Deck width (widest point)	4 1/8"
H	Deck width (narrowest point)	3 1/4"
I	Total height to headrest	21 5/8"
J	Height from bottom of tub to top deck	20 1/8"
K	Height from bottom of tub to bottom of lip	18 5/8"
L	Height from drain to center of overflow	16"
M	Maximum water level	14 1/2"
N	Slope of backrest	26°
O	Slope of backrest	25°

- A** AromaCloud position
- B** Control position when factory-installed (Mia or Dot)
- C** Turbine position (TMU)
- Heated backrest (TMU)
- WarmTouchShell position

When tiling flange is added, the AromaCloud will automatically be installed on the opposite side of the flange.

## TECHNICAL SPECIFICATIONS

<b>Hot water supply required</b>	Should be 70% of water capacity of tub or greater.
<b>Turbine</b>	Access to the pump must be at least 18" X 22". <b>Standard connection is 20 A, 120 V, 60 hz</b> , dedicated line with a Ground-Fault Circuit Interrupter (GFCI). <b>For any additional option, a second line is needed 15 A, 120 V, 60 hz</b> , dedicated line with a GFCI. Air vent necessary: 2" X 4" minimum

Our products must be installed by certified professionals only and according to our Owner's Manual as well as federal, provincial/state and local building codes and regulations ([www.bainultra.com/documentation/documentation](http://www.bainultra.com/documentation/documentation)).

The specifications shown indicate the outer edge dimension and the inside bathing capacity dimension measured at air jets' height. The manufacturer accepts a 1/4" [0.64 cm] variance. There are variations on each product and specifications are subject to change as we improve upon our product as required. The dimensions needed for site preparation and structure building will differ. BainUltra® assumes no responsibility for preparatory work done prior to the product being on site.

<b>Approx. shipping weight</b>	134 lbs
<b>Turbine power</b>	550 W
<b>Air heater</b>	600 W

## WARRANTY

Controls-LED-Geysair*	5 years
Bath & turbine*	20 years

\*Some restrictions apply | [www.bainultra.com/warranty](http://www.bainultra.com/warranty)

