



PRODUCT SHEET

ORA RECTANGULAR 6636

FREESTANDING 66" X 36" X 25"



	FREESTANDING	THEATRE STAGE*
THERMOMASSEUR® BATH	\$	\$
THERMASENS™ BATH	\$	\$
SOAKER	\$	\$

THERMOMASSEUR (TMU)		
Jets		36
1 heated backrest		included
1 heated headrest		included
MiaPlus® Control*		included
Geysair™	\$	
AromaCloud™	\$	
Chromatherapy - LED	\$	

THERMASENS (TMSU)		
AromaCloud™	\$	
Chromatherapy - LED	\$	
WarmTouchShell™	\$	
2 DOT controls		included

FEATURES INCLUDED			
Installation type	Freestanding & Theatre Stage		
No. of bathers		Integrated Headrest	1
US gallons	50	Drain & overflow with face plate	included
Imp. gallons	41		

OPTIONS	
COLOR	
Standard	
<input type="checkbox"/>	White
DRAIN & OVERFLOW	
Chrome, White	
Brass, Brushed Nickel, Polished Nickel	
OPTIONAL UPCHARGE APPLICABLE	
CONTROL (TMU ONLY)	
MiaMulti®	\$

DON'T FORGET THAT THIS TUB IS AVAILABLE IN WHITE ONLY.

1 800 463.2187
 info@bainultra.com

From 8 a.m. to 8 p.m. Monday to Thursday (EST)
 From 8 a.m. to 5 p.m. on Friday (EST)

ORA RECTANGULAR 6636 FREESTANDING 66" X 36" X 25"

ACCESSORIES (OPTIONAL)

Cutting Template

90000062

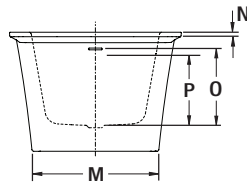
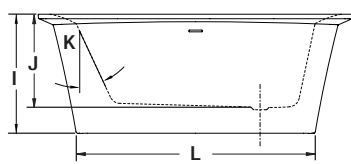
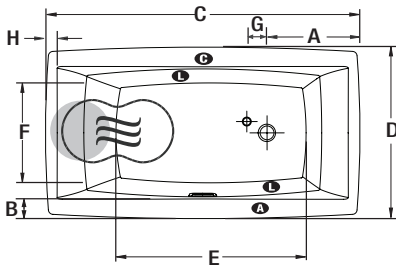
OTHERS

- **Faucet** can be freestanding or installed on the deck (specify **overflow side** or **opposite side**).
- For faucet installed on the deck, the concealed side of the bath has a **full height insert**. When only the Aromacloud is installed on the deck, a **short insert** is built in the concealed side of the bath (See technical drawings below).

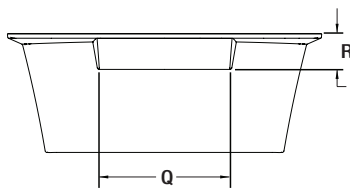
TOTAL PRICE

\$

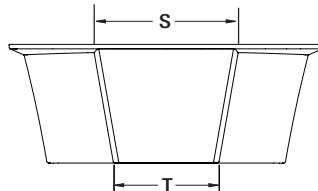
FREESTANDING INSTALLATION



Short Insert for AromaCloud installed on the deck



Full Height Insert for faucet installed on the deck

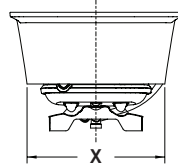
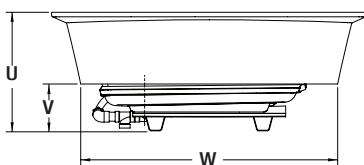


LETTER	DESCRIPTION	MEASURE
A	Outside edge to center drain	19 1/2"
B	Outside edge to overflow	4"
C	Total length	66"
D	Total width	36"
E	Bathing well length	40 3/8"
F	Bathing well width	21 1/4"
G	Distance from center air intake to center drain	4 1/4"
H	Deck width at backrest end	2 3/8"
I	Total height to headrest	25"
J	Height from drain to top deck	19 1/2"
K	Slope of backrest	25°
L	Base length	50"
M	Base width	26 1/2"
N	Deck thickness	7/8"
O	Height from drain to center of overflow	16 5/8"
P	Maximum water level	15 7/8"
Q	Short Insert width	28 1/8"
R	Short Insert height	7 1/2"
S	Full Height Insert upper width	30 1/4"
T	Full Height Insert bottom width	22 1/8"

- C** Indicates control position (TMU)
- L** Indicates LED light position
- H** Indicates heated backrest (TMU)
- A** Indicates AromaCloud position
- W** Indicates WarmTouchShell position (TMSU)

Notes: **Control** will be installed on the **opposite side of the AromaCloud**. **Insert** can be located on the **overflow side or opposite side**.

THEATRE STAGE® INSTALLATION



U	Height from bottom of tub to top deck	25"
V	Base length	53 3/4"
W	Stage height	10"
X	Base width	28 7/8"

TECHNICAL SPECIFICATIONS

Hot water supply required

Should be 70% of water capacity of tub or greater.

Turbine

Access to the pump must be at least 18" X 22". Standard connection is 15 A, 120 V, 60 hz, dedicated line with a Ground-Fault Circuit Interrupter (GFCI). With Geysair, upgrade to 20 A, 120 V, 60 hz, dedicated line GFCI is needed. For any additional option with the Geysair, a second line is needed 15 A, 120 V, 60 hz, dedicated line with a GFCI. Air vent necessary: 2" X 4" minimum

Our products must be installed by certified professionals only and according to our Owner's Manual as well as federal, provincial/state and local building codes and regulations (www.bainultra.com/documentations).

Approx. shipping weight

250 lbs

Turbine power

600 W

Air heater

700 W

WARRANTY

Controls-LED-Geysair*

5 years

Bath & turbine*

20 years

*Some restrictions apply | www.bainultra.com/warranty

The specifications shown indicate the outer edge dimension and the inside bathing capacity dimension measured at air jets' height. The manufacturer accepts a 1/4" [0,64 cm] variance. There are variations on each product and specifications are subject to change as we improve upon our product as required. The dimensions needed for site preparation and structure building will differ. BainUltra® assumes no responsibility for preparatory work done prior to the product being on site.

