

PRODUCT SHEET
ORIGAMI 6030 ORIGINAL SERIES
 60" X 30" X 21"



THERMOMASSEUR® BATH	\$
THERMASENS® BATH	\$
TUB no therapy	\$

THERMOMASSEUR (TMU)	
Jets	40
1 heated backrest	included
MiaPlus® Control	included
Geysair®	included
AromaCloud®	\$
Chromatherapy - 2 LED	\$

THERMASENS (TMSU)		TUB
AromaCloud®	included	\$
Chromatherapy - 2 LED	included	\$
WarmTouchShell®	included	\$
DOT control	included	included with therapy

FEATURES			
Installation		Drop-in, Alcove (3 walls) & Undermount	
No. of bathers	↓	Imp. gallons	38
US gallons	46		

OPTIONAL UPCHARGE APPLICABLE		
COLOR		
Standard		
White	Biscuit	
Optional		
		\$
Sandbar	Gray	
FINISH		
UltraVelour Matte Finish (White Only)		\$
CONTROL (TMU ONLY)		
MiaMulti®		\$
SKIRT		
	MULTIFIT	SJ-1
Skirt	\$	\$
Optional color	\$	\$
WASTE & OVERFLOW		
		16" X 35"
Chrome		\$
White, Biscuit		\$
Brass		\$
Brushed nickel, Polished nickel & Oil-rubbed bronze		\$
TILE FLANGE (specify right or left)		
Ordered with bath, uninstalled		\$
Factory-installed		\$

1 800 463.2187 From 8 a.m. to 8 p.m. Monday to Thursday (EST)
 info@bainultra.com From 8 a.m. to 5 p.m. on Friday (EST)

ORIGAMI 6030 ORIGINAL SERIES 60" X 30" X 21"

ACCESSORIES (OPTIONAL)

CUTTING TEMPLATE

90000048

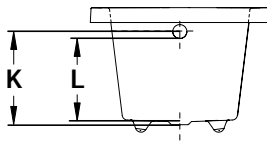
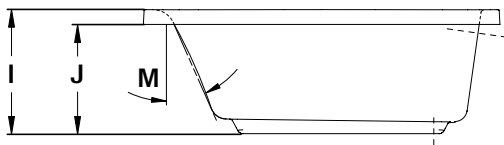
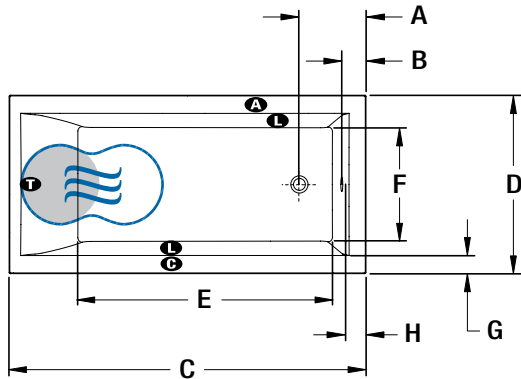
OTHER

Optional tile flange (specify right or left).

TOTAL PRICE

\$

ALCOVE/DROP-IN/UNDERMOUNT INSTALLATION



LETTER	DESCRIPTION	MEASURE
A	Outside edge to center drain	11"
B	Outside edge to overflow	3 5/8"
C	Total length	60"
D	Total width	30"
E	Bathing well length	43 1/4"
F	Bathing well width	19 5/8"
G	Deck width	3 1/4"
H	Deck width	3 1/4"
I	Height from bottom of tub to top deck	21"
J	Height from bottom of tub to bottom of lip	19"
K	Height from drain to center of overflow	15 1/2"
L	Maximum water level	13 7/8"
M	Slope of backrest	24°

- T Indicates turbine position (TMU)
- Indicates heated backrest (TMU)
- Indicates WarmTouchShell position (TMSU)
- L Indicates LED light position
- C Indicates control position when factory-installed
- A Indicates AromaCloud position

When tiling flange is added, the AromaCloud will automatically be installed on the opposite side of the flange.

TECHNICAL SPECIFICATIONS

Hot water supply required Should be 70% of water capacity of tub or greater.

Turbine Access to the pump must be at least 18" X 22". **Standard connection is 20 A, 120 V, 60 hz,** dedicated line with a Ground-Fault Circuit Interrupter (GFCI). **For any additional option, a second line is needed 15 A, 120 V, 60 hz,** dedicated line with a GFCI. Air vent necessary: 2" X 4" minimum

Our products must be installed by certified professionals only and according to our Owner's Manual as well as federal, provincial/state and local building codes and regulations (www.bainultra.com/documentation/documentation).

Approx. shipping weight 128 lbs

Turbine power 600 W

Air heater 700 W

WARRANTY

Controls-LED-Geysair* 5 years

Bath & turbine* 20 years

*Some restrictions apply | www.bainultra.com/warranty



The specifications shown indicate the outer edge dimension and the inside bathing capacity dimension measured at air jets' height. The manufacturer accepts a 1/4" [0,64 cm] variance. There are variations on each product and specifications are subject to change as we improve upon our product as required. The dimensions needed for site preparation and structure building will differ. BainUltra® assumes no responsibility for preparatory work done prior to the product being on site.