



PRODUCT SHEET
ORIGAMI 7242 CONTOUR SERIES
 72" X 42" X 22"



THERMOMASSEUR® BATH	\$
THERMASENS™ BATH	\$
SOAKER BATH	\$

THERMOMASSEUR (TMU)	
Jets	42
1 heated backrest	included
MiaPlus® Control	included
Geysair™	\$
AromaCloud™	\$
Chromatherapy - LED	\$

THERMASENS (TMSU)	
AromaCloud™	included
Chromatherapy - LED	included
WarmTouchShell™	included
2 DOT controls (standard location)	included
2nd WarmTouchShell	\$

FEATURES INCLUDED			
Installation type	Drop-in, Alcove (3 walls) 2" lip & Undermount 2" lip		
No. of bathers		Imp. gallons	52
US gallons	63		

OPTIONAL UPCHARGE APPLICABLE

COLORS	
Standards	
	White
	Bone
	Biscuit
	Almond
Optionals	
	Black
	Mexican sand
	Cashmere
	Sandbar
	Gray
	\$

CONTROL (TMU ONLY)

MiaMulti®	\$
-----------	----

SKIRTS (2" LIP ONLY)	MULTIFIT	ELEGANCE	SJ-1
Skirts	\$	\$	\$
Optional colors	\$	\$	\$

DRAIN & OVERFLOW 16" X 35"

Chrome	\$
White, Biscuit & Bone	\$
Brass	\$
Brushed nickel, Polished nickel & Oil-rubbed bronze	\$

DON'T FORGET THAT ORDERING A TILE FLANGE FOR THIS BATH IS POSSIBLE. AROMACLOUD IS NOT AVAILABLE FOR UNDERMOUNT INSTALLATION TYPE.

1 800 463.2187 | From 8 a.m. to 8 p.m. Monday to Thursday (EST)
 info@bainultra.com | From 8 a.m. to 5 p.m. on Friday (EST)

ORIGAMI 7242 CONTOUR SERIES 72" X 42" X 22"

ACCESSORIES (OPTIONAL)

CUTTING TEMPLATE

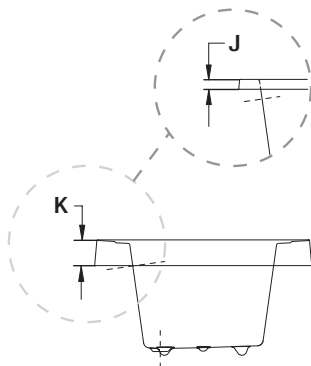
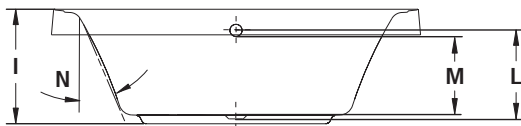
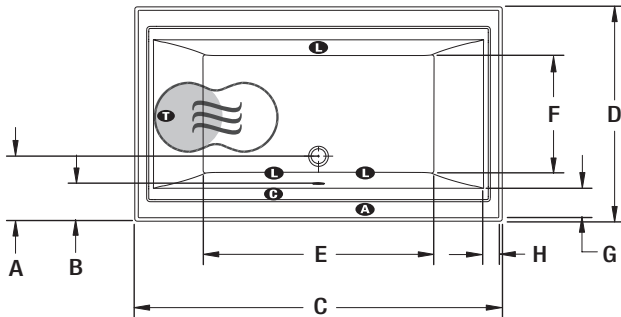
90000052

OTHER

Optional tile flange (specify right or left).

TOTAL PRICE

\$



LETTER	DESCRIPTION	MEASURE
A	Outside edge to center drain	12 3/4"
B	Outside edge to overflow	7 3/8"
C	Total length (with 2" deck height) Total length (with 5" deck height)	71 1/2" 72"
D	Total width (with 2" deck height) Total width (with 5" deck height)	41 1/2" 42"
E	Bathing well length	45 3/4"
F	Bathing well width	23 3/8"
G	Deck width at drain end	6 1/2"
H	Deck width	3 5/8"
I	Height from bottom of tub to top deck	22 1/2"
J	Height from bottom of lip to top deck	2"
K	Height from bottom of lip to top deck	5"
L	Height from drain to center of overflow	17 1/2"
M	Maximum water level	15 3/4"
N	Slope of backrest	24°

- T** Indicates turbine position (TMU)
- L** Indicates LED light position
- C** Indicates heated backrest (TMU)
- A** Indicates control position when factory-installed
- W** Indicates WarmTouchShell position (TMSU)
- A** Indicates AromaCloud position

When tiling flange is added, the AromaCloud will automatically be installed on the opposite side of the flange.

TECHNICAL SPECIFICATIONS

Hot water supply required	Should be 70% of water capacity of tub or greater.
Turbine	Access to the pump must be at least 18" X 22". Standard connection is 15 A, 120 V, 60 hz, dedicated line with a Ground-Fault Circuit Interrupter (GFCI). With Geysair, upgrade to 20 A, 120 V, 60 hz, dedicated line GFCI is needed. For any additional option with the Geysair, a second line is needed 15 A, 120 V, 60 hz, dedicated line with a GFCI. Air vent necessary: 2" X 4" minimum.

Our products must be installed by certified professionals only and according to our Owner's Manual as well as federal, provincial/state and local building codes and regulations (www.bainultra.com/documentations).

Approx. shipping weight	136 lbs
Turbine power	755 W
Air heater	700 W

WARRANTY

Controls-LED-Geysair*	5 years
Bath & turbine*	20 years

*Some restrictions apply | www.bainultra.com/warranty



The specifications shown indicate the outer edge dimension and the inside bathing capacity dimension measured at air jets' height. The manufacturer accepts a 1/4" [0.64 cm] variance. There are variations on each product and specifications are subject to change as we improve upon our product as required. The dimensions needed for site preparation and structure building will differ. BainUltra® assumes no responsibility for preparatory work done prior to the product being on site.