


AMMA OVAL 6638

66" x 38" x 21"

Amma takes its origin in the word "massage" as represented by two Chinese characters, AN and MO, meaning "calm through touch."



PRODUCT NO.

| MODEL | TMU | TUB |
|-------|--------------|--------------|
| | BAMMOD00T-XX | BAMMOD00N-XX |

| THERMOMASSEUR (TMU) Hydro-thermo massage • Air jet system | \$ |
|--------------------------------------------------------------|----------|
| Jets | 49 |
| 1 heated backrest & headrest | Included |
| MiaPlus® Control | Included |
| BU-Touch Control Application BUTOUCH | \$ |
| Geysair® | Included |
| AromaCloud** BAROMAC | \$ |
| Illuzio Chromatherapy BCHRO6 | \$ |

| TUB Soaker | \$ |
|-------------------------------------|-----------------------|
| AromaCloud** BAROMAC | \$ |
| Illuzio Chromatherapy BCHRO6 | \$ |
| WarmTouchShell® BWTS | \$ |
| DOT control | Included with therapy |

FEATURES

| Installation type | | Drop-in | |
|-------------------|----|-------------------------|---|
| No. of bathers | 1 | Inverted V | 1 |
| US gallons | 56 | Armrests | 2 |
| Imp. gallons | 47 | Grab bars (color match) | 2 |
| Raised seat | 1 | | |

STANDARD COLOR


| | | |
|-----------------------------------------------------------------------------------------------------|-------------------------------------------------------------------------------------------------------|----------|
|  White 01 |  Biscuit 02 | Included |
|-----------------------------------------------------------------------------------------------------|-------------------------------------------------------------------------------------------------------|----------|

OPTIONS (UPCHARGE APPLICABLE)

| CLEAR ACRYLIC GRAB BARS BGBG10-XX | | |
|-----------------------------------------------------------|--------------------------------|--------------------------------------|
| With Chrome 07 or Brushed Nickel 09 inserts | \$ | |
| WASTE & OVERFLOW | 16" x 35" BOVER16-XX | INTE- GRATED BOVERIN-XX |
| Chrome 07 | \$ | \$ |
| White 01 , Biscuit 02 | \$ | \$ |
| Brushed Nickel 09 , Polished Nickel 10 | \$ | \$ |
| Oil-rubbed Bronze 11 | \$ | N/A |
| Matte Black 19 , Satin Brass 18 | N/A | \$ |

IF REQUIRED BY CONSTRUCTION CODE

| | |
|---------------------------------------------------------------------|----|
| Brass waste & overflow kit** BDRCOB | \$ |
| Brass waste kit** BDRCB | \$ |
| 16" x 35" Cable driven brass waste & overflow kit BOVERBR-XX | \$ |

 * The AromaCloud® is built into the deck (factory installed).
** When ordered with integrated waste & overflow.

| | |
|--------------------|----|
| TOTAL PRICE | \$ |
|--------------------|----|



AMMA OVAL 6638

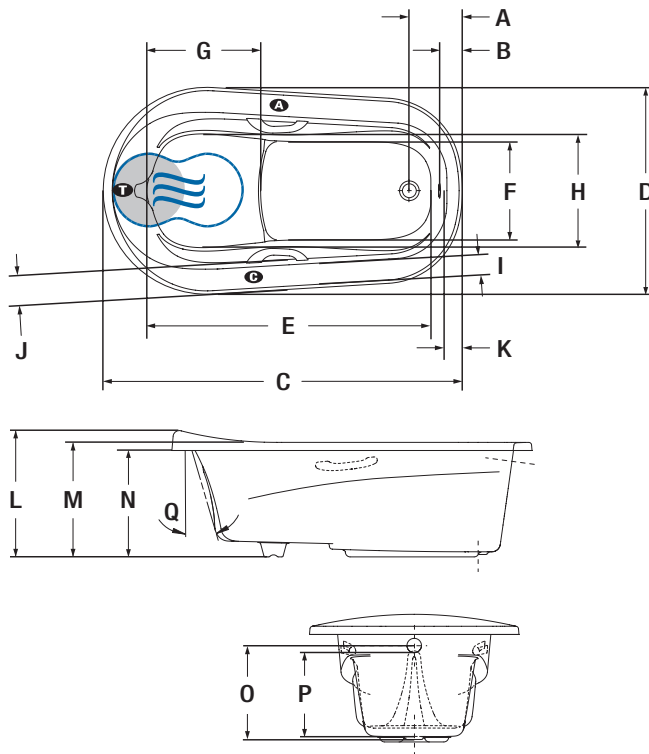


Raised seat



Raised heated headrest

INSTALLATION



| LETTER | DESCRIPTION | MEASURE |
|--------|----------------------------------------------|---------|
| A | Outside edge to center drain | 9 3/4" |
| B | Outside edge to overflow | 3 3/4" |
| C | Total length | 66" |
| D | Total width | 38" |
| E | Bathing well length | 52 1/4" |
| F | Bathing well width at center zone | 18" |
| G | Raised seat length | 21" |
| H | Raised seat width | 20 7/8" |
| I | Flat surface width | 3 7/8" |
| J | Deck width | 4 7/8" |
| K | Deck width at drain end | 3 1/4" |
| L | Total height to headrest | 23 1/8" |
| M | Height from bottom of bath to top deck | 21" |
| N | Height from bottom of bath to bottom of deck | 19 1/2" |
| O | Height from drain to center of overflow | 17" |
| P | Maximum water level | 15 3/8" |
| Q | Slope of backrest | 18° |

- A** AromaCloud® position
- C** Control position when factory-installed (Mia® or DOT)
- T** Turbine position (TMU)
- Indicates heated backrest (TMU)
- ☄ Indicates WarmTouchShell® position (TUB)

TECHNICAL SPECIFICATIONS

| | |
|----------------------------------|------------------------------------------------------------------------------------------------------------------------------------------------------------------------------------------------------------------------------------------------------------------------------------------------------------------|
| Hot water supply required | Should be 70% of water capacity of TUB or greater. |
| Turbine | Access to the pump must be at least 18" x 22". Standard connection is 20 A, 120 V, 60 hz , dedicated line with a Ground-Fault Circuit Interrupter (GFCI). For any additional option, a second line is needed 15 A, 120 V, 60 hz , dedicated line with a GFCI. Air vent necessary: 2" x 4" minimum. |
| Other | The GEYSAIR must always be accessible and connected to the hot water supply (provide access). |

Our products must be installed by certified professionals only and according to our Owner's Manual as well as federal, provincial/state and local building codes and regulations (www.bainultra.com/documentation/documentation).

| | |
|--------------------------------|------------|
| Cutting template | # 90000037 |
| Approx. shipping weight | 147 lbs |
| Turbine power | 550 W |
| Air heater | 600 W |
| WARRANTY | |
| Controls-LED-Geysair* | 5 years |
| Bath & turbine* | 20 years |

* Some restrictions apply | www.bainultra.com/warranty



The specifications shown indicate the outer edge dimension and the inside bathing capacity dimension measured at air jets' height. The manufacturer accepts a 1/4" [0.64 cm] variance. There are variations on each product and specifications are subject to change as we improve upon our product as required. The dimensions needed for site preparation and structure building will differ. BainUltra® assumes no responsibility for preparatory work done prior to the product being on site.