

CITTI 6032 WITHOUT INSERT

60" x 32" x 20"

Citti® is derived from sanskrit for "free spirit." At the same time, the name evokes today's great cities: these are the perfect baths for urban living.



PRODUCT NO.

MODEL	TMU	TUB
Left	BCIDRA0LT-XX	BCIDRA0LN-XX
Right	BCIDRA0RT-XX	BCIDRA0RN-XX
Front Overflow - Left	BC3DRA0LT-XX	BC3DRA0LN-XX
Front Overflow - Right	BC3DRA0RT-XX	BC3DRA0RN-XX

THERMOMASSEUR (TMU)

Hydro-thermo massage • Air jet system

\$4,670

Jets	44
1 heated backrest	Included
Mia® Control	Included
BU-Touch Control Application BUTOUCH	\$430
Geysair®	Included
AromaCloud® BAROMAC	\$490
AromaFlow*** BAROMAF NEW	\$950
Illuzio Chromatherapy BCHRO6	\$925

TUB

Soaker

\$2,315

AromaCloud® BAROMAC	\$490
AromaFlow*** BAROMAF NEW	\$950
Illuzio Chromatherapy BCHRO6	\$925
WarmTouchShell® BWTS	\$1,125
DOT control	Included with therapy

FEATURES

Installation type	Alcove (3 walls)
Integrated skirt & tile flange (specify right or left)	Installed & Included
No. of bathers	44
US gallons	53

INTEGRATED WASTE & OVERFLOW **BOVERINI-XX**

White 01 , Biscuit 02 , Chrome 07 , Brushed Nickel 09 , Polished Nickel 10 , Matte White with UltraVelour finish 32	Installed & Included
---	----------------------

STANDARD COLOR

 	Included
---	----------

OPTIONS (UPCHARGE APPLICABLE)

FINISH

UltraVelour Matte Finish (white only) **BVEL1** \$650

CONTROL (TMU only)

MiaPlus*** **BMIAP2-XX** \$285

UNIVERSAL ARMRESTS **BGBGU-XX**

White **01** \$750

INTEGRATED WASTE & OVERFLOW **BOVERINI-XX**

Matte Black **19**, Satin Brass **18** \$120

WASTE & OVERFLOW 16" X 35"*** **BOVER16-XX**

Chrome **07** \$260

White **01**, Biscuit **02** \$290


Brushed Nickel **09**, Polished Nickel **10**, Oil-rubbed Bronze **11** \$400

IF REQUIRED BY CONSTRUCTION CODE

Brass waste & overflow kit **BDRCOB** \$240

Brass waste kit **BDRCB** \$60

16" x 35" Cable driven brass waste & overflow kit* **BOVERBR** \$240


 Turbine must be remotely installed. With the AromaCloud® and/or Control on the deck, a complete shower door cannot be installed. Faucets must be wall-mounted.

Don't forget to specify the **finish of the integrated waste & overflow**.

* Only for models with front overflow.

** The MiaPlus® Control is included when purchasing Chromatherapy on a TMU.

*** When ordering an AromaFlow, an Integrated waste & overflow is mandatory (Included). Specify the finish of the waste.

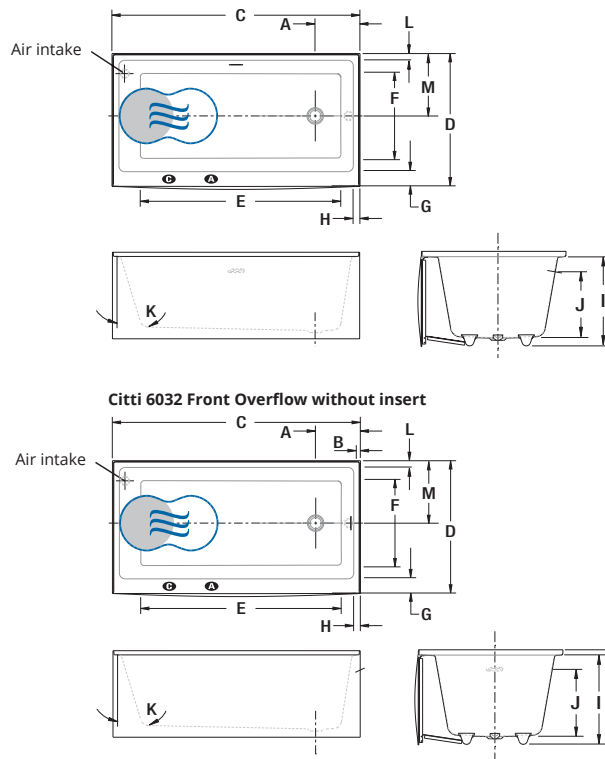


CITTI 6032 WITHOUT INSERT



Front overflow

INSTALLATION



LETTER	DESCRIPTION	MEASURE
A	Outside edge to center drain (integrated waste & overflow)	10 7/8"
B	Outside edge to center of drain hole Waste & overflow 16" x 35" Front Overflow only	1 3/8"
C	Total length	60"
D	Total width	32"
E	Bathing well length	49 1/4"
F	Bathing well width	21 1/8"
G	Deck width (skirt side)	3 3/4"
H	Deck width at drain end	2 1/8"
I	Height from bottom of bath to top deck	20"
J	Maximum water level Maximum water level with AromaFlow	14 1/2" 13 13/16"
K	Slope of backrest	17°
L	Deck width overflow side	2 1/8"
M	Outside edge to center drain	15 1/8"
N	Tile flange height	1"

- A** AromaCloud® position
- C** Control position when factory-installed (Mia® or DOT)
- Indicates heated backrest (TMU)
- ☞ Indicates WarmTouchShell® position (TUB)

TECHNICAL SPECIFICATIONS

Hot water supply required	The hot water supply should be 70% or more of the bath's total water capacity.
Turbine	Access to the pump must be at least 18" x 22". Standard connection is 20 A, 120 V, 60 Hz , dedicated line with a Ground-Fault Circuit Interrupter (GFCI). For any additional option, a second line is needed 15 A, 120 V, 60 Hz , dedicated line with a GFCI. Air vent necessary: 2" x 4" minimum.
Others	<ul style="list-style-type: none"> - The Geysair® is located on the same side as the heated backrest. It must NOT be relocated. It must be connected to the hot water supply and be accessible (provide access). - The turbine must be remotely installed. - Citti bathtubs include an integrated tile flange, specify right or left. - The water level will be lower when an AromaFlow is installed.

Our products must be installed by certified professionals only and according to our Owner's Manual as well as federal, provincial/state and local building codes and regulations (www.bainultra.com/dealers/dealer-documentation-and-catalog).

The specifications shown indicate the outer edge dimension and the inside bathing capacity dimension measured at air jets' height. The manufacturer accepts a 1/4" [0.64 cm] variance. There are variations on each product and specifications are subject to change as we improve upon our product as required. The dimensions needed for site preparation and structure building will differ. BainUltra® assumes no responsibility for preparatory work done prior to the product being on site.

Approx. shipping weight	125 lb
Turbine power	550 W
Air heater	600 W
WARRANTY	
Controls-LED-Geysair*	5 years
Bath & turbine*	20 years

* Some restrictions apply | www.bainultra.com/warranty